



US00D464172S

(12) **United States Design Patent**
Shepperson

(10) **Patent No.:** **US D464,172 S**

(45) **Date of Patent:** **** Oct. 8, 2002**

(54) **HANDLE FOR A WOMAN'S RAZOR**

D428,203 S 7/2000 Zwonitzer et al. D28/48

D431,680 S 10/2000 Wagstaff D28/48

D435,144 S 12/2000 Chenvainu et al. D28/48

(75) Inventor: **Ian Raymond Shepperson**, Ripley
(GB)

FOREIGN PATENT DOCUMENTS

(73) Assignee: **American Safety Razor Company**,
Verona, VA (US)

JP 11-244557 * 9/1999 B26B/21/14

(**) Term: **14 Years**

* cited by examiner

Primary Examiner—Ted Shooman

Assistant Examiner—C Tuttle

(21) Appl. No.: **29/154,236**

(74) *Attorney, Agent, or Firm*—McDermott, Will & Emery

(22) Filed: **Jan. 23, 2002**

(57) **CLAIM**

Related U.S. Application Data

The ornamental design for a handle for a woman's razor, a shown and described.

(62) Division of application No. 29/133,874, filed on Dec. 11, 2000, now Pat. No. Des. 454,413.

DESCRIPTION

(51) **LOC (7) Cl.** **28-02**

FIG. 1 is a perspective view of the handle for a woman's razor of the invention;

(52) **U.S. Cl.** **D28/48**

FIG. 2 is a front view of the handle design shown in FIG. 1;

(58) **Field of Search** D28/44-48; 30/32,
30/34.05, 35-40, 40.1, 40.2, 41, 41.5-41.9,
47-60, 60.5, 61-74, 75-84, 526-541

FIG. 3 is a back view of the handle design shown in FIG. 1;

FIG. 4 is a left-side view of the handle design shown in FIG. 1;

(56) **References Cited**

FIG. 5 is a right-side view of the handle design shown in FIG. 1;

FIG. 6 is a top view of the handle design shown in FIG. 1; and,

U.S. PATENT DOCUMENTS

2,367,571 A * 1/1945 Gaide 30/41

3,369,295 A 2/1968 Russell 30/62

D407,851 S * 4/1999 Shurtleff D28/48

D415,316 S 10/1999 Prochaska D28/48

D421,155 S 2/2000 Grange D28/48

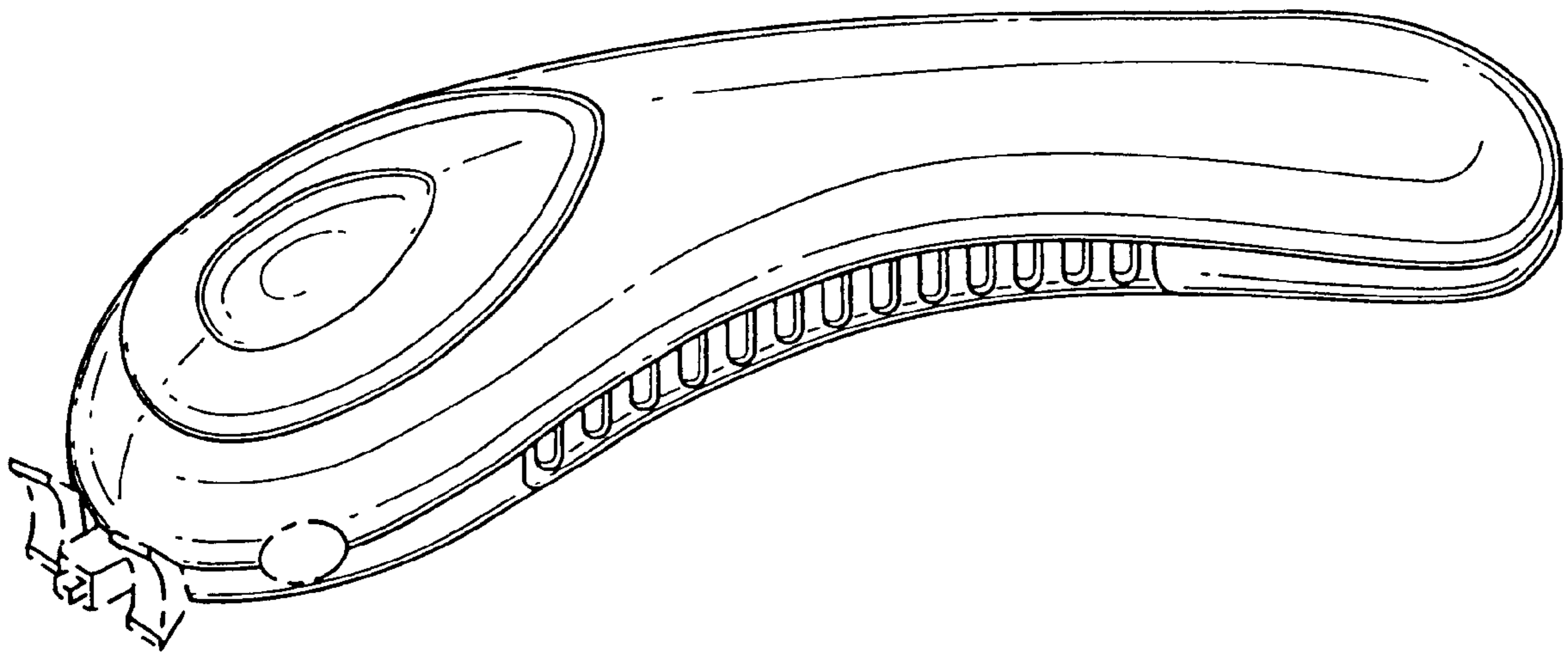
D421,666 S 3/2000 Lyons et al. D28/48

D425,250 S * 5/2000 Gray D28/48

FIG. 7 is a bottom view of the handle design shown in FIG. 1.

The broken line portions of the disclosure are for illustrative purposes only, and form no part of the claim design.

1 Claim, 4 Drawing Sheets



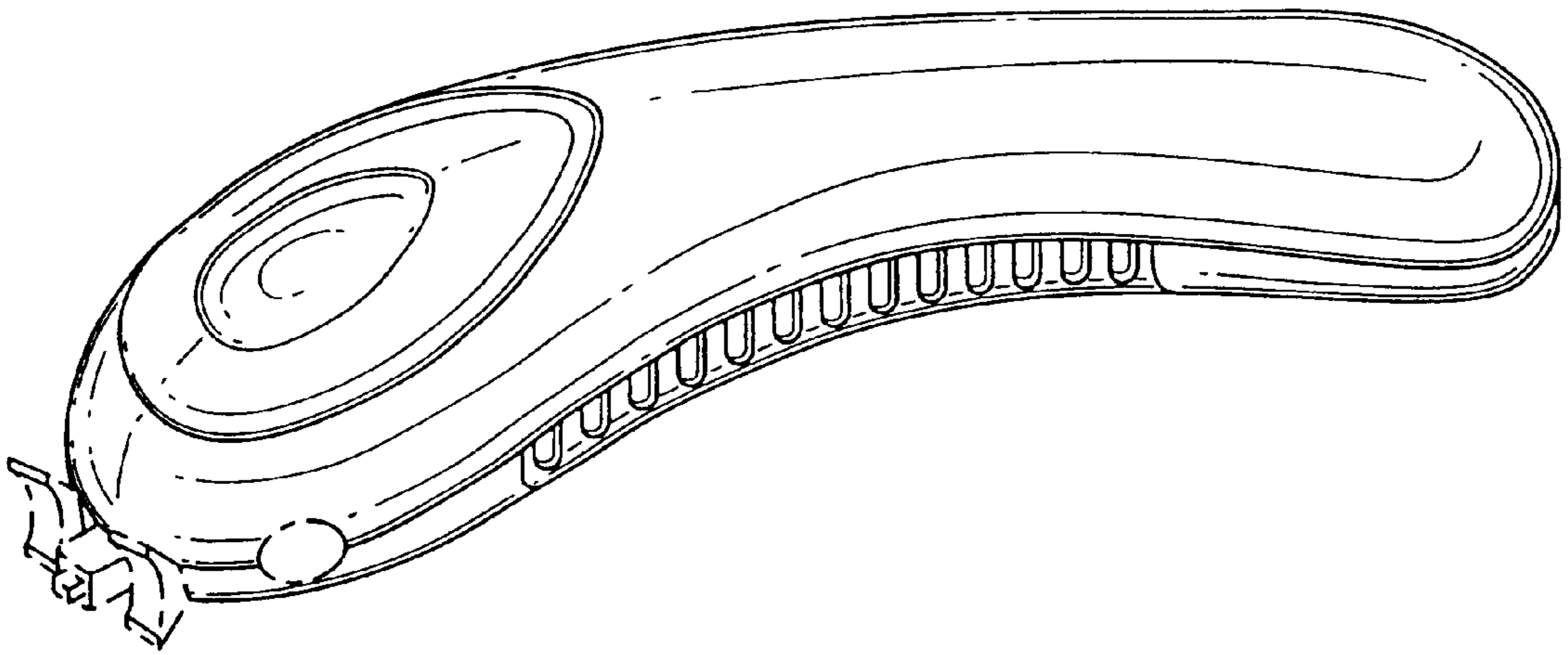


FIG. 1

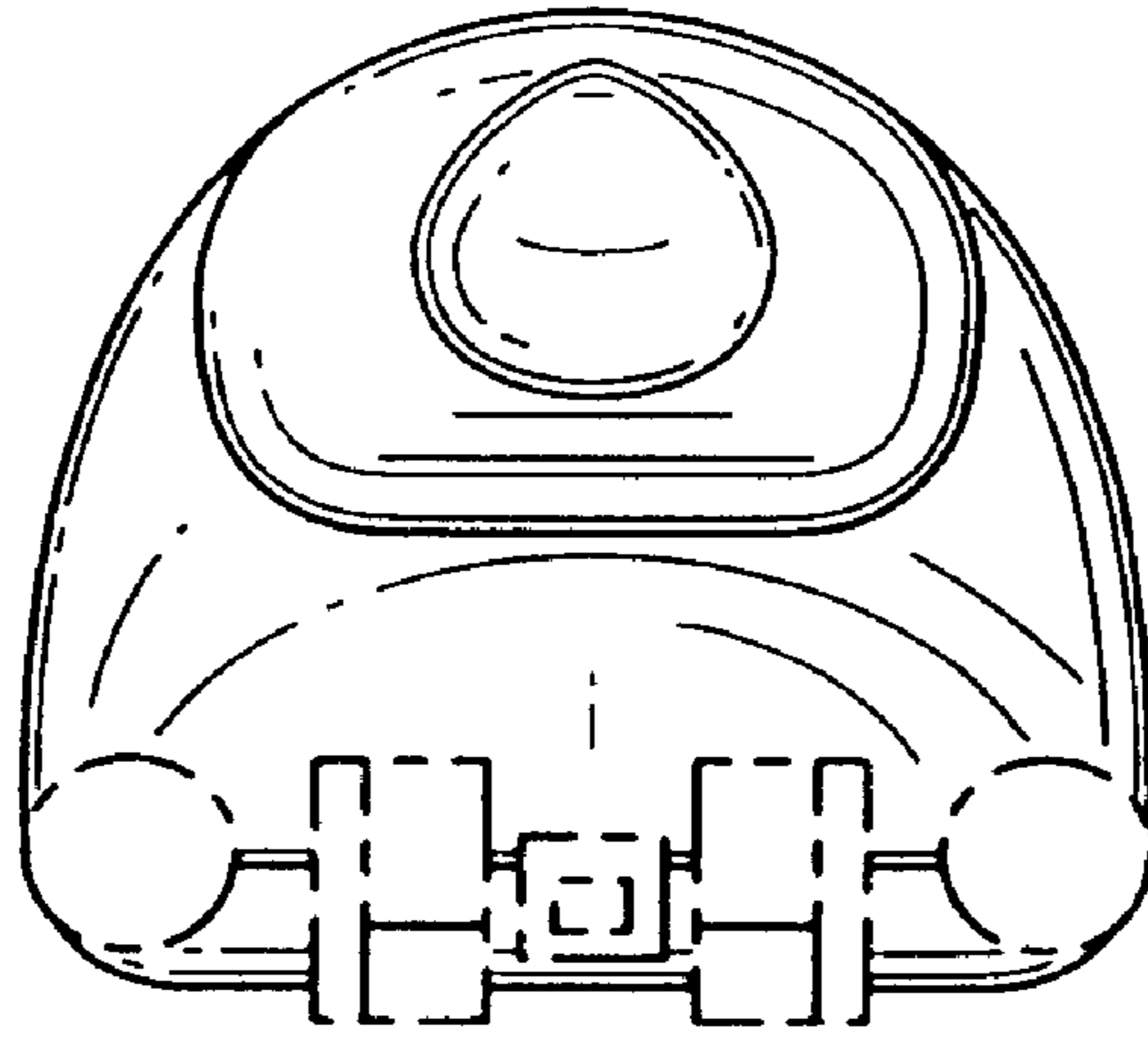


FIG. 2

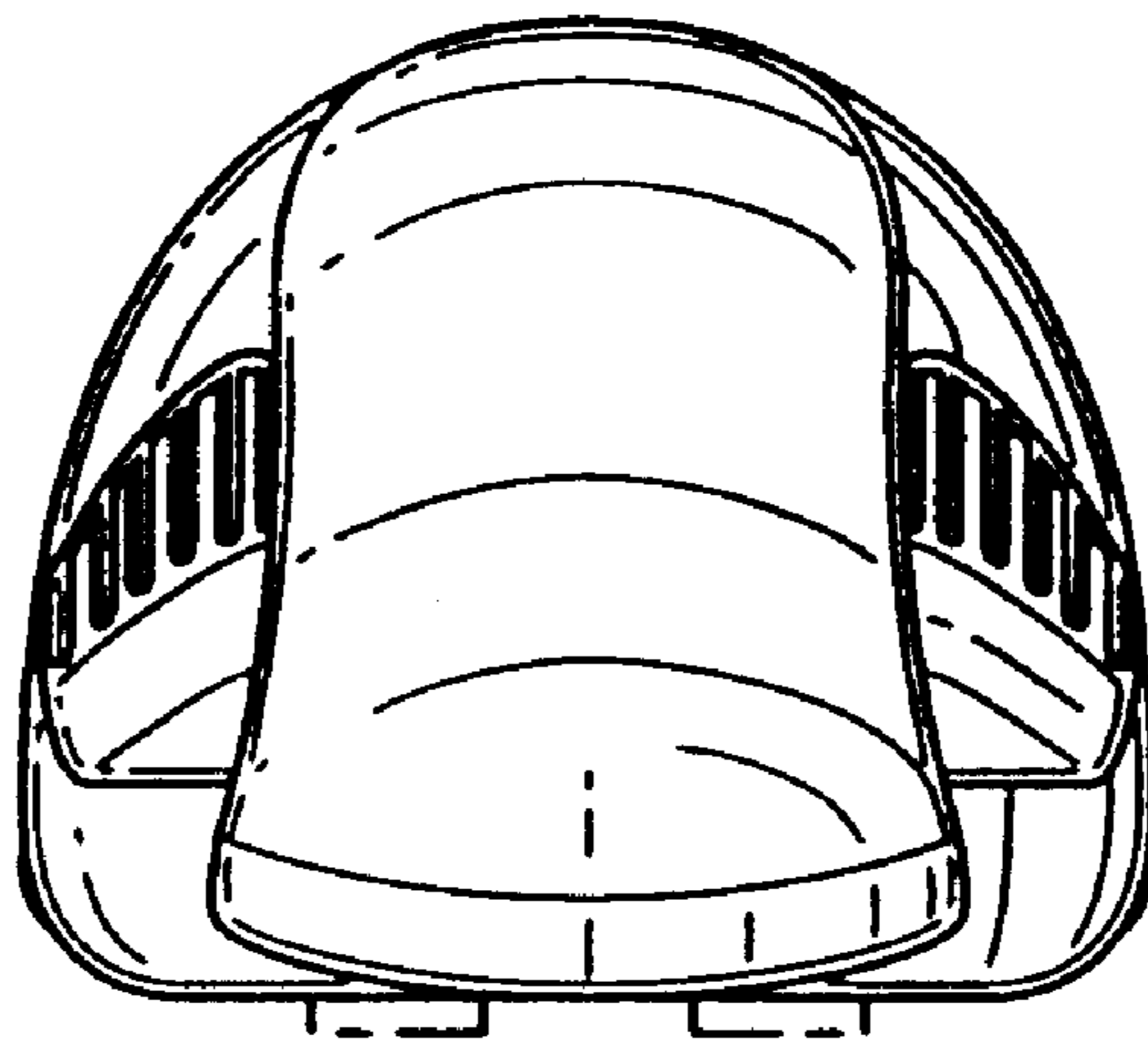


FIG. 3




FIG. 4

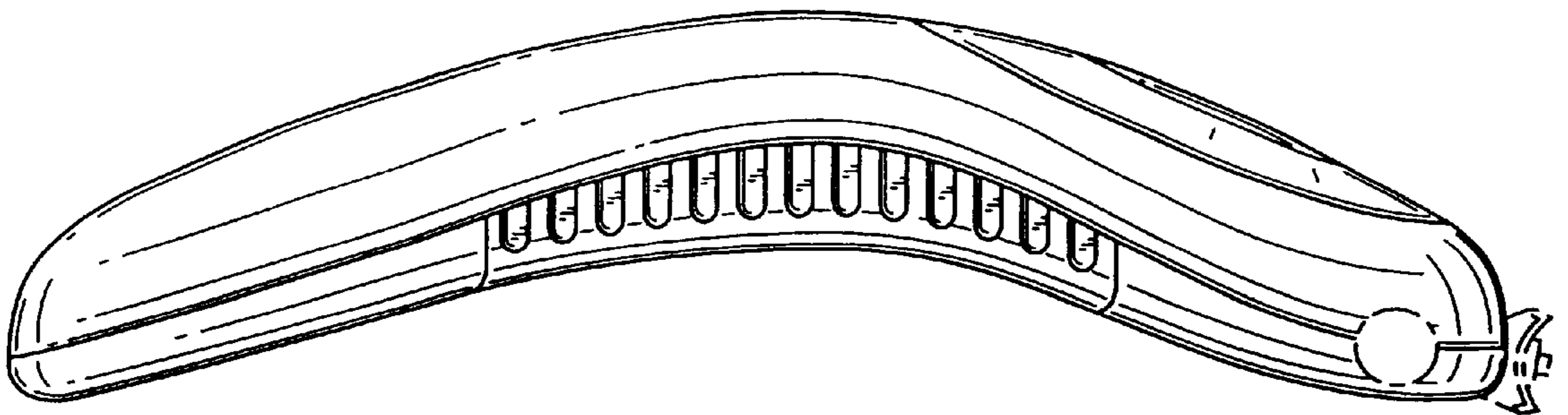


FIG. 5

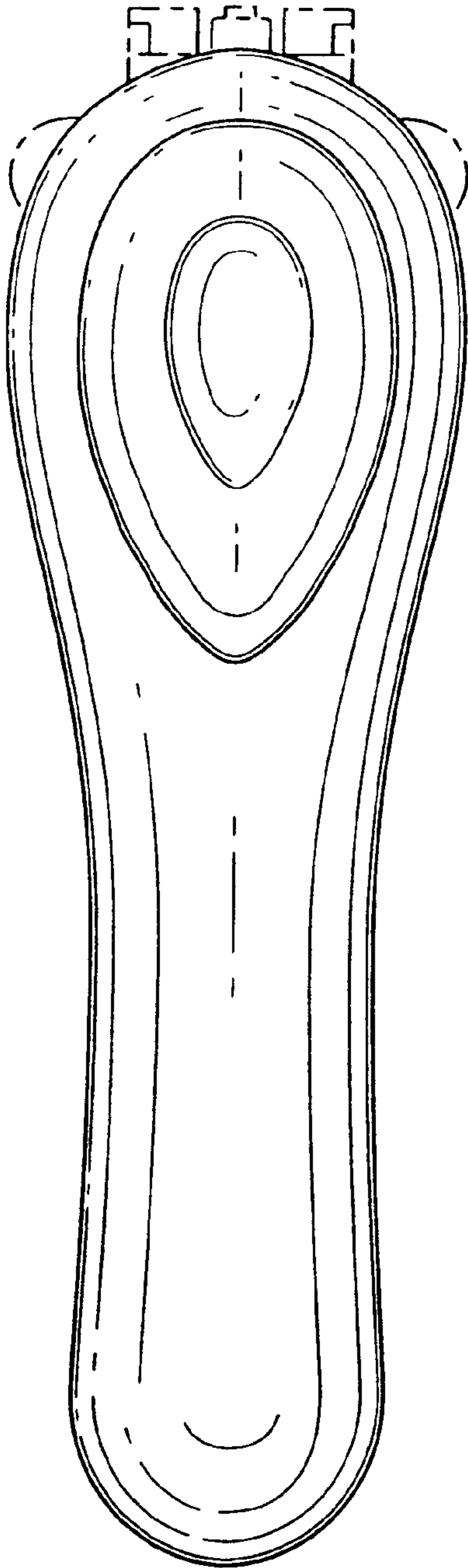


FIG. 6

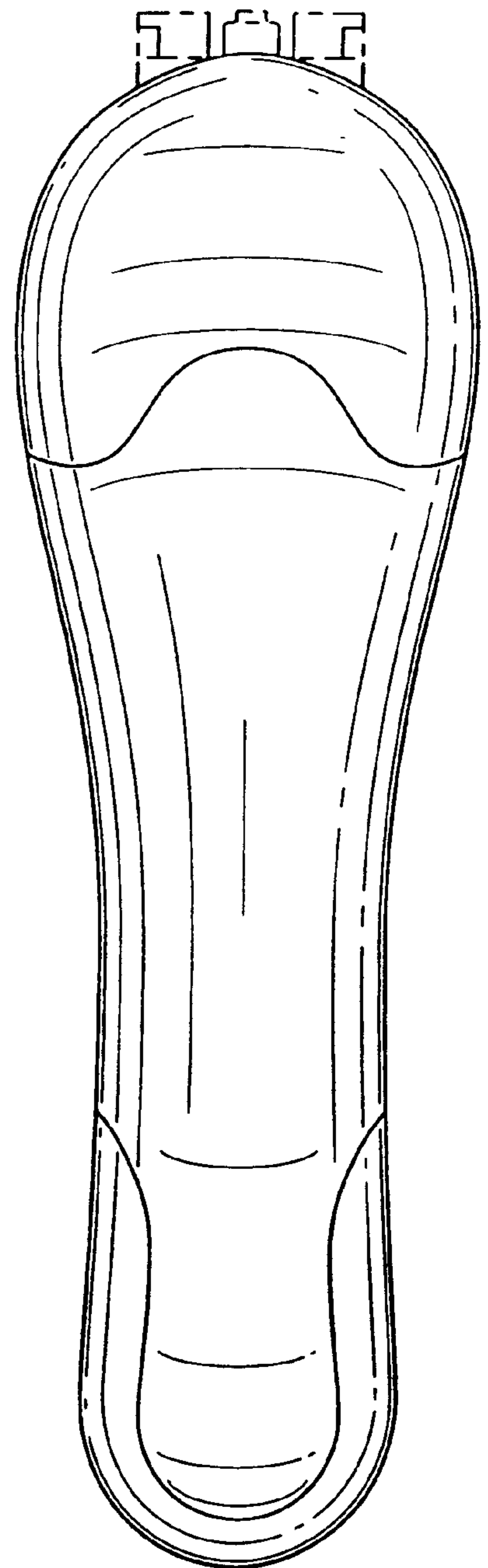


FIG. 7