



US00D464161S

(12) **United States Design Patent**
Nourishad

(10) **Patent No.:** **US D464,161 S**

(45) **Date of Patent:** **** Oct. 8, 2002**

(54) **LUMINAIRE**

(75) Inventor: **Feridoun Nourishad**, Irvine, CA (US)

(73) Assignee: **Genlyte Thomas Group LLC**,
Louisville, KY (US)

(**) Term: **14 Years**

(21) Appl. No.: **29/156,178**

(22) Filed: **Feb. 25, 2002**

(51) **LOC (7) Cl.** **26-03**

(52) **U.S. Cl.** **D26/78**

(58) **Field of Search** D26/72, 75-78;
362/147, 404-408, 432, 217-223

(56) **References Cited**

U.S. PATENT DOCUMENTS

D122,903	*	10/1940	McCarthy	
2,557,787	*	6/1951	Kirk	
D295,329	*	4/1988	Roos et al.	D26/75
D348,950	*	7/1994	Herst et al.	D26/85
D349,358	*	8/1994	Herst et al.	D26/85
D364,478	*	11/1995	Pesau	D26/76

* cited by examiner

Primary Examiner—Alan P. Douglas

Assistant Examiner—Clare E. Heflin

(74) *Attorney, Agent, or Firm*—Jeffrey A. Haeblerlin;
Middleton Reutlinger

(57) **CLAIM**

The ornamental design for a luminaire, as shown and described.

DESCRIPTION

The luminaire is intended for use in a suspended linear lighting system.

FIG. 1 is a perspective view of a luminaire showing my design;

FIG. 2 is a top plan view thereof;

FIG. 3 is a bottom plan view thereof;

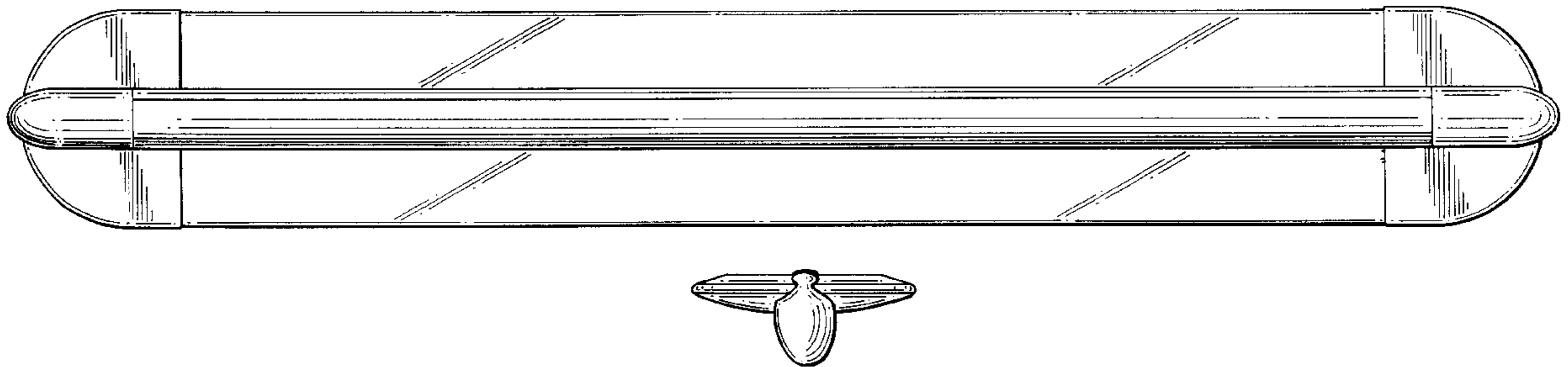
FIG. 4 is a right side elevational view thereof; and,

FIG. 5 is a front elevational view thereof.

The rear elevational view is a mirror image of front elevational view and, therefore, has been omitted. The left side elevational view is a mirror image of the right side elevational view and, therefore, has also been omitted.

The broken line showing of the lamp assembly of the luminaire is for illustrative purposes only and forms no part of the claimed design.

1 Claim, 4 Drawing Sheets



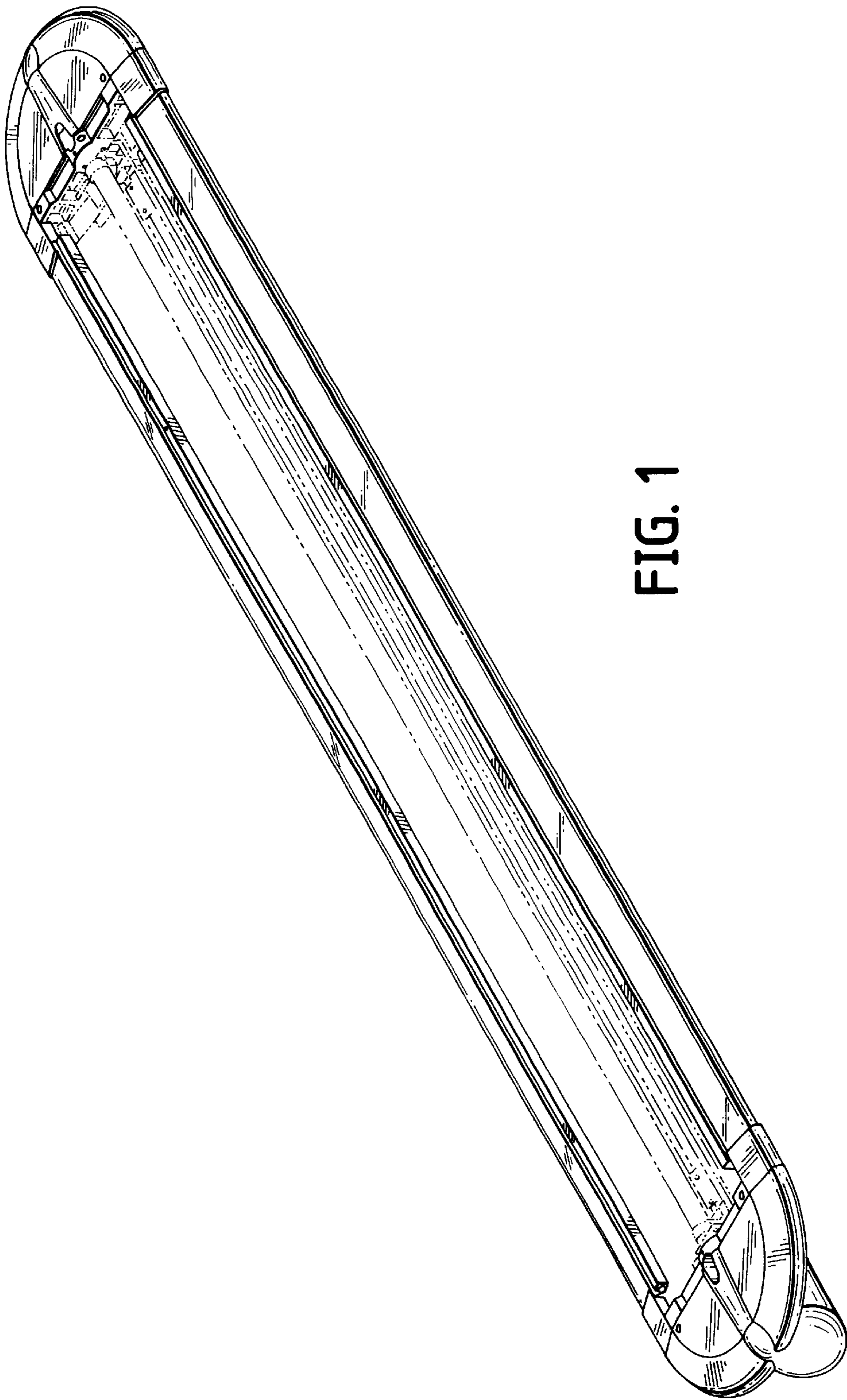


FIG. 1

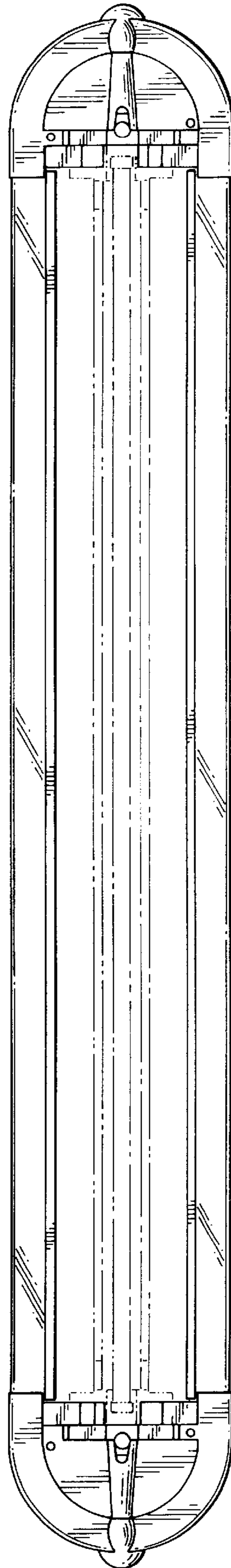


FIG. 2




FIG. 3

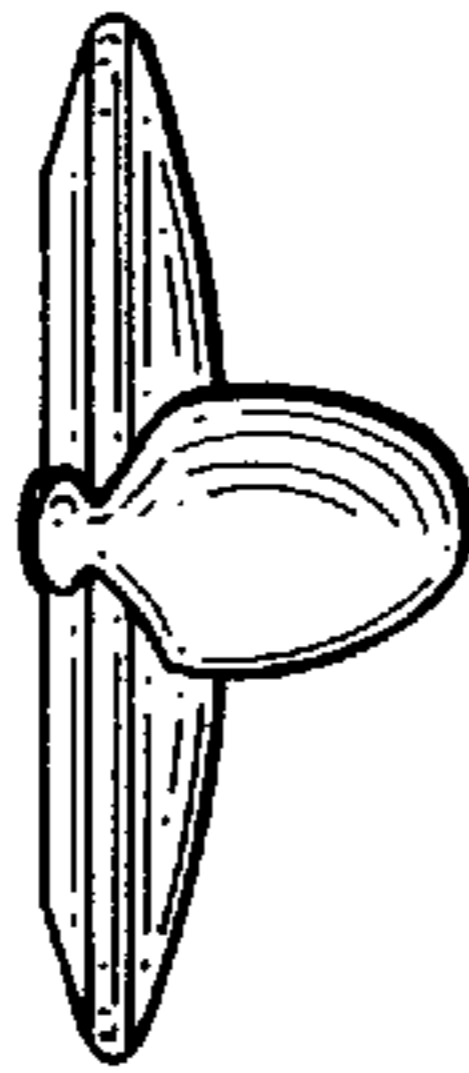


FIG. 4



FIG. 5