



US00D464155S

(12) **United States Design Patent** (10) **Patent No.:** **US D464,155 S**
Lee et al. (45) **Date of Patent:** **** Oct. 8, 2002**

(54) **DECORATIVE LIGHT BULB**

(75) Inventors: **Steve Lee**, Chicago, IL (US); **Shui Yu Lee**, Prospect Heights, IL (US)

(73) Assignee: **LumiSource, Inc.**, Elk Grove Village, IL (US)

(**) Term: **14 Years**

(21) Appl. No.: **29/151,414**

(22) Filed: **Dec. 4, 2001**

(51) **LOC (7) Cl.** **26-04**

(52) **U.S. Cl.** **D26/4**

(58) **Field of Search** D26/1, 2, 3, 4;
326/326, 334, 335, 351, 358; 313/113,
128, 129, 130, 131, 315, 318

(56) **References Cited**

U.S. PATENT DOCUMENTS

D356,167 S	*	3/1995	Bohannon	D26/4
D406,909 S	*	3/1999	Wang	D26/4
D407,163 S	*	3/1999	Berkowitz	D26/4
D426,901 S	*	6/2000	Huang	D26/4
D429,826 S	*	8/2000	Aldulbi et al.	D26/4

* cited by examiner

Primary Examiner—Marcus A. Jackson

(74) *Attorney, Agent, or Firm*—Pauley Petersen Kinne & Erickson

(57) **CLAIM**

The ornamental design for a decorative light bulb, as shown and described.

DESCRIPTION

FIG. 1 is a front perspective view of a decorative light bulb, according to one preferred embodiment of this invention;

FIG. 2 is a front view of the decorative light bulb, as shown in FIG. 1;


FIG. 3 is a top view of the decorative light bulb, as shown in FIG. 1;

FIG. 4 is a back view of the decorative light bulb, as shown in FIG. 1;

FIG. 5 is a side view of the decorative light bulb, as shown in FIG. 1; and,

FIG. 6 is a side view of the decorative light bulb, opposite the side view of FIG. 5, as shown in FIG. 1.

1 Claim, 6 Drawing Sheets






FIG. 1



FIG. 2



FIG. 3




FIG. 4




FIG. 5



FIG. 6