

US00D464145S

(12) **United States Design Patent** (10) **Patent No.:** **US D464,145 S**
Scherer et al. (45) **Date of Patent:** **** Oct. 8, 2002**

(54) **SIDE WALL PORTION OF A RETAINING WALL BLOCK**

(75) Inventors: **Ronald J. Scherer**, Oak Park Heights, MN (US); **Michael J. Hogan**, Minnetonka, MN (US); **David Matthew LaCroix**, Circle Pines, MN (US)

CA	58649	5/1987
CA	62875	4/1989
CA	63366	5/1989
CA	66760	8/1990
CA	67904	7/1991
CA	73865	2/1994
CA	2101284	1/1995

(73) Assignee: **Anchor Wall Systems, Inc.**, Minnetonka, MN (US)

(**) Term: **14 Years**

(21) Appl. No.: **29/143,999**

(22) Filed: **Jun. 19, 2001**

(51) **LOC (7) Cl.** **25-01**

(52) **U.S. Cl.** **D25/113**

(58) **Field of Search** D25/112-118, D25/199; D2/484-485, 491-493, 499-505; 405/284, 16, 272-273; 404/27-30, 34-42; 52/102, 574-582.2, 596-599, 608-612

(56) **References Cited**

U.S. PATENT DOCUMENTS

1,086,975	A	2/1914	Aaronson
D237,704	S	11/1975	Lane
D316,904	S	5/1991	Forsberg
5,062,610	A	11/1991	Woolford et al.
D350,402	S	9/1994	Pribyl et al.
D352,789	S	11/1994	Adam
D363,787	S	10/1995	Powell
D378,702	S	4/1997	Blomquist et al.
D391,376	S	2/1998	Strand et al.
5,788,423	A	8/1998	Perkins
D404,146	S	1/1999	Perkins
D417,506	S	12/1999	Harding

FOREIGN PATENT DOCUMENTS

CA	50020	7/1982
----	-------	--------

OTHER PUBLICATIONS

Copy of copending application Scherer, U.S. patent application Ser. No. 09/330,879, filed Jun. 11, 1999.

Copy of copending application Scherer, U.S. patent application Ser. No. 09/691,864, filed Oct. 19, 2000.

Copy of copending application Scherer et al., U.S. patent application Ser. No. 09/884,795, filed Jun. 19, 2001.

Copy of copending design application Scherer et al., U.S. patent application Ser. No. 29/143,748, filed Jun. 19, 2001.

Copy of copending design application Scherer et al., U.S. patent application Ser. No. 29/143,998, filed Jun. 19, 2001.

Primary Examiner—Ian Simmons

Assistant Examiner—Robert A. Delehanty

(74) *Attorney, Agent, or Firm*—Merchant & Gould P.C.

(57) **CLAIM**

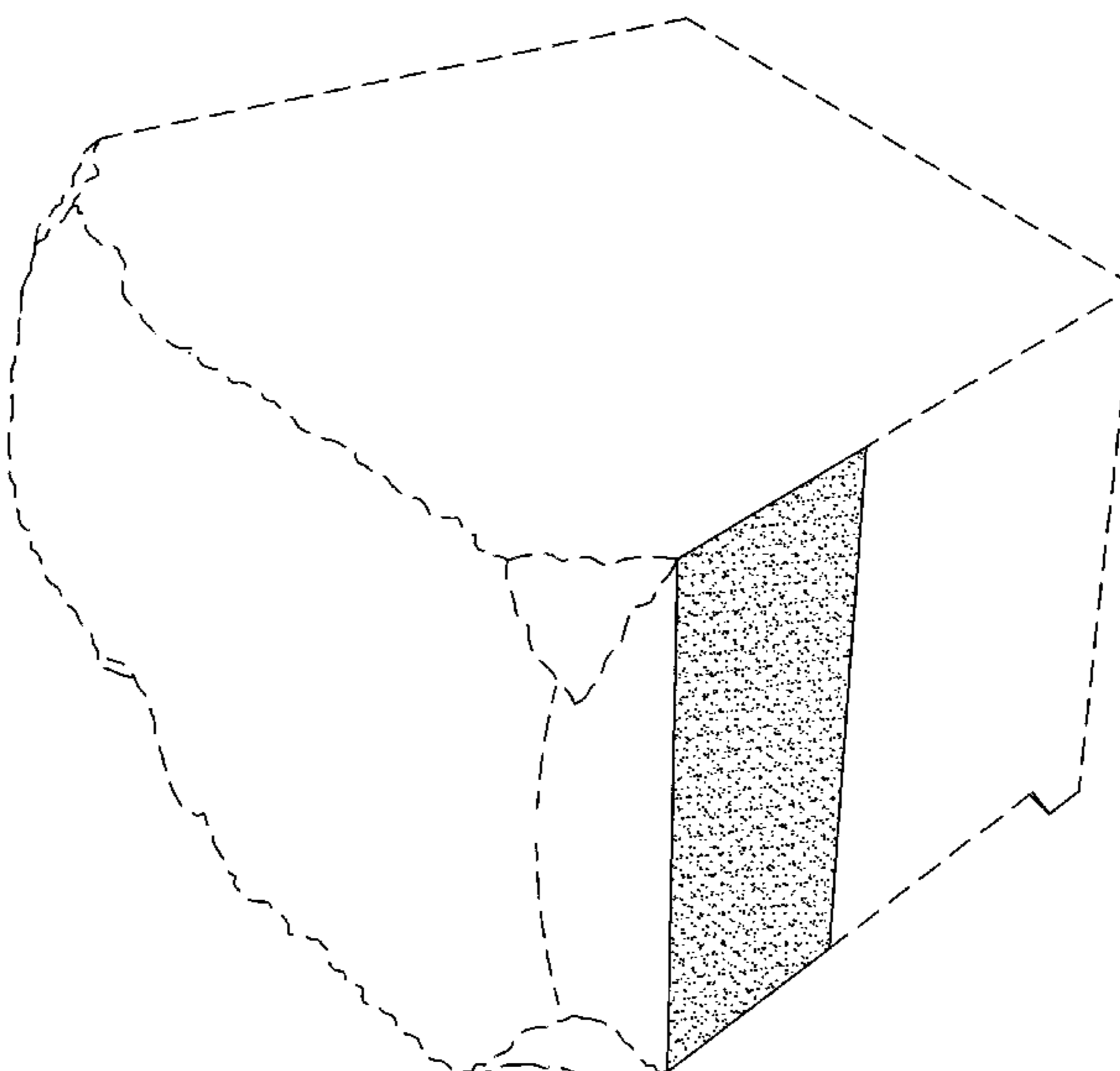
The ornamental design for a side wall portion of a retaining wall block, as shown and described.

DESCRIPTION

FIG. 1 is a perspective view of a side wall portion of a retaining wall block according to my new design; and, FIG. 2 is a right side view of the side wall portion depicted in FIG. 1.

The broken lines in the drawings illustrate an embodiment of the structural environment of a retaining wall block and form no part of the design sought to be patented.

1 Claim, 2 Drawing Sheets



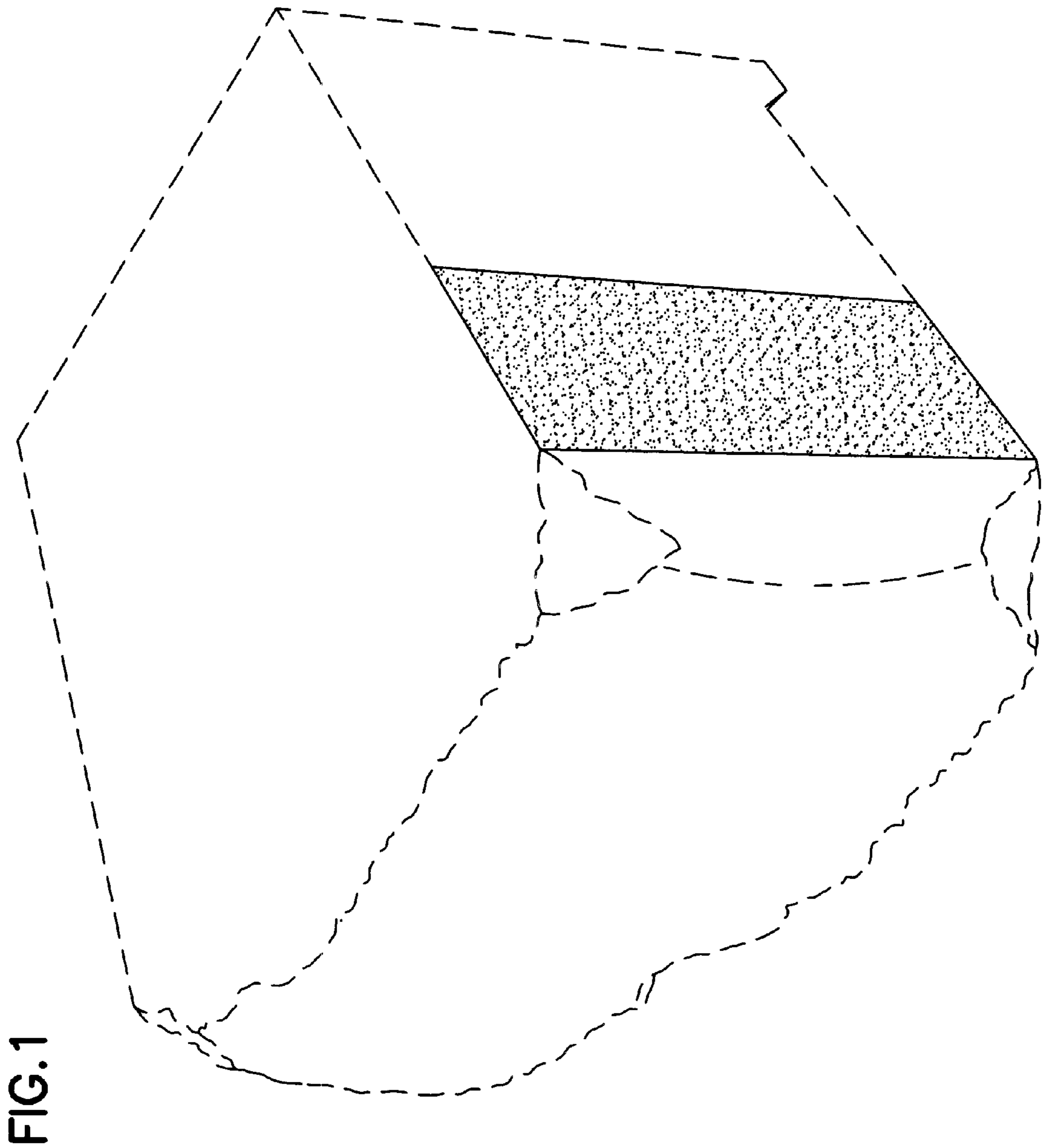


FIG. 1

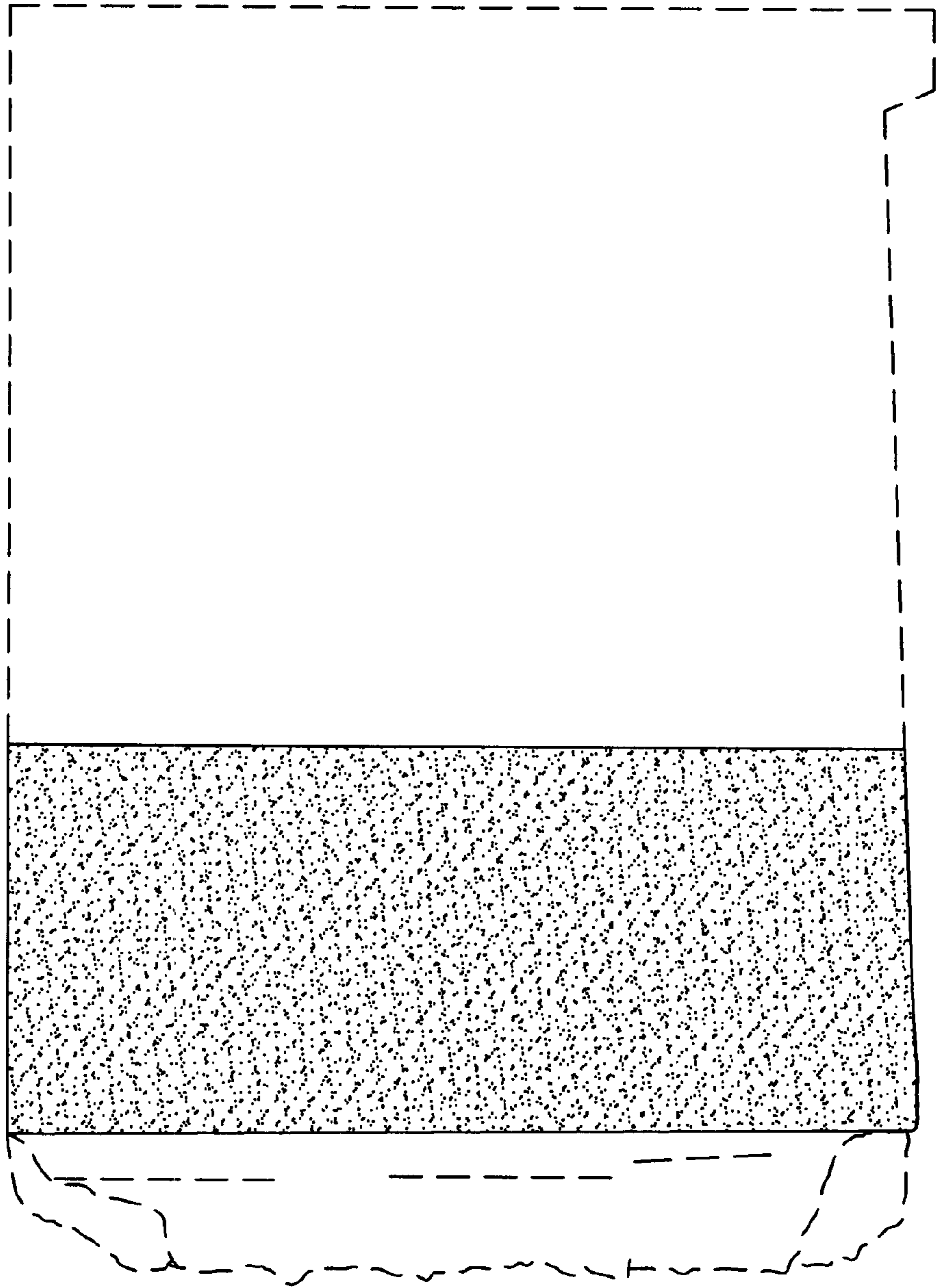


FIG. 2