



US00D464137S

(12) **United States Design Patent**
Claren

(10) **Patent No.:** **US D464,137 S**

(45) **Date of Patent:** **** Oct. 8, 2002**

(54) **APPARATUS FOR PRESSURE INDUCED
STAUNCHED OF VASCULAR TISSUE**

5,372,584 A * 12/1994 Zink et al. 604/55
6,024,753 A * 2/2000 Claren et al. 606/193

(75) **Inventor:** **Jan Claren, Lund (SE)**

* cited by examiner

(73) **Assignee:** **Atos Medical AB, Horby (SE)**

Primary Examiner—Stella Reid

(**) **Term:** **14 Years**

(74) *Attorney, Agent, or Firm*—Stevens, Davis, Miller & Moshier, L.L.P.

(21) **Appl. No.:** **29/143,768**

(22) **Filed:** **Jun. 21, 2001**

(51) **LOC (7) Cl.** **24-04**

(52) **U.S. Cl.** **D24/169**

(58) **Field of Search** D24/169; 600/481,
600/490, 491, 492, 591; 606/40, 201, 203,
193

(57) **CLAIM**

The ornamental design for an apparatus for pressure induced staunched of vascular tissue, as shown and described.

DESCRIPTION

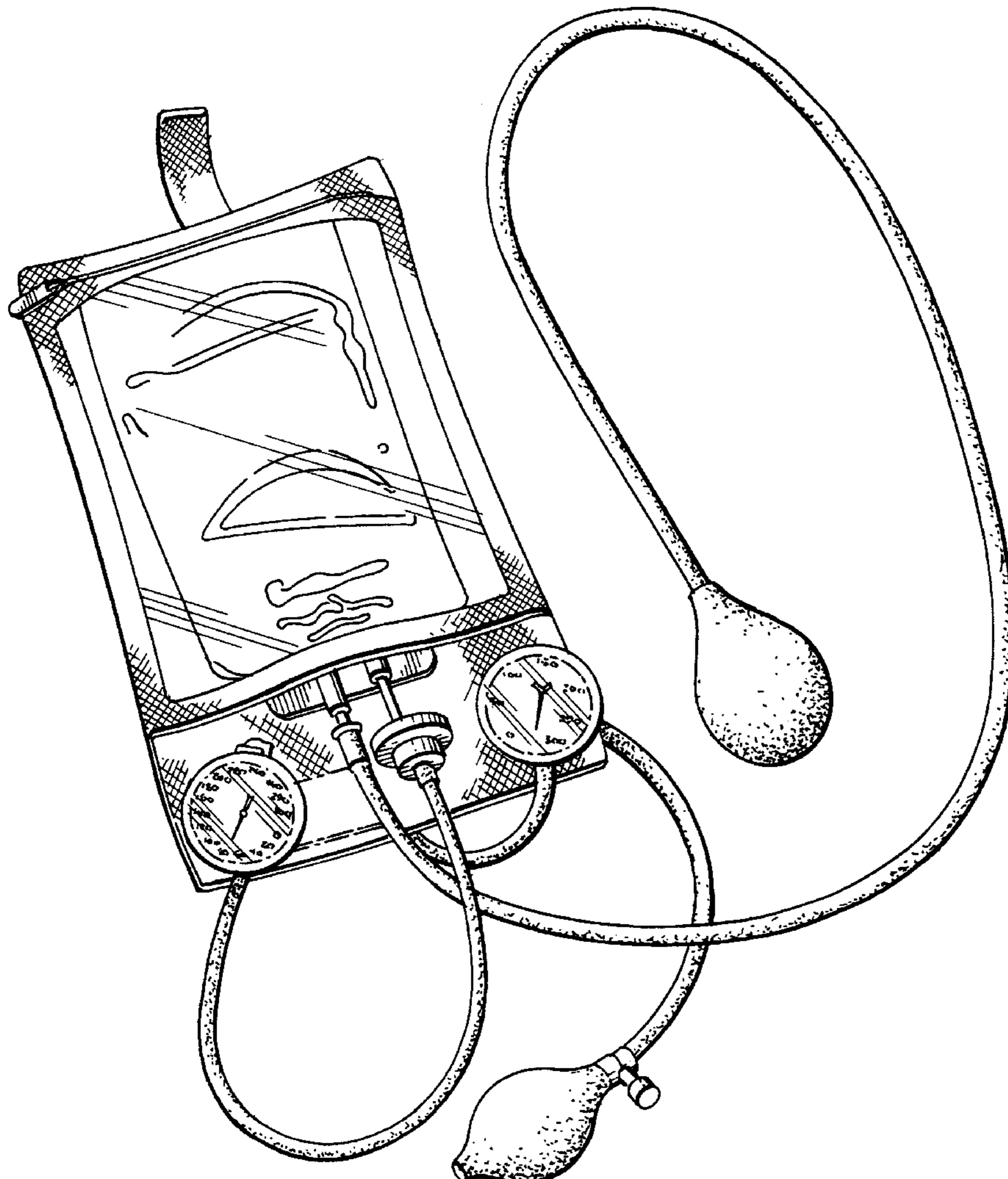
FIG. 1 is a bottom perspective view of the apparatus; and, FIG. 2 is a top perspective view of the apparatus.

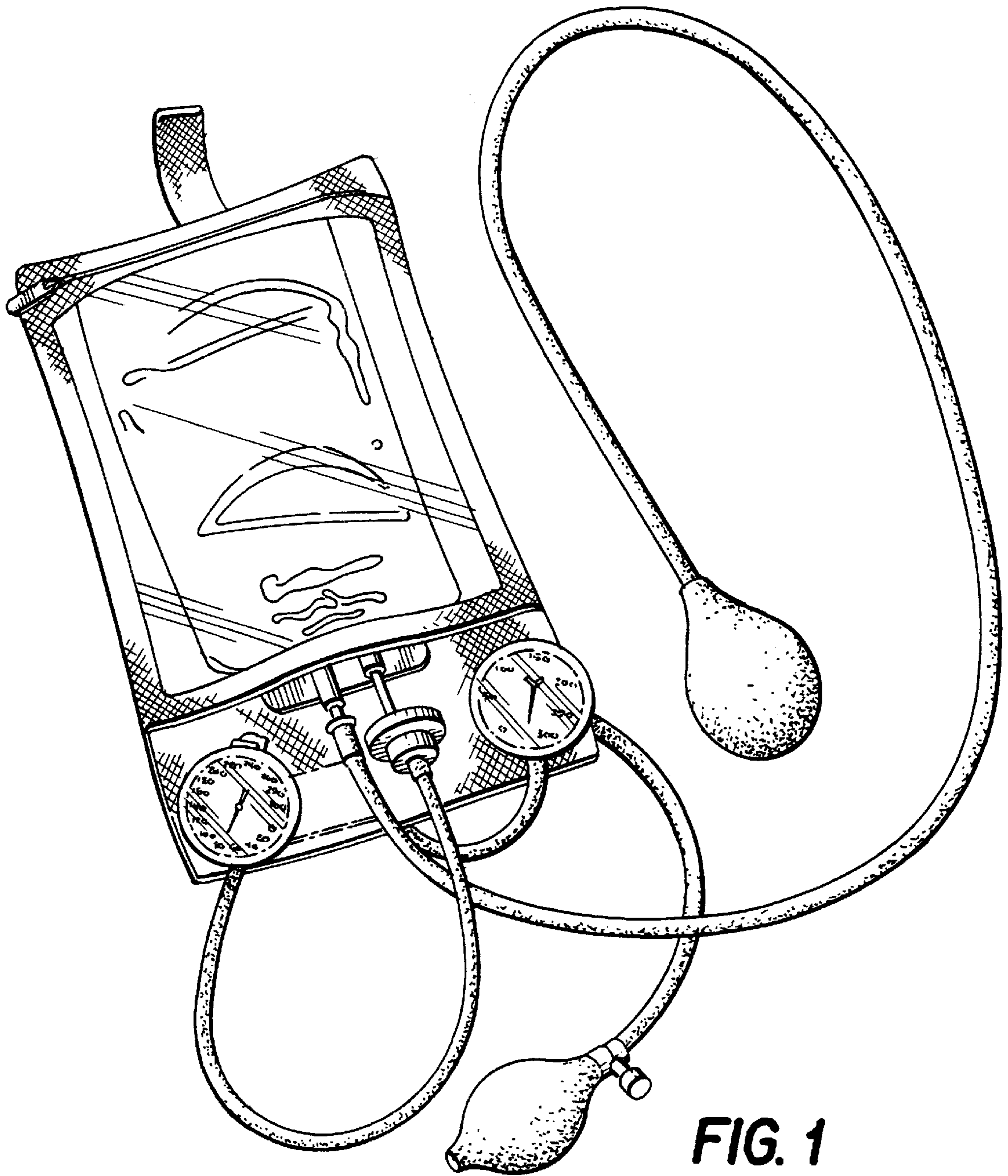
(56) **References Cited**

U.S. PATENT DOCUMENTS

5,104,377 A * 4/1992 Levine 604/101

1 Claim, 2 Drawing Sheets





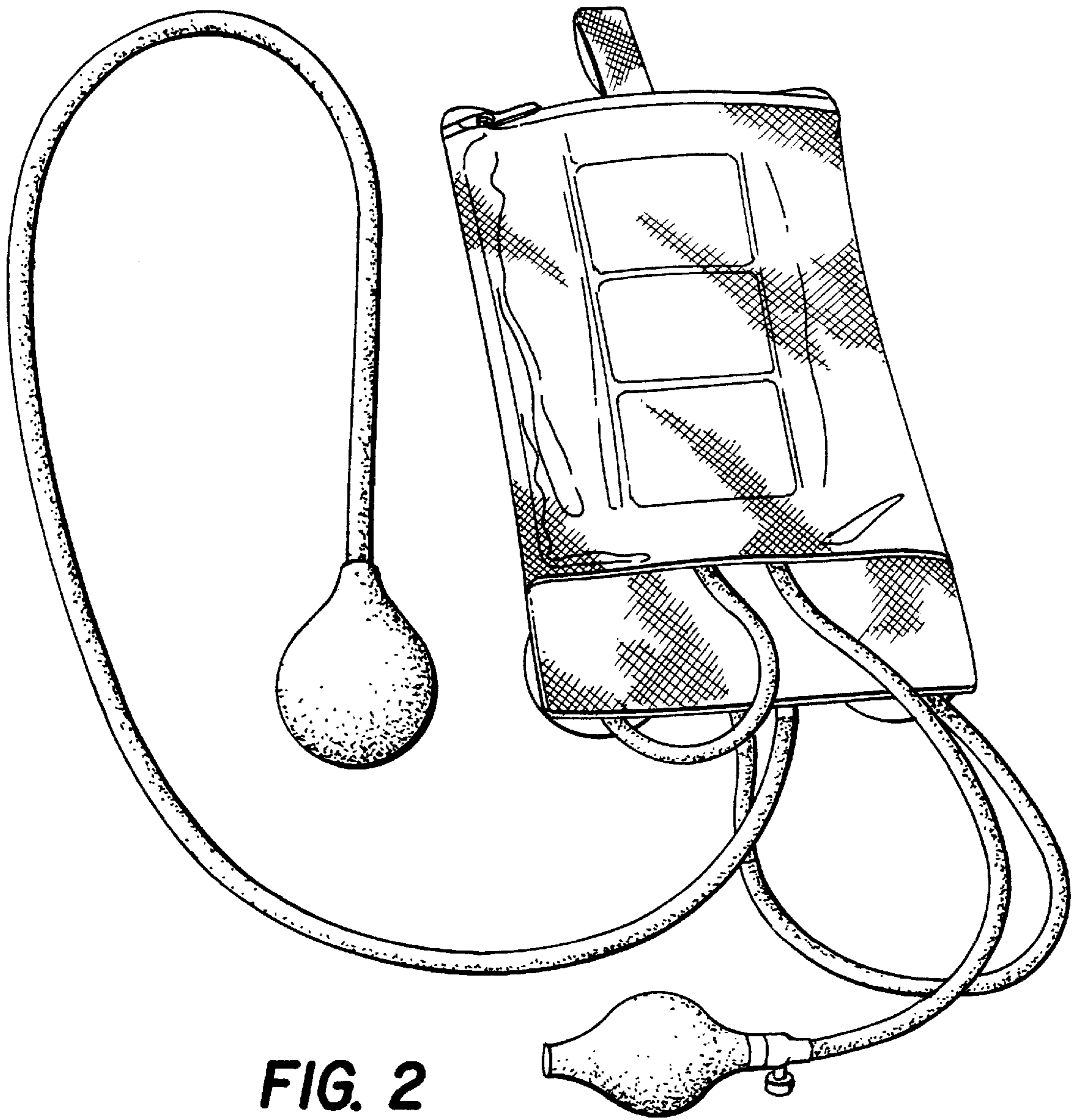


FIG. 2