



US00D464119S

(12) **United States Design Patent**  
**Blomstrom**

(10) **Patent No.:** **US D464,119 S**

(45) **Date of Patent:** **\*\* Oct. 8, 2002**

(54) **HANDLE**

(75) Inventor: **John K. Blomstrom**, Sheboygan, WI (US)

(73) Assignee: **Kohler Co.**, Kohler, WI (US)

(\*\*) Term: **14 Years**

(21) Appl. No.: **29/140,946**

(22) Filed: **Apr. 26, 2001**

(51) **LOC (7) Cl.** ..... **23-01**

(52) **U.S. Cl.** ..... **D23/252**

(58) **Field of Search** ..... D23/238-245,  
D23/249-257; D8/300-310, 350-354; 4/675-678;  
16/110 R-121; 137/801

(56) **References Cited**

**U.S. PATENT DOCUMENTS**

D364,216 S	11/1995	Hill et al.	.....	D23/252
D382,942 S	* 8/1997	Spurgeon et al.	.....	D23/252
D407,144 S	* 3/1999	Formgren	.....	D23/252
D416,985 S	* 11/1999	Green et al.	.....	D23/252
D426,871 S	* 6/2000	Fleischmann	.....	D23/252
D430,651 S	* 9/2000	Fiegl et al.	.....	D23/252

**OTHER PUBLICATIONS**

1999 Kohler catalog ad, p. 2.53, showing "Fairfax" handles.  
Undated Harden catalog ad, p. 1, showing a single lever handle, (best copy available).

Undated Harden catalog ad showing an escutcheon, item #J, (best copy available).

\* cited by examiner

*Primary Examiner*—Louis S. Zarfes

*Assistant Examiner*—Gregory Andoll

(74) *Attorney, Agent, or Firm*—Quarles & Brady LLP

(57) **CLAIM**

The ornamental design for a handle, as shown and described.

**DESCRIPTION**

In a preferred embodiment, the nature of this product is as a plumbing handle and escutcheon which is primarily useful for controlling a rotatable valve stem.

FIG. 1 is a left, top, front perspective view of a handle embodying my new design;

FIG. 2 is a front elevational view thereof, the rear elevational view being a mirror image of the front elevational view shown;

FIG. 3 is a left side elevational view thereof;

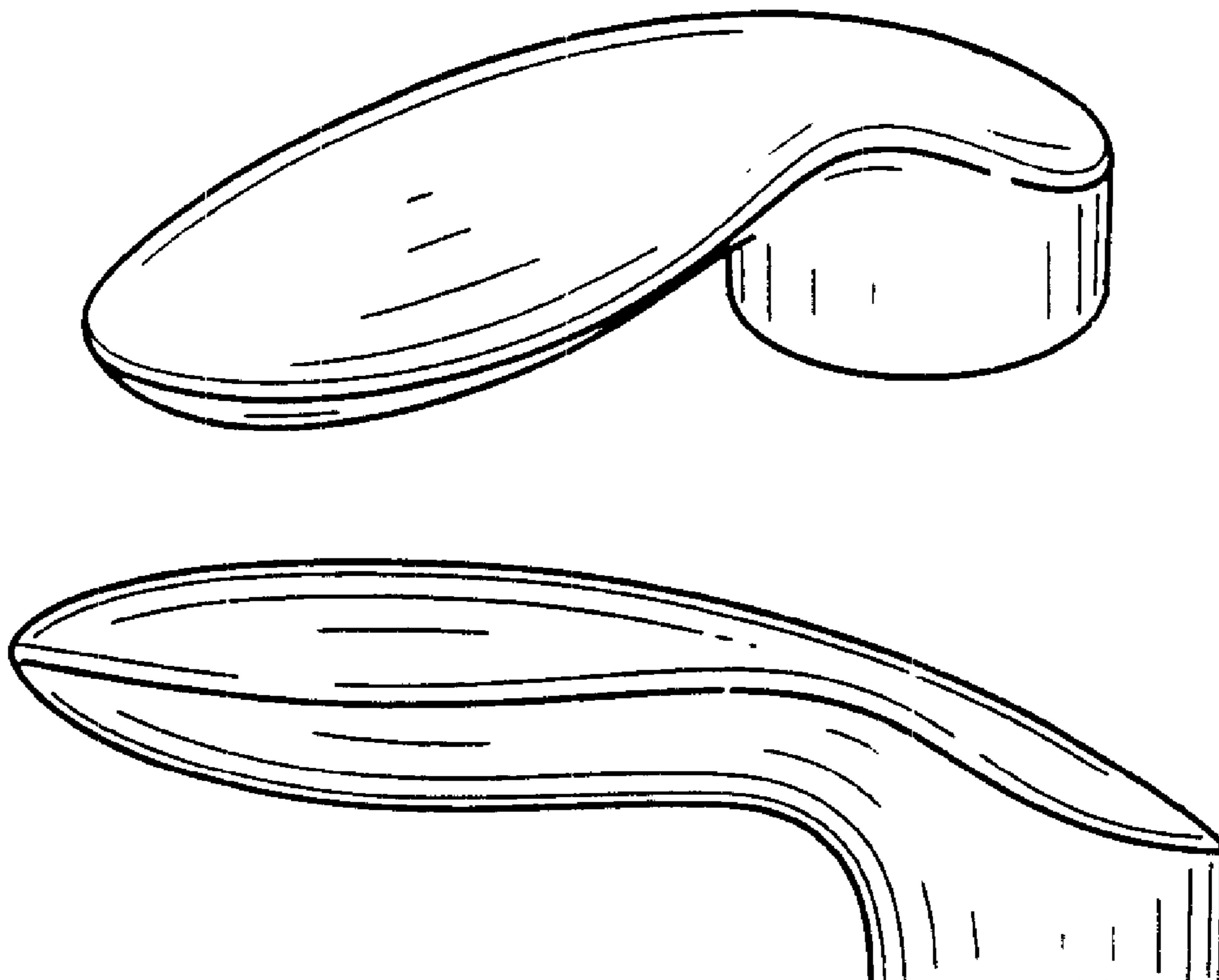
FIG. 4 is a right side elevational view thereof;

FIG. 5 is a top plan view thereof; and,

FIG. 6 is a bottom plan view thereof.

The broken line representation of mounting structure in FIG. 6 is for the purpose of illustration only, and forms no part of the claimed design.

**1 Claim, 1 Drawing Sheet**






FIG. 1



FIG. 2




FIG. 3

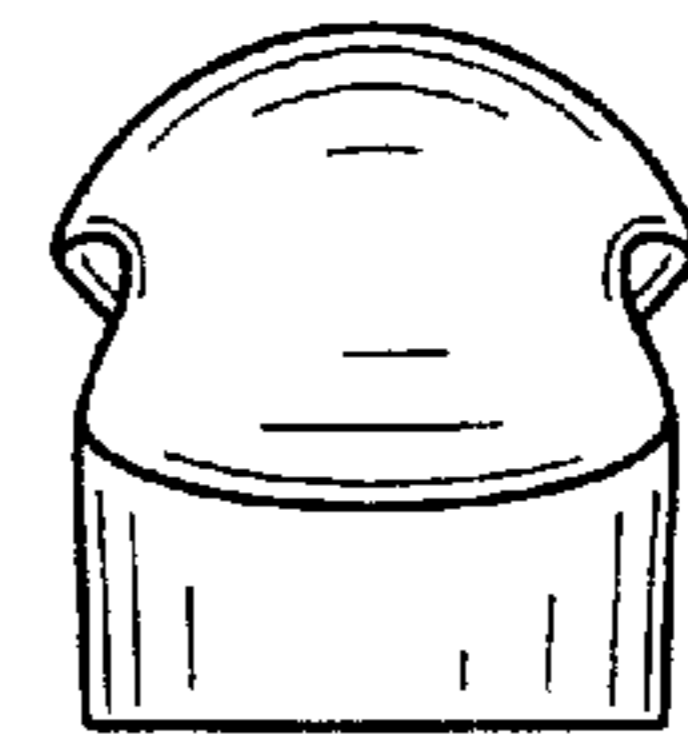


FIG. 4

FIG. 5

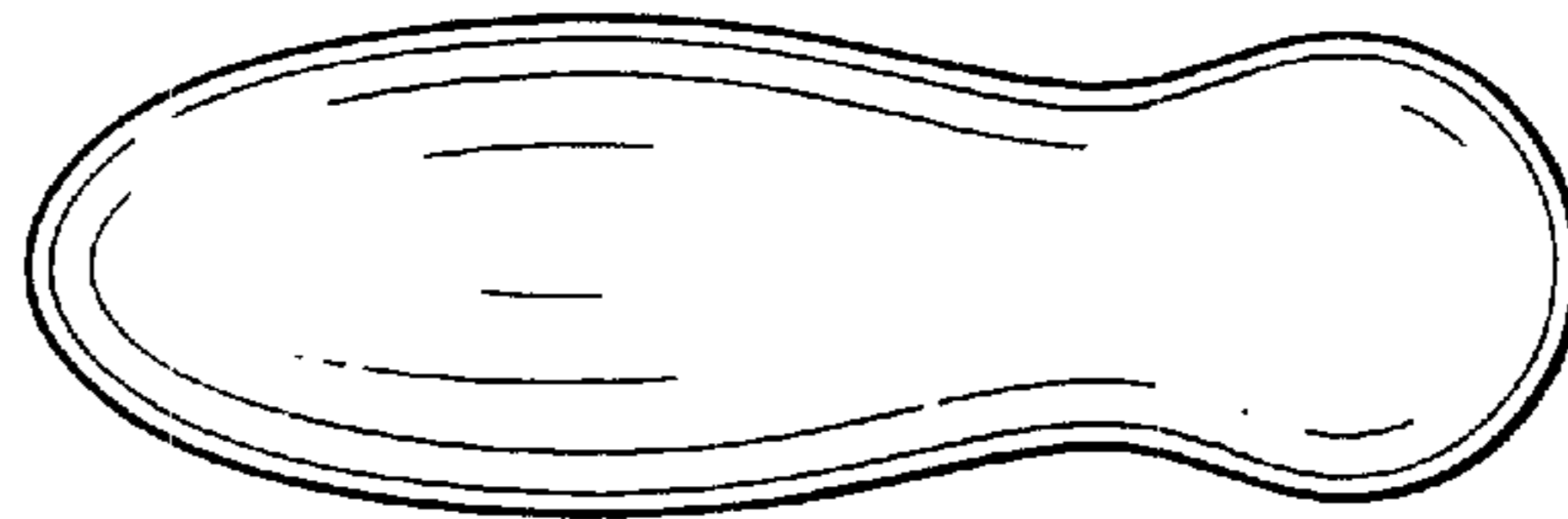


FIG. 6

