



US00D464118S

(12) **United States Design Patent**
Lord

(10) **Patent No.:** **US D464,118 S**

(45) **Date of Patent:** **** Oct. 8, 2002**

(54) **FAUCET BASE**

D440,284 S * 4/2001 Pitsch D23/249

(75) **Inventor:** **Judd A. Lord**, Carmel, IN (US)

* cited by examiner

(73) **Assignee:** **Masco Corporation of Indiana**,
Indianapolis, IN (US)

Primary Examiner—Louis S. Zarfes

Assistant Examiner—Gregory Andoll

(**) **Term:** **14 Years**

(74) *Attorney, Agent, or Firm*—Kwadjo Adusei-Poku;
Lloyd D. Doigan

(21) **Appl. No.:** **29/140,922**

(57) **CLAIM**

(22) **Filed:** **Apr. 25, 2001**

The ornamental design for a faucet base, as shown and described.

(51) **LOC (7) Cl.** **23-01**

DESCRIPTION

(52) **U.S. Cl.** **D23/249**

FIG. 1 is a top front perspective view of a faucet base showing my new design;

(58) **Field of Search** D23/238–257;

FIG. 2 is a top plan view thereof;

4/675–678; 137/801

FIG. 3 is a right side thereof;

(56) **References Cited**

U.S. PATENT DOCUMENTS

D260,677 S * 9/1981 Thevenot D23/249

D374,709 S * 10/1996 Doughty et al. D23/249

D437,031 S * 1/2001 Nguyen D23/238

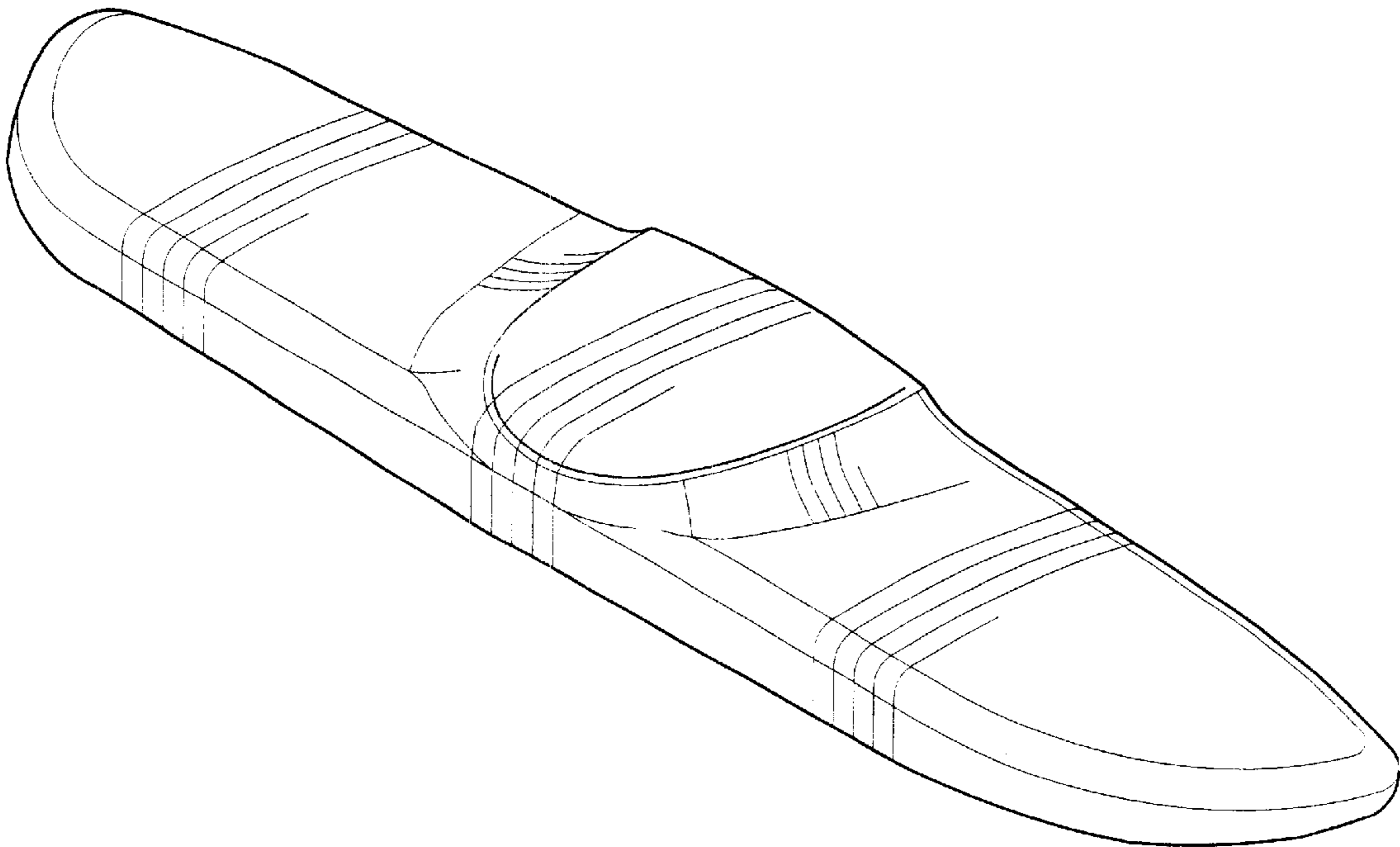
FIG. 4 is a left side view thereof;

FIG. 5 is a front elevational view thereof;

FIG. 6 is a rear elevational view thereof; and,

FIG. 7 is a bottom plan view thereof.

1 Claim, 2 Drawing Sheets



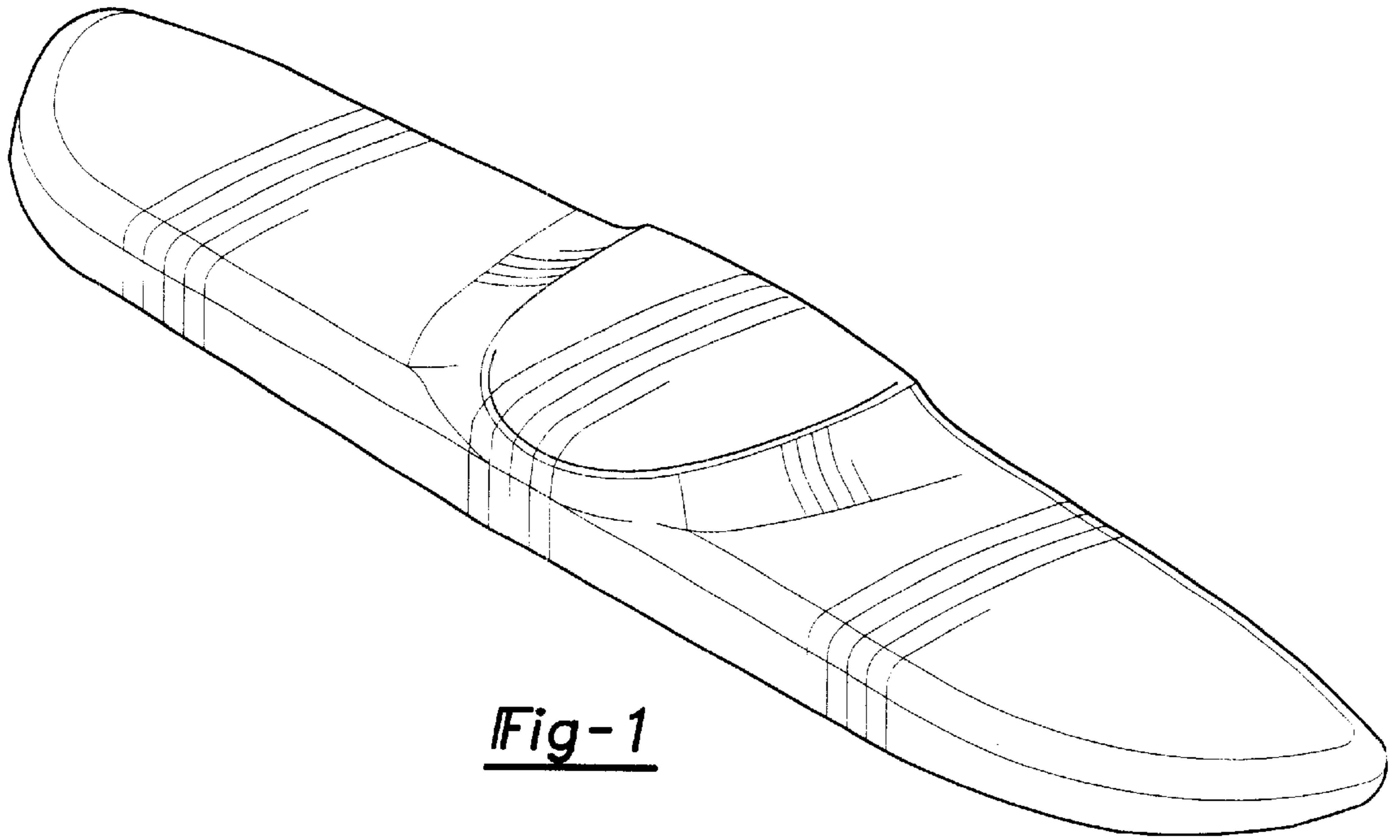


Fig-1

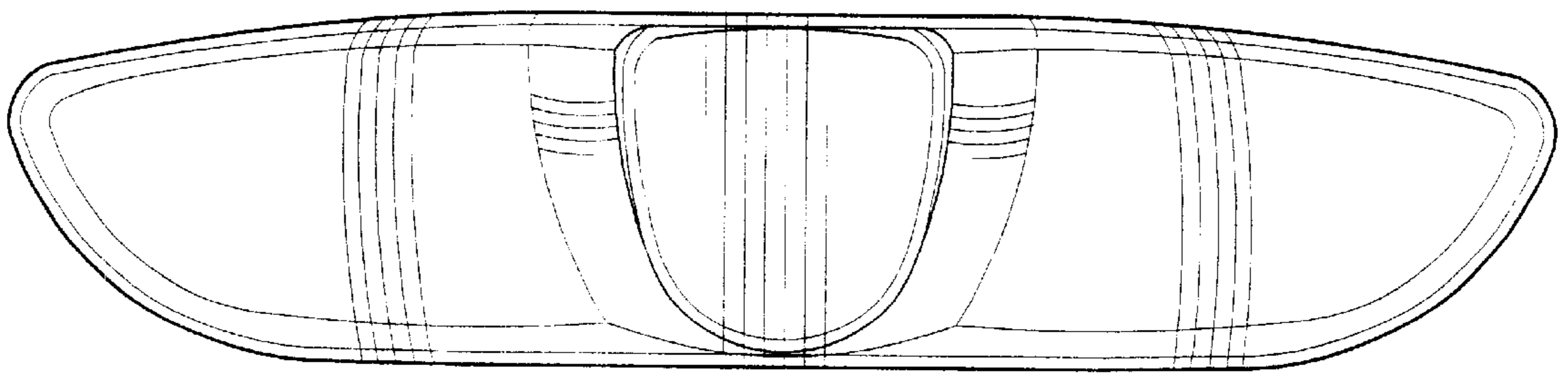


Fig-2

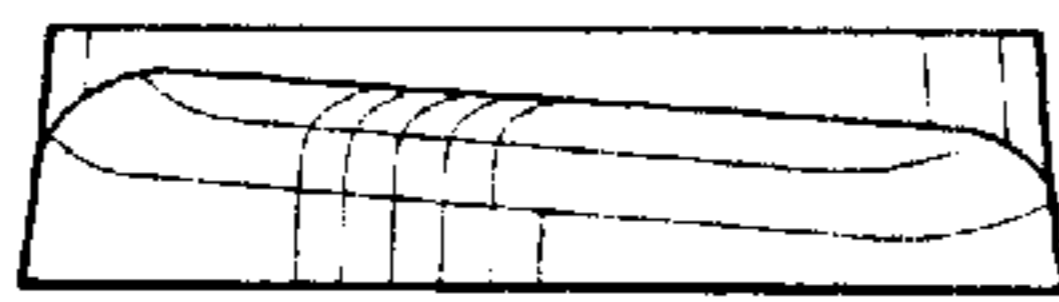


Fig-3

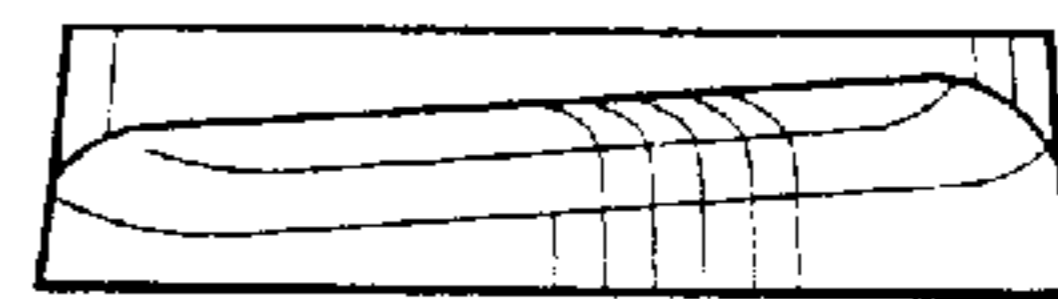


Fig-4

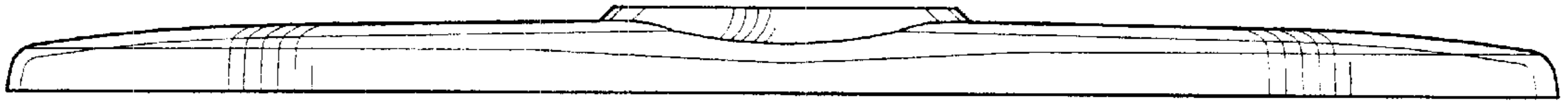


Fig-5



Fig-6




Fig-7