



US00D464023S

(12) **United States Design Patent**
Chang

(10) **Patent No.:** **US D464,023 S**

(45) **Date of Patent:** **** Oct. 8, 2002**

(54) **TIRE**

(75) Inventor: **Ling-Chuan Chang**, Chia-I (TW)

(73) Assignee: **Link Treasure Limited**, Tortola (VG)

(**) Term: **14 Years**

(21) Appl. No.: **29/154,678**

(22) Filed: **Jan. 29, 2002**

(30) **Foreign Application Priority Data**

Aug. 21, 2001 (TW) 090305445

(51) **LOC (7) Cl.** **12-15**

(52) **U.S. Cl.** **D12/569; D12/605**

(58) **Field of Search** D12/534, 535,
D12/537, 551, 552, 559, 564, 565, 586,
587, 594, 600, 601; 152/209.1, 209.11,
209.13, 209.16, 209.28

(56) **References Cited**

U.S. PATENT DOCUMENTS

- D54,306 S * 12/1919 Burrall D12/503
- D75,374 S * 5/1928 Leopold, Jr. D12/569
- D391,202 S * 2/1998 Baus D12/548

OTHER PUBLICATIONS

Metzeler ME99A Perfect Rear Sport/Sport Touring Tire, 2000 Tread Design Guide, Jan. 2000, p. 207. 2/4.*

Avon Gangster Tyre, Bottom Left Illustration, Motorcycle Accessory Warehouse Catalog, Apr. 30, 2001, p. 48.*

* cited by examiner

Primary Examiner—Robert M. Spear

(74) *Attorney, Agent, or Firm*—Birch, Stewart, Kolasch & Birch, LLP

(57) **CLAIM**

The ornamental design for a tire, as shown and described.

DESCRIPTION

FIG. 1 is a perspective view of a tire showing our new design;

FIG. 2 is right side elevational view thereof;

FIG. 3 is a top view thereof;

FIG. 4 is front view thereof;

FIG. 5 is a bottom view thereof;

FIG. 6 is a rear view thereof; and,

FIG. 7 is a left side elevational view thereof.

1 Claim, 7 Drawing Sheets



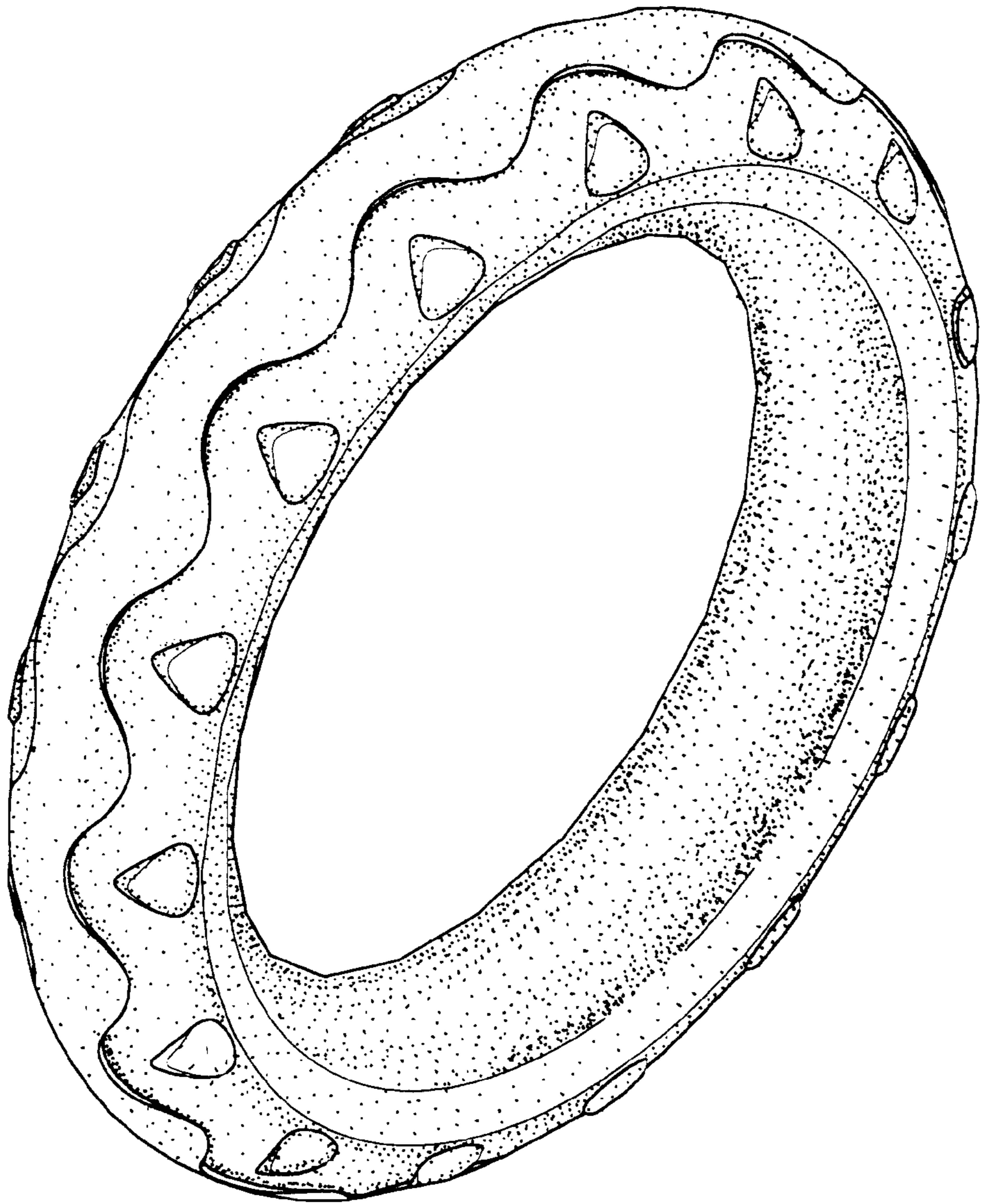


FIG. 1

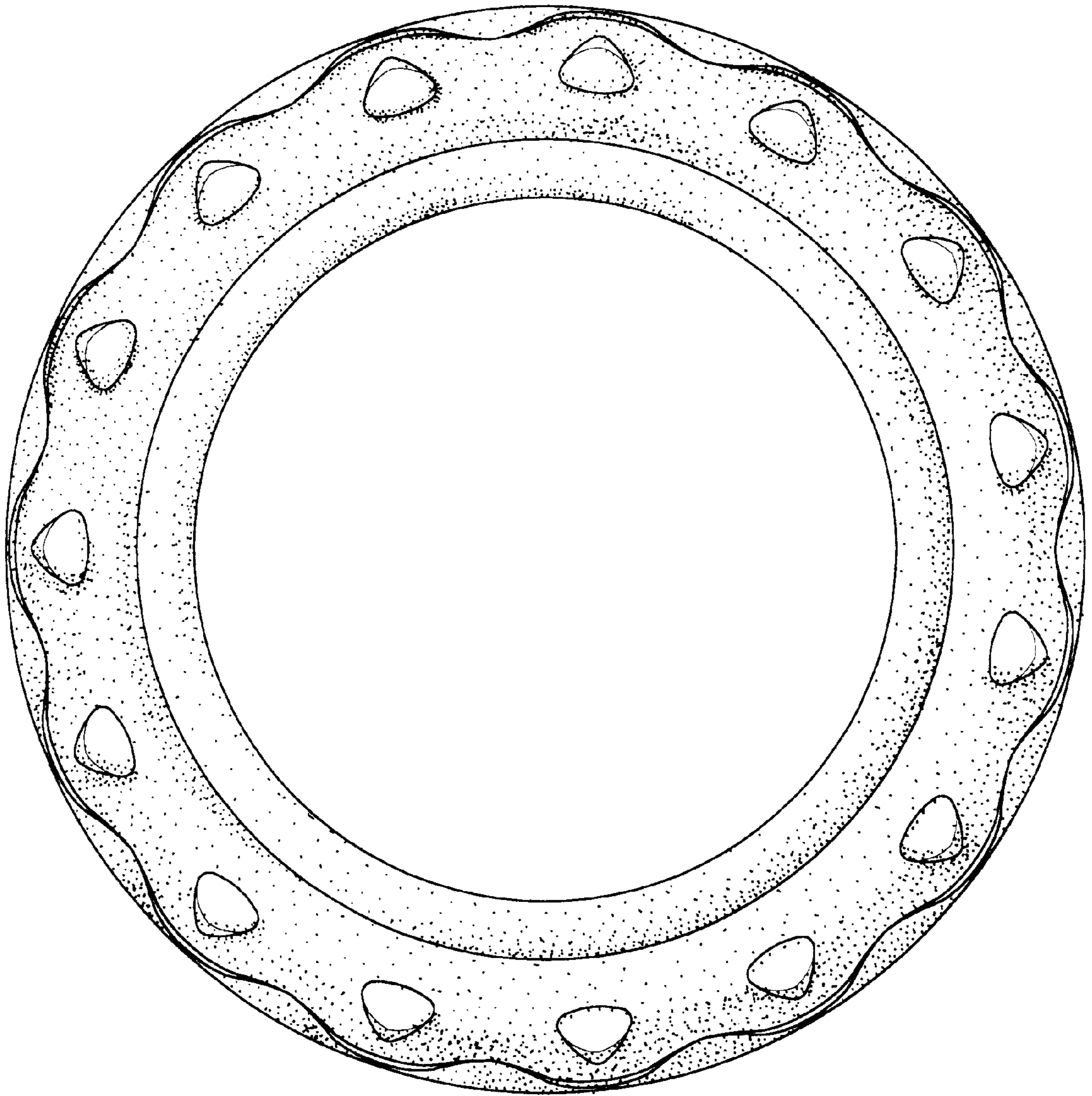


FIG. 2



FIG. 3




FIG. 4

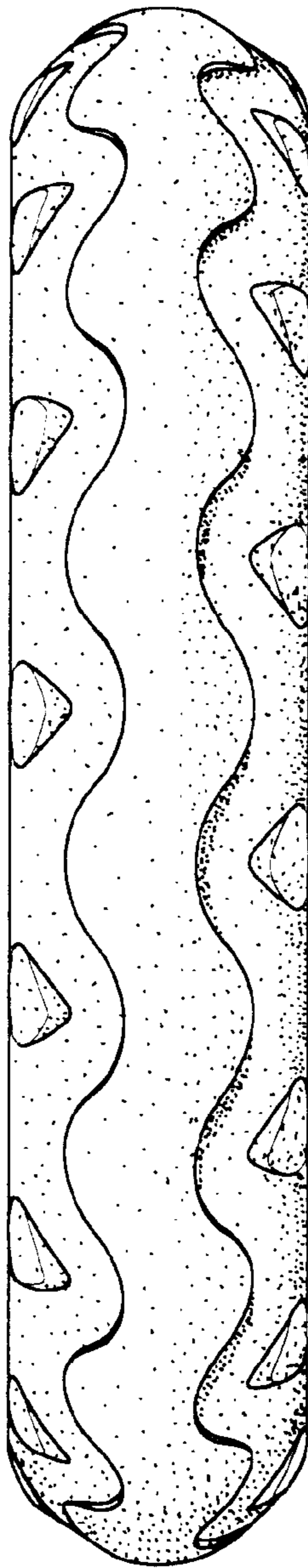


FIG. 5



FIG. 6

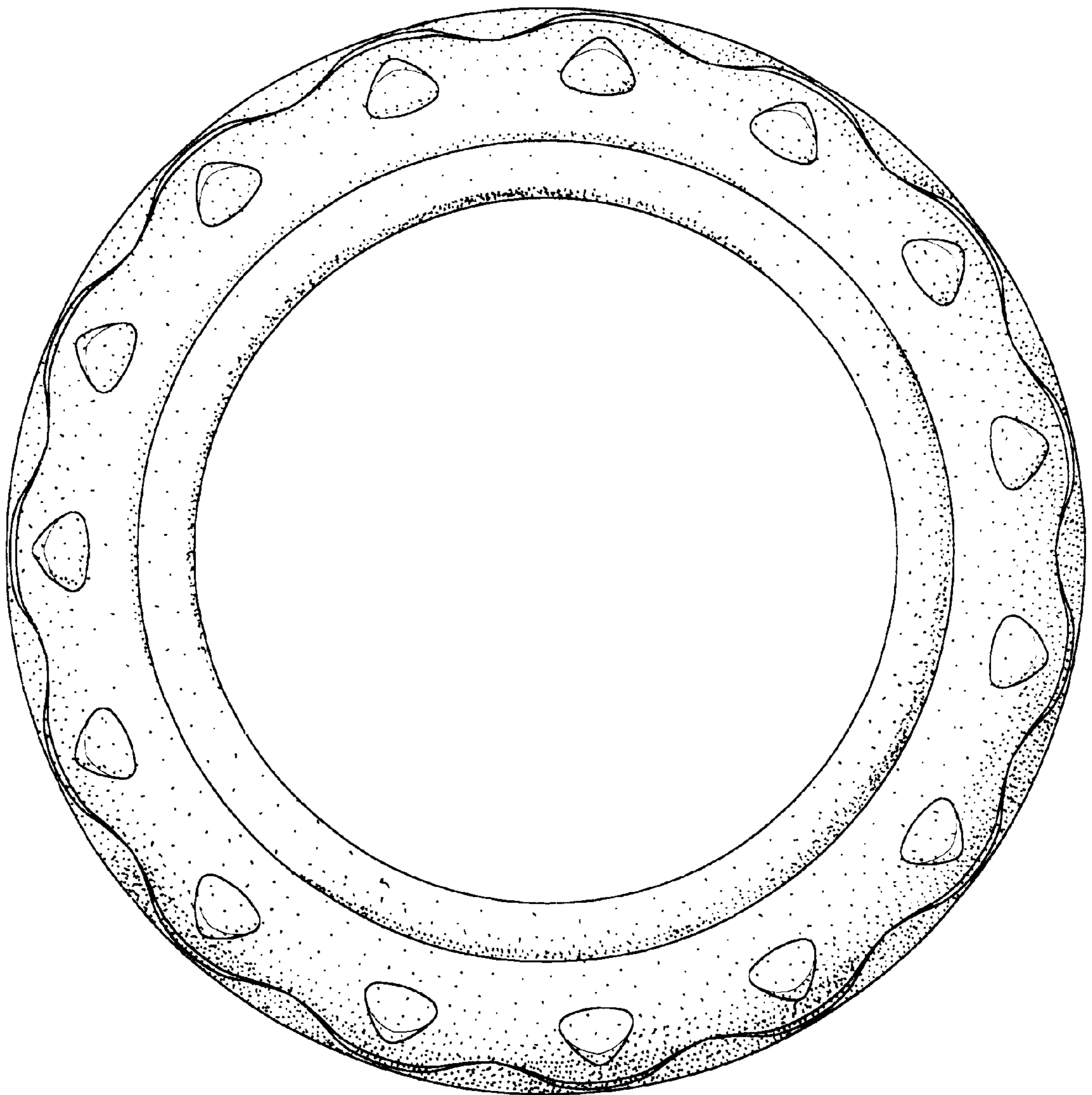


FIG. 7