



US00D464011S

(12) **United States Design Patent**  
**Cicansky**

(10) **Patent No.:** **US D464,011 S**

(45) **Date of Patent:** **\*\* Oct. 8, 2002**

(54) **VEHICLE SCREEN SET**

(75) Inventor: **Joseph Cicansky, Regina (CA)**

(73) Assignee: **Cloud-Rider Designs, Regina (CA)**

(\*\*) Term: **14 Years**

(21) Appl. No.: **29/151,278**

(22) Filed: **Dec. 6, 2001**

(51) **LOC (7) Cl.** ..... **12-16**

(52) **U.S. Cl.** ..... **D12/216**

(58) **Field of Search** ..... **D12/163, 216,**  
**D12/90-92; 180/68.6**

(56) **References Cited**

**U.S. PATENT DOCUMENTS**

D400,842 S	*	11/1998	Davis et al.	.....	D12/216
D402,615 S	*	12/1998	Cicansky	.....	D12/216
D420,968 S	*	2/2000	Cicansky	.....	D12/216
D430,096 S	*	8/2000	Cicansky	.....	D12/216

\* cited by examiner

*Primary Examiner*—Melody N. Brown

(74) *Attorney, Agent, or Firm*—Ryan W. Dupuis; Adrian D. Battison; Michael R. Williams

(57) **CLAIM**

The ornamental design for a vehicle screen set, as shown and described.

**DESCRIPTION**

FIG. 1 is a front elevational view of a vehicle screen set.

**1 Claim, 2 Drawing Sheets**

FIG. 2 is a front elevational view of the upper left screen of FIG. 1, the upper right screen being a mirror image of the upper left screen.

FIG. 3 is a side elevation view of the upper left screen.

FIG. 4 is a top plan view of the upper left screen, the bottom view being substantially a mirror image of the top view shown.

FIG. 5 is a front elevational view of the lower left screen of FIG. 1.

FIG. 6 is a side elevational view of the lower left screen.

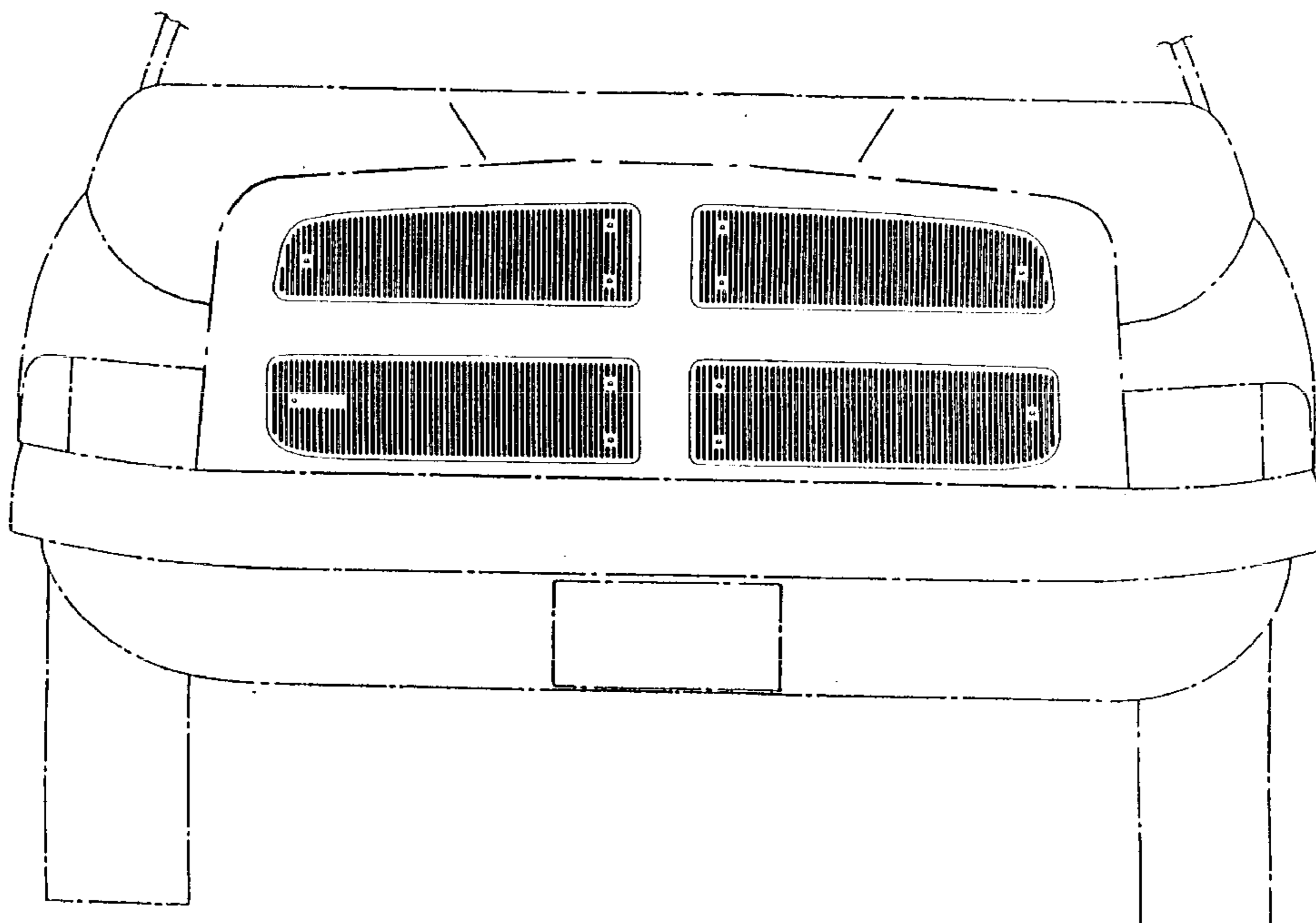
FIG. 7 is a top plan view of the lower left screen, the bottom view being substantially a mirror image of the top view shown.

FIG. 8 is a front elevational view of the lower right screen of FIG. 1.

FIG. 9 is a side elevational view of the lower right screen; and,

FIG. 10 is a top plan view of the lower right screen, the bottom view being substantially a mirror image of the top plan view shown.

The broken lines shown in FIG. 1 are for illustrative purposes only and form no part of the claimed design.



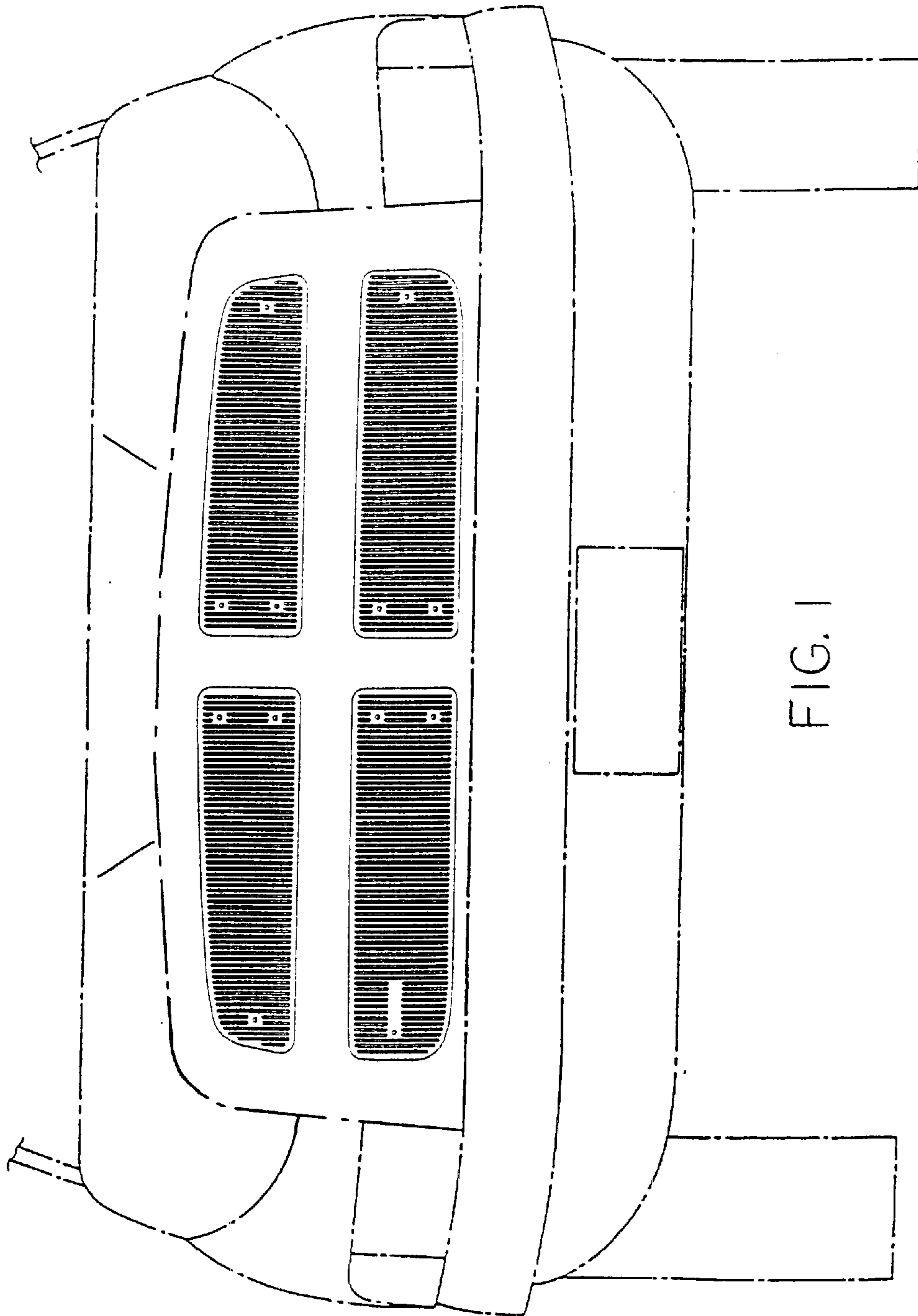


FIG. 1

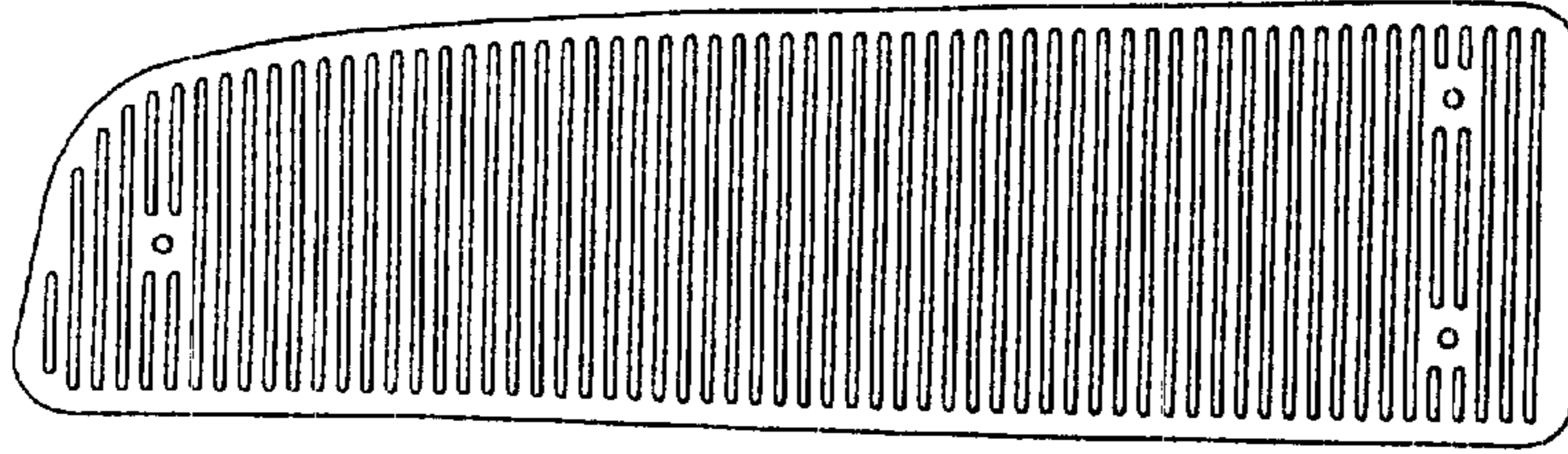


FIG. 2

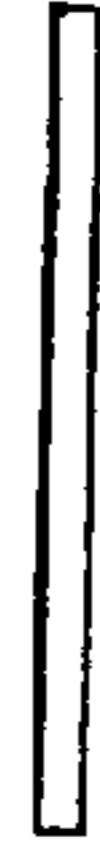


FIG. 3

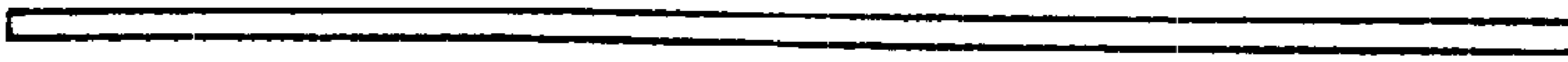


FIG. 4




FIG. 5



FIG. 6

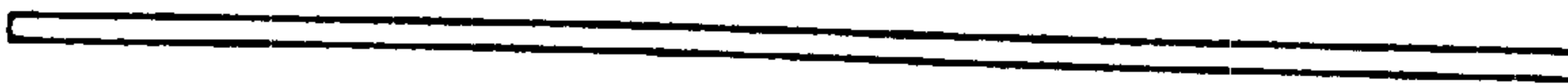


FIG. 7




FIG. 8



FIG. 9




FIG. 10