



US00D464000S

(12) **United States Design Patent** (10) **Patent No.:** **US D464,000 S**
Rondeau et al. (45) **Date of Patent:** **** Oct. 8, 2002**

(54) **ELEMENT OF AN ALL TERRAIN VEHICLE**

(75) Inventors: **Pierre Rondeau**, St-Denis-de-Brompton (CA); **Martin Aubé**, Sherbrooke (CA); **Martin Portelance**, Sherbrooke (CA)

(73) Assignee: **Bombardier Inc**, Valcourt (CA)

(**) Term: **14 Years**

(21) Appl. No.: **29/151,303**

(22) Filed: **Dec. 7, 2001**

Related U.S. Application Data

(62) Division of application No. 29/127,281, filed on Aug. 4, 2000.

(51) **LOC (7) Cl.** **12-11**

(52) **U.S. Cl.** **D12/107; D12/114**

(58) **Field of Search** D12/107, 3, 114, D12/1; 180/225, 229, 233, 311, 312, 315

(56) **References Cited**

U.S. PATENT DOCUMENTS

D405,029 S 2/1999 Deutschman
D415,448 S 10/1999 Deutschman

D424,982 S 5/2000 Deutschman
D440,188 S * 4/2001 Lin D12/107
D441,693 S * 5/2001 Lessard D12/107
D445,363 S * 7/2001 Luh D12/107

* cited by examiner

Primary Examiner—Melody N. Brown

(74) *Attorney, Agent, or Firm*—Pillsbury Winthrop LLP

(57) **CLAIM**

The ornamental design of an element of an all terrain vehicle, as shown and described.

DESCRIPTION


FIG. 1 is a perspective view of a first embodiment of selected elements of the all terrain vehicle of our design;

FIG. 2 is a front view thereof; and,

FIG. 3 is a right side view thereof, the left side view being a mirror image.

Throughout the drawings, certain views are not provided. The omission of a particular view is intended to convey that the element(s) depicted is/are plain and/or unornamented in that omitted view. Where included, broken lines showing environment or structure are for illustrative purposes only and form no part of the claimed design.

1 Claim, 1 Drawing Sheet






FIG. 1




FIG. 2



FIG. 3