



US00D463996S

(12) **United States Design Patent**
Hintz

(10) **Patent No.:** **US D463,996 S**

(45) **Date of Patent:** **** Oct. 8, 2002**

(54) **CHARACTER FIGURE**

(76) Inventor: **Wolfgang Hintz**, Seeblickstrasse 12,
82211 Herrsching (DE)

(**) Term: **14 Years**

(21) Appl. No.: **29/137,451**

(22) Filed: **Feb. 20, 2001**

(30) **Foreign Application Priority Data**

Aug. 21, 2000 (DE) 4 00 08 087

(51) **LOC (7) Cl.** **11-02**

(52) **U.S. Cl.** **D11/160**

(58) **Field of Search** D11/160; D20/31;
D21/621, 643, 659; 446/268, 385, 391,
394; 428/15, 542.2

(56) **References Cited**

U.S. PATENT DOCUMENTS

- D96,616 S * 8/1935 Livingston D11/160
- D146,126 S * 12/1946 Bergman D11/160
- D149,260 S * 4/1948 Danz D11/160
- D212,333 S * 10/1968 Del Porto D11/160
- D215,305 S * 9/1969 Petite D11/160

- D235,503 S * 6/1975 Fry D11/160 X
- D321,541 S * 11/1991 Ayon D11/160 X
- D325,359 S * 4/1992 Ma D11/160
- D436,327 S * 1/2001 Falco D11/160
- D449,014 S * 10/2001 Perse D11/164

* cited by examiner

Primary Examiner—Dominic Simone

(74) *Attorney, Agent, or Firm*—Foley & Lardner


(57) **CLAIM**

I claim the ornamental design for a character figure, substantially as shown and described.

DESCRIPTION

FIG. 1 is a front view of a character figure;
 FIG. 2 is a left side view of the character figure shown in FIG. 1;
 FIG. 3 is a rear view of the character figure shown in FIG. 1;
 FIG. 4 is a right side view of the character figure shown in FIG. 1; and,
 FIG. 5 is a plan view of the character figure shown in FIG. 1.

1 Claim, 5 Drawing Sheets






FIG. 1




FIG. 2




FIG. 3




FIG. 4

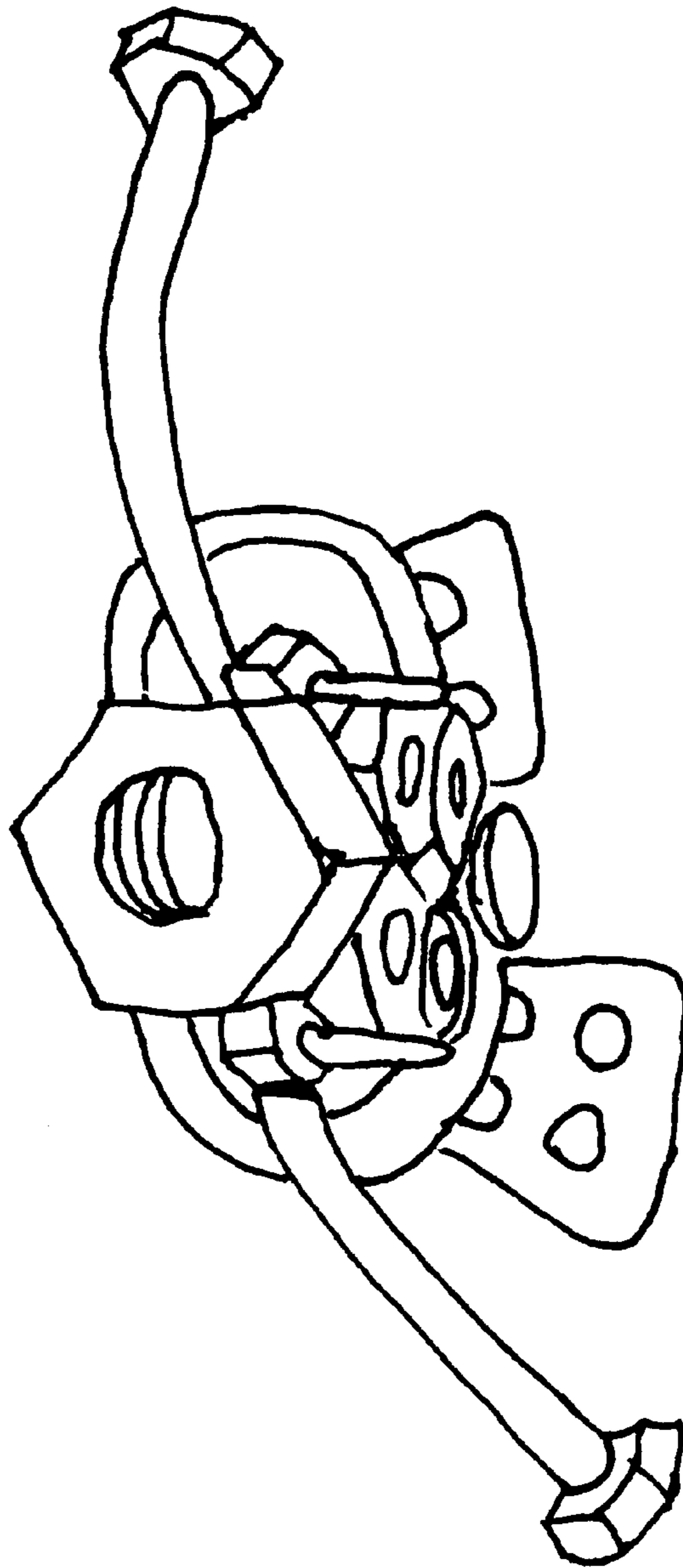


FIG. 5