



US00D463987S

(12) **United States Design Patent**
Wilson

(10) **Patent No.:** **US D463,987 S**

(45) **Date of Patent:** **** Oct. 8, 2002**

(54) **PORTION OF A WATCH**

(75) Inventor: **Scott H. Wilson**, Portland, OR (US)

(73) Assignee: **Nike, Inc.**, Beaverton, OR (US)

(**) Term: **14 Years**

(21) Appl. No.: **29/150,158**

(22) Filed: **Nov. 9, 2001**

(51) **LOC (7) Cl.** **10-02**

(52) **U.S. Cl.** **D10/32; D10/30; D10/39**

(58) **Field of Search** D10/1-39, 122-132;
368/276-277, 28-30, 285, 41-44, 239-242,
281-282, 82-84; 224/168, 164, 178; D11/3-25;
63/1.11, 3, 5, 11

(56) **References Cited**

U.S. PATENT DOCUMENTS

2,184,060 A	12/1939	Singer
2,189,096 A	2/1940	Alonge
D119,638 S	3/1940	Ornstein
2,328,785 A	9/1943	Cozart
2,342,804 A	2/1944	Hiller
2,344,136 A	3/1944	Dressen
2,513,892 A	7/1950	Pile
2,553,089 A	5/1951	Holder
D245,766 S	9/1977	Cruse
4,178,751 A	12/1979	Liautaud
D267,077 S	11/1982	Kabaya
4,627,739 A	12/1986	Shingo et al.
D297,622 S	9/1988	Lee
4,879,702 A	11/1989	Gardner
D325,174 S	4/1992	Bulgari
D337,739 S	7/1993	Robert-Tissot
D340,192 S	10/1993	Robert-Tissot
D340,647 S	10/1993	Robert-Tissot
D356,269 S	3/1995	Milovanovic
D361,282 S	8/1995	Bulgari
D361,524 S	8/1995	Bulgari
D363,893 S	11/1995	Avakian
D365,550 S	12/1995	Houlihan
D366,036 S	1/1996	Houlihan
5,638,342 A	6/1997	Kartsotis et al.

D383,073 S	*	9/1997	Miller	D10/31
D388,333 S		12/1997	Wunderman		
D394,391 S	*	5/1998	Bruce et al.	D10/30
D394,394 S	*	5/1998	Bruce et al.	D10/30
D396,651 S		8/1998	Wunderman		
D397,619 S	*	9/1998	Lee	D10/30
D398,247 S		9/1998	Dumas		
D398,540 S	*	9/1998	Lee	D10/30
5,812,500 A		9/1998	Webb, Jr.		
D400,118 S		10/1998	Itzkowitz		
D404,316 S		1/1999	Azegami et al.		
D404,655 S		1/1999	Azegami		

(List continued on next page.)

OTHER PUBLICATIONS

Commonly assigned co-pending U.S. application No. 09/986,660 filed Nov. 9, 2001.

Primary Examiner—Nelson C. Holtje

(74) *Attorney, Agent, or Firm*—Banner & Witcoff, Ltd.

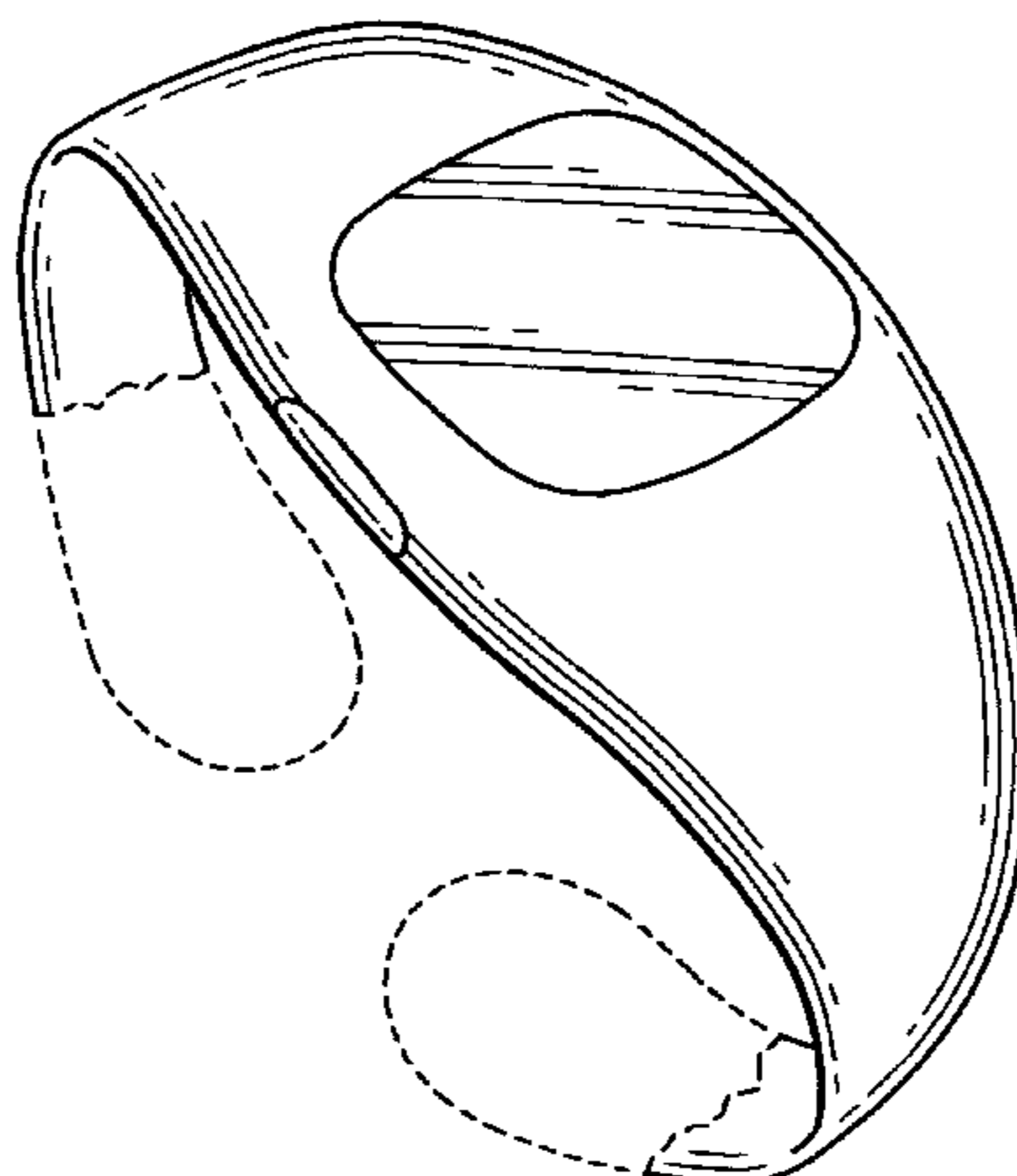
(57) **CLAIM**

The ornamental design for a portion of a watch, as shown and described.

DESCRIPTION

FIG. 1 is a perspective view of a portion of a watch showing my new design;
 FIG. 2 is a top plan view thereof;
 FIG. 3 is a side view of one side thereof, the other side being a mirror image thereof;
 FIG. 4 is an end view thereof, the other end view being a mirror image thereof;
 FIG. 5 is a bottom view thereof;
 FIG. 6 is a perspective view of a second embodiment of a watch showing my new design;
 FIG. 7 is a top plan view of the watch of FIG. 6;
 FIG. 8 is a side view of one side of the watch of FIG. 6, the other side being a mirror image thereof;
 FIG. 9 is an end view of the watch of FIG. 6, the other side being a mirror image thereof; and,
 FIG. 10 is a bottom view of the watch of FIG. 6.
 The broken line showing of the end portions of the watch band is for illustrative purposes only and forms no part of the claimed design.

1 Claim, 4 Drawing Sheets



US D463,987 S

Page 2

U.S. PATENT DOCUMENTS

D407,030 S	*	3/1999	Toyoshima et al.	D10/39	D438,470 S		3/2001	Choi et al.	
D410,581 S	*	6/1999	Tanaka	D10/30	D439,527 S		3/2001	Kennedy	
D413,070 S		8/1999	Charriol		D440,885 S		4/2001	Streltsov	
D415,708 S		10/1999	Yanku		6,216,490 B1		4/2001	Radley-Smith	
D418,442 S		1/2000	Yanku		D441,663 S		5/2001	Streltsov	
D423,946 S	*	5/2000	Jannard et al.	D10/30	D445,041 S	*	7/2001	Tan et al.	D10/32
D429,168 S		8/2000	Jannard et al.		D446,461 S		8/2001	Wunderman	
D430,495 S		9/2000	Wunderman		D447,426 S		9/2001	Jannard et al.	
D432,433 S	*	10/2000	Bruni	D10/30	D447,700 S		9/2001	Glauser	
D433,342 S		11/2000	Fox		D448,682 S		10/2001	Sato	
D434,333 S		11/2000	Riley et al.		D449,997 S		11/2001	Blauner et al.	
D434,674 S		12/2000	Shiraishi		D450,600 S		11/2001	Scarinzi	
D435,461 S		12/2000	So		D451,036 S		11/2001	Zuckerman et al.	
D438,123 S		2/2001	Choi et al.						

* cited by examiner

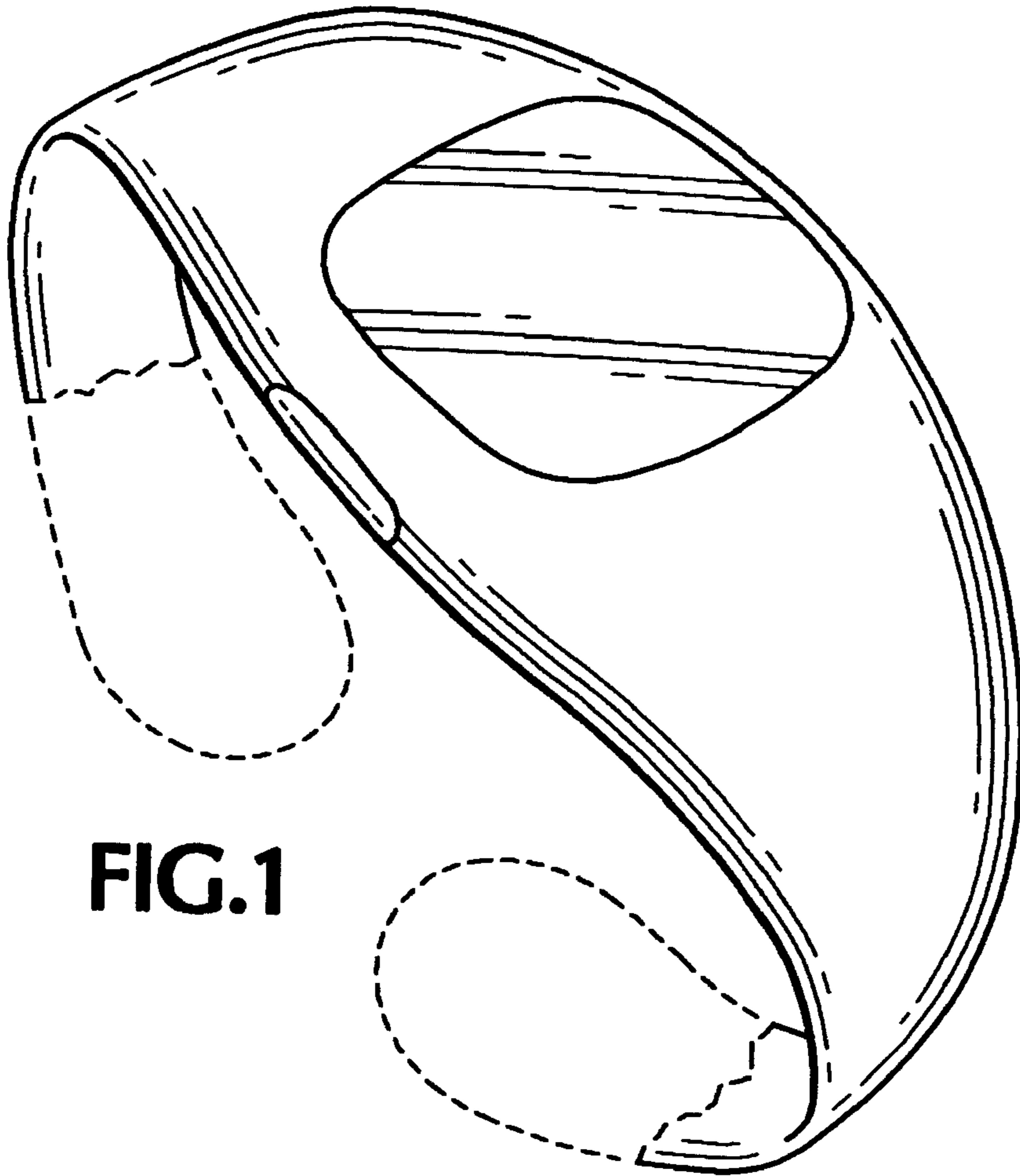


FIG.1

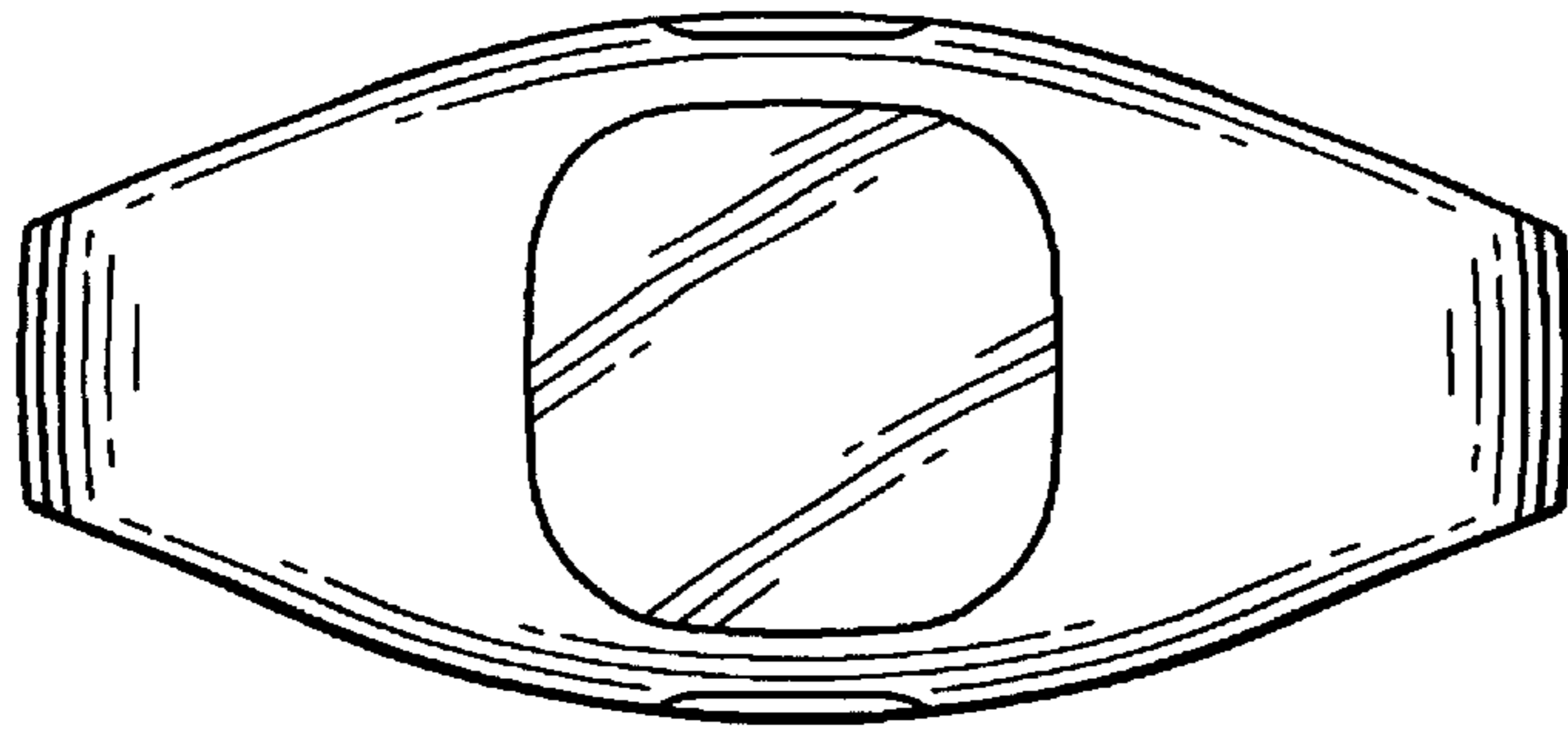


FIG. 2

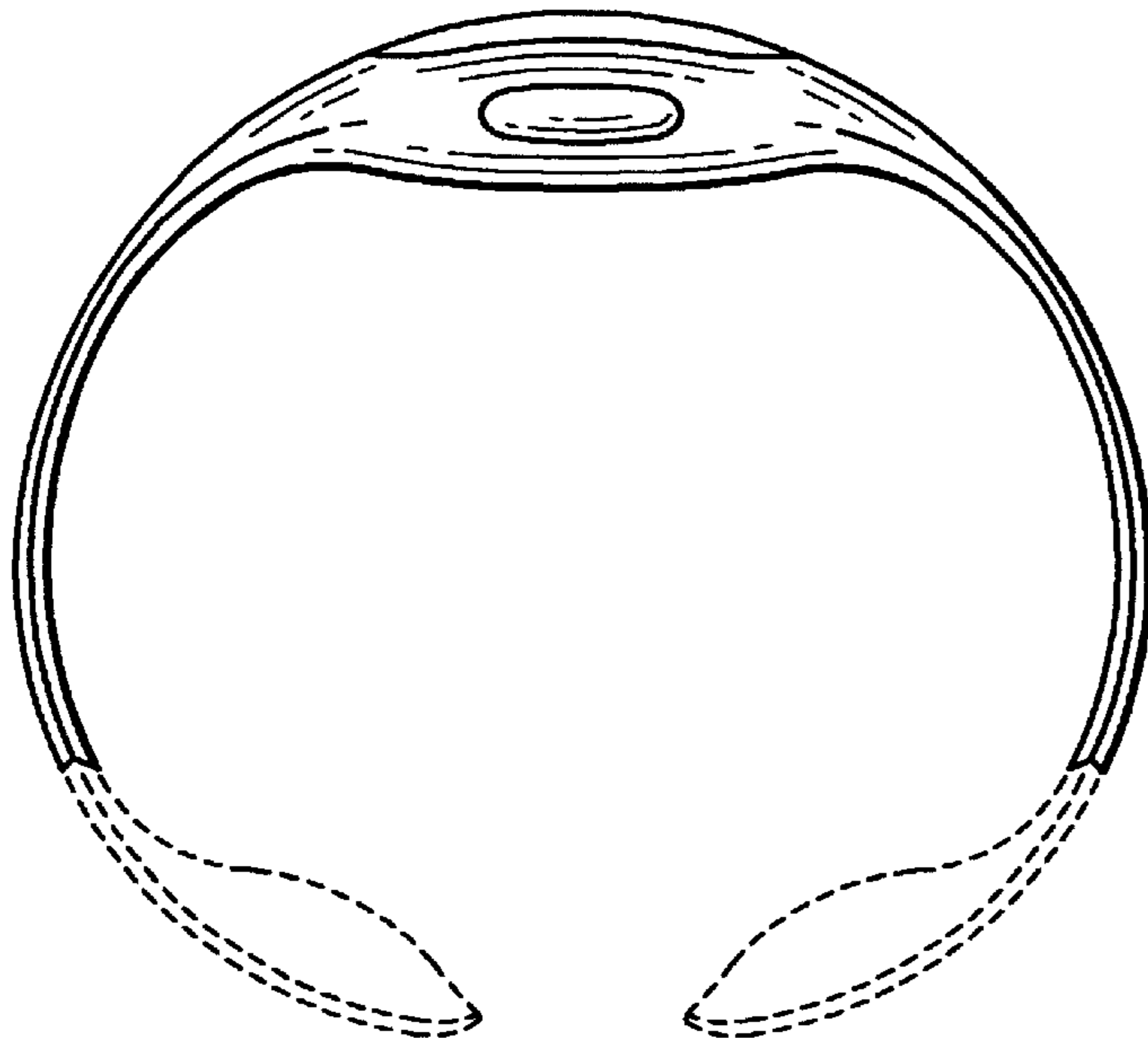


FIG. 3

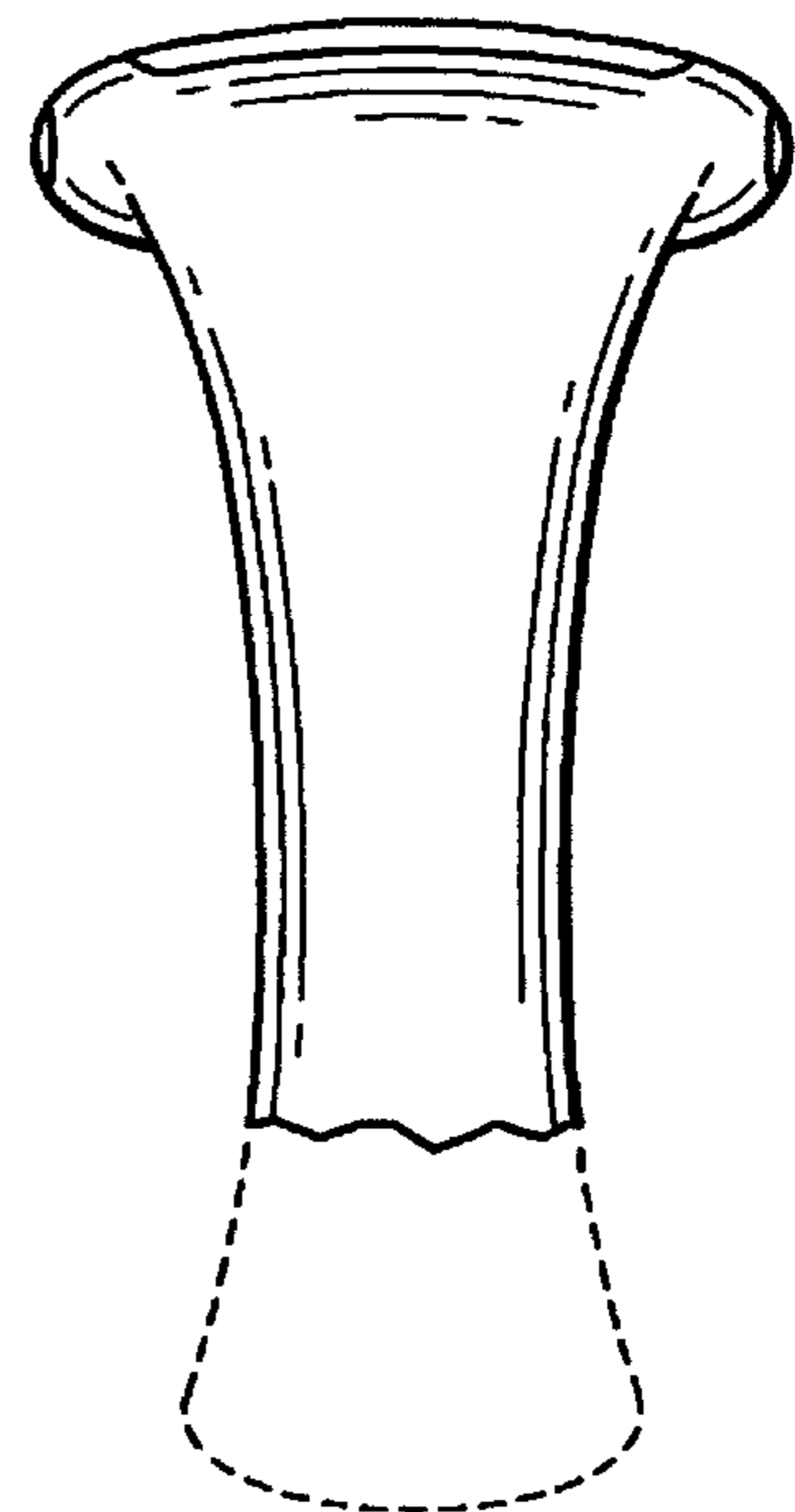


FIG. 4

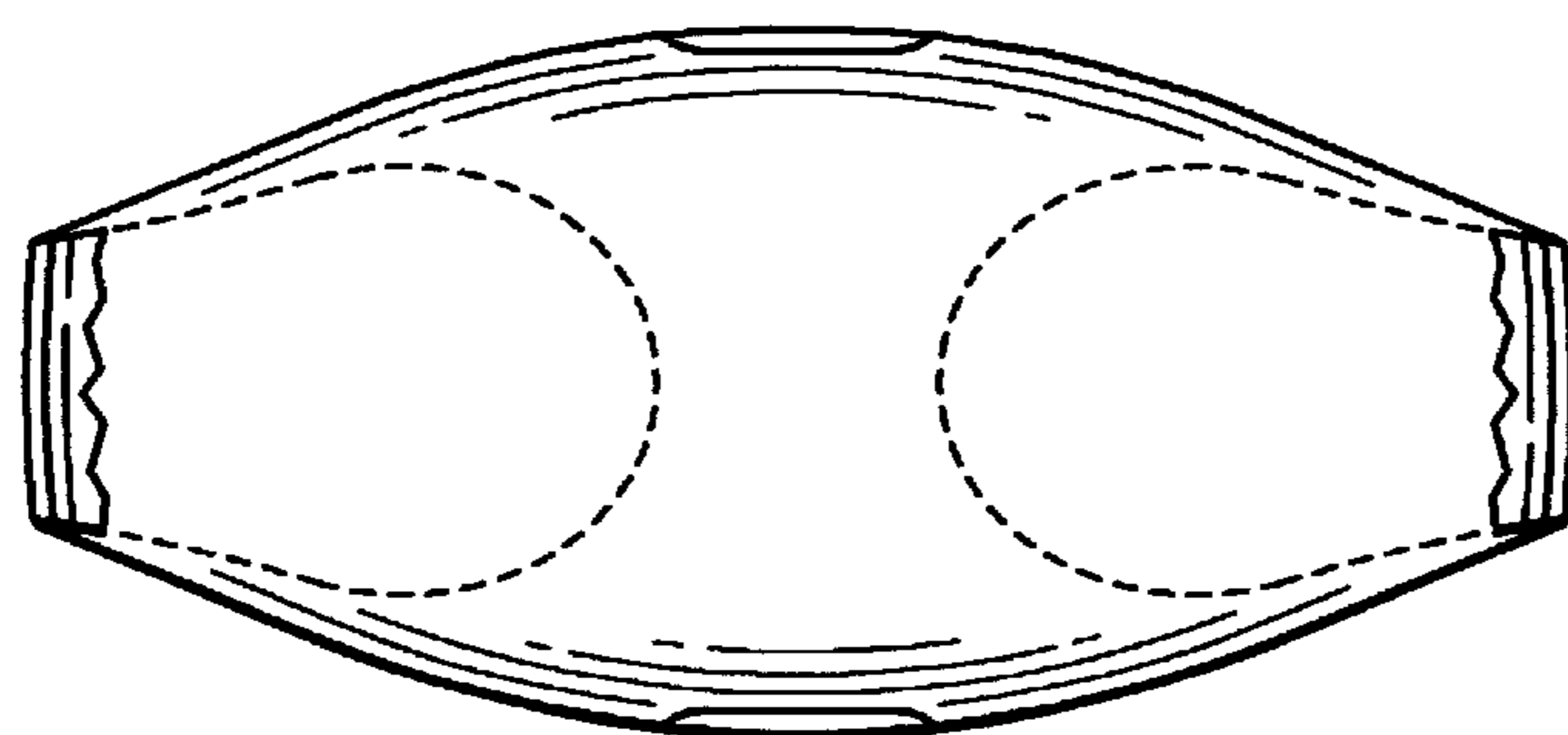


FIG. 5

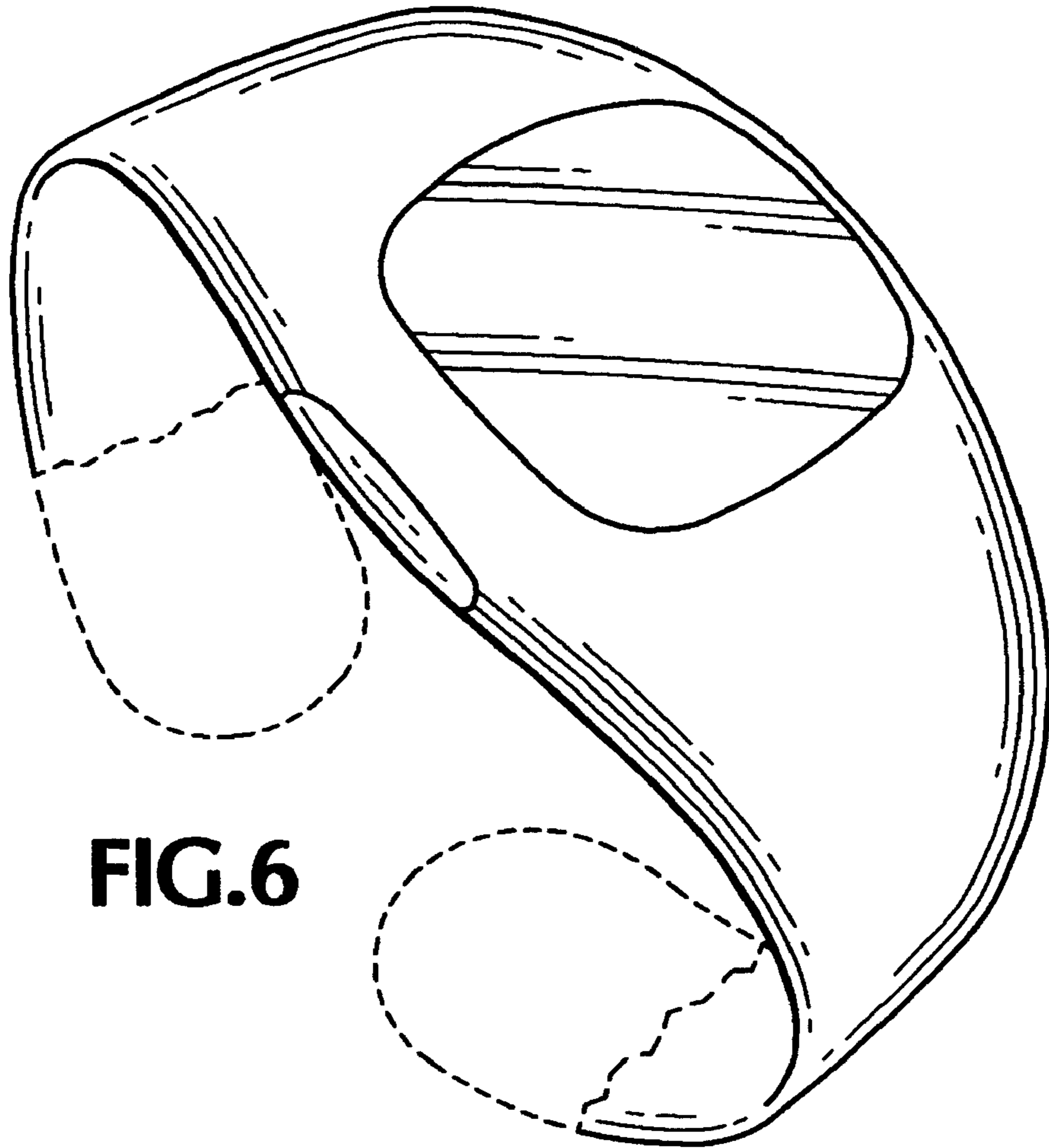


FIG.6

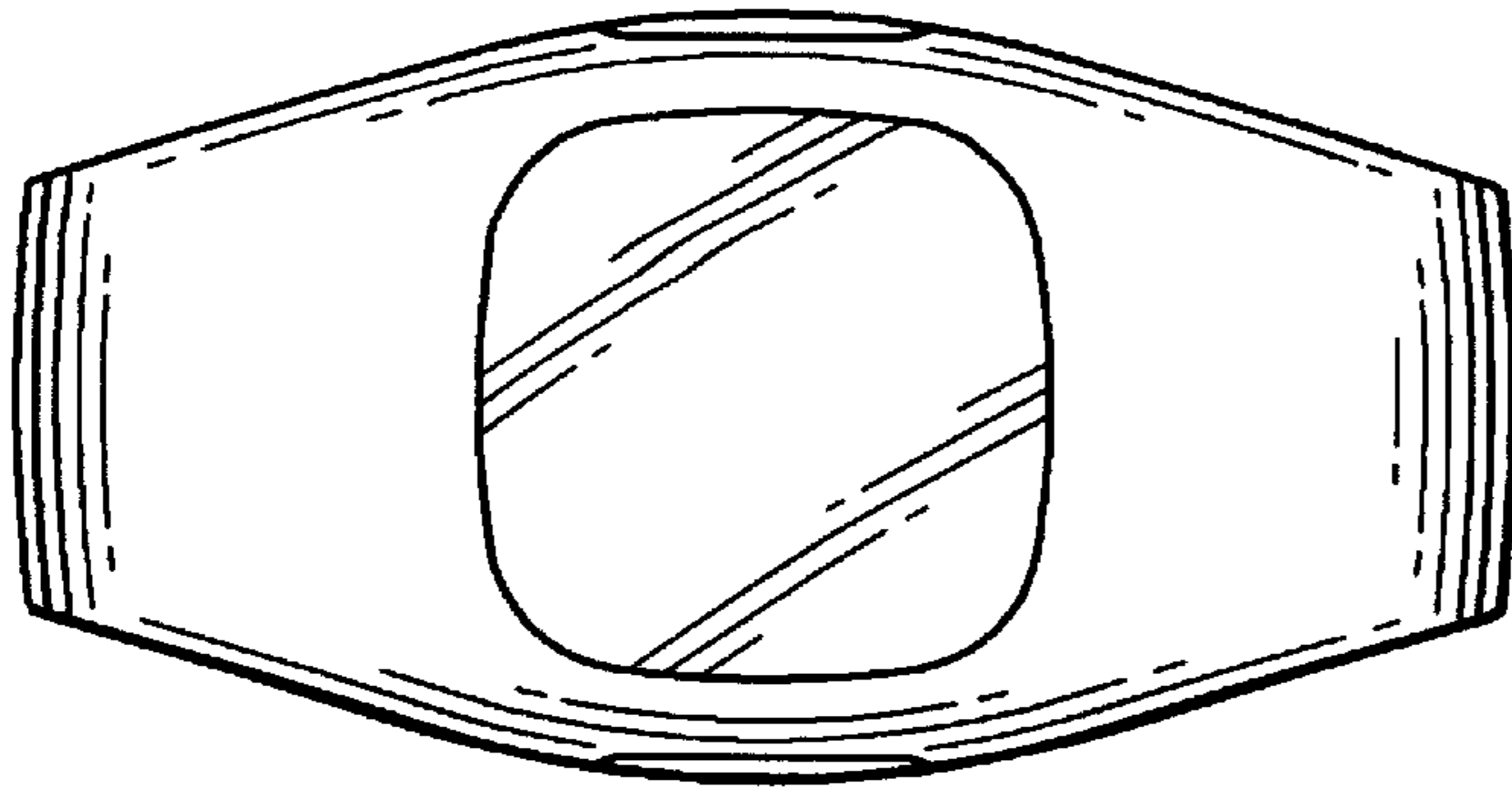


FIG. 7

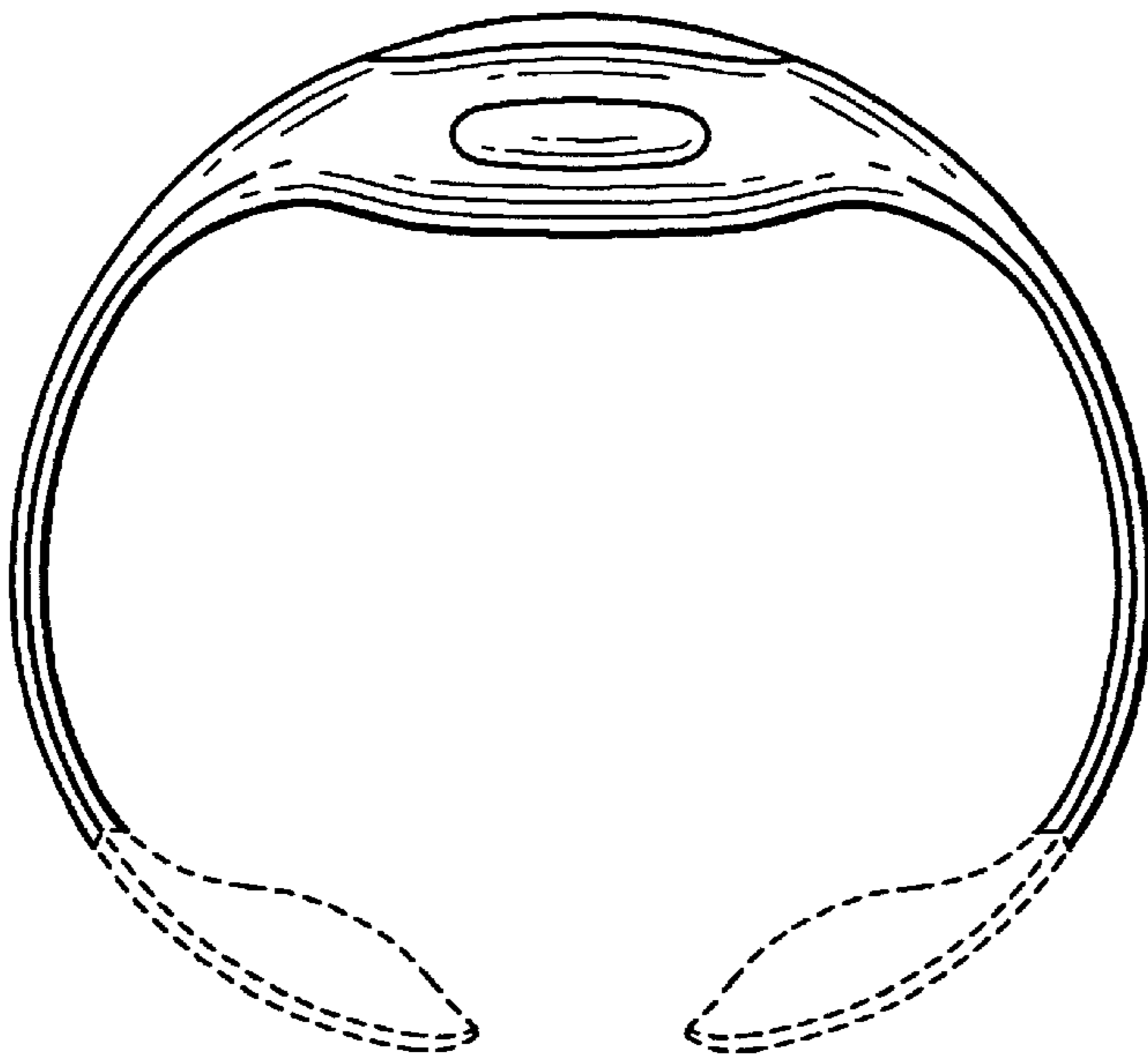


FIG. 8

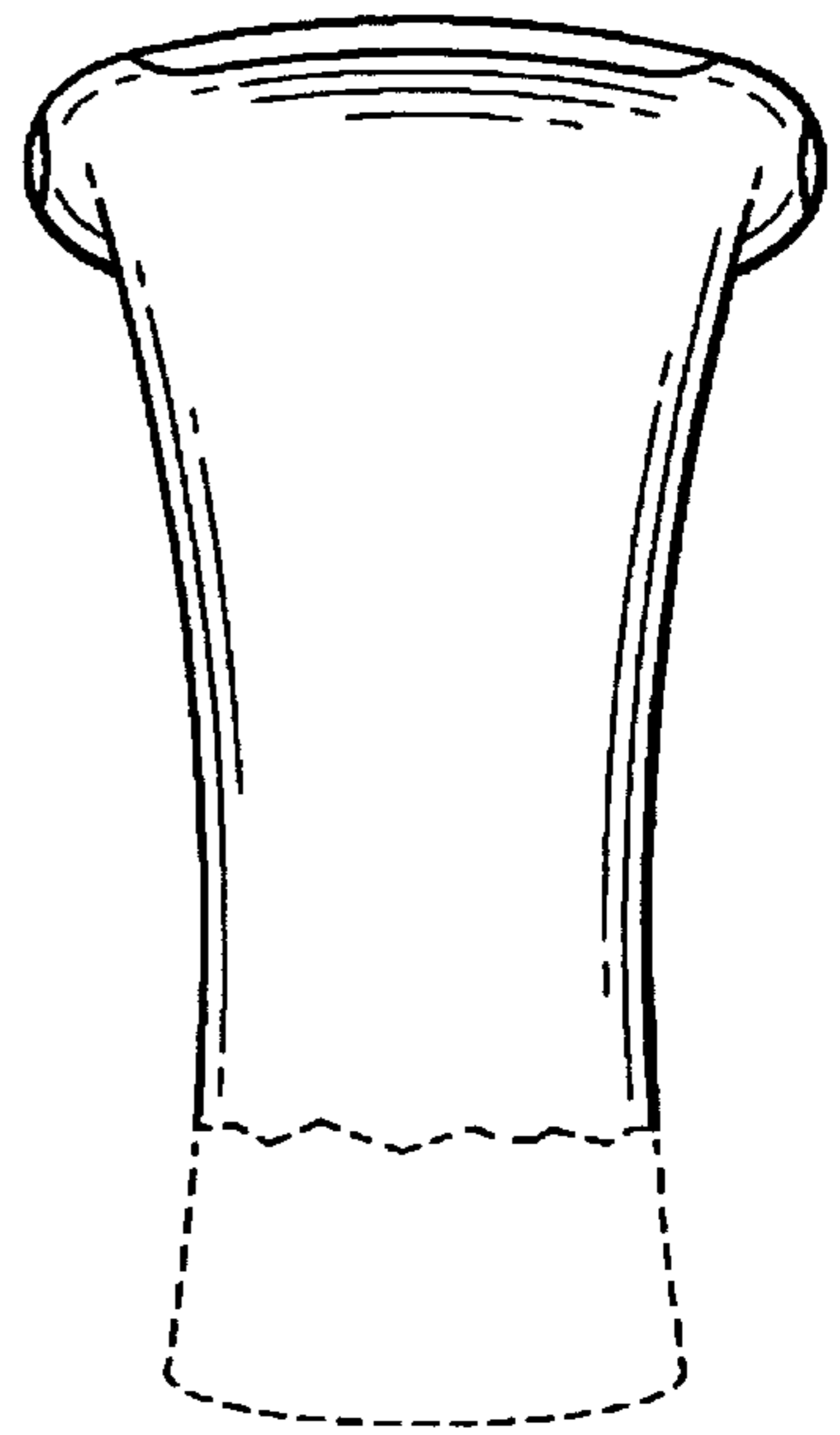


FIG. 9

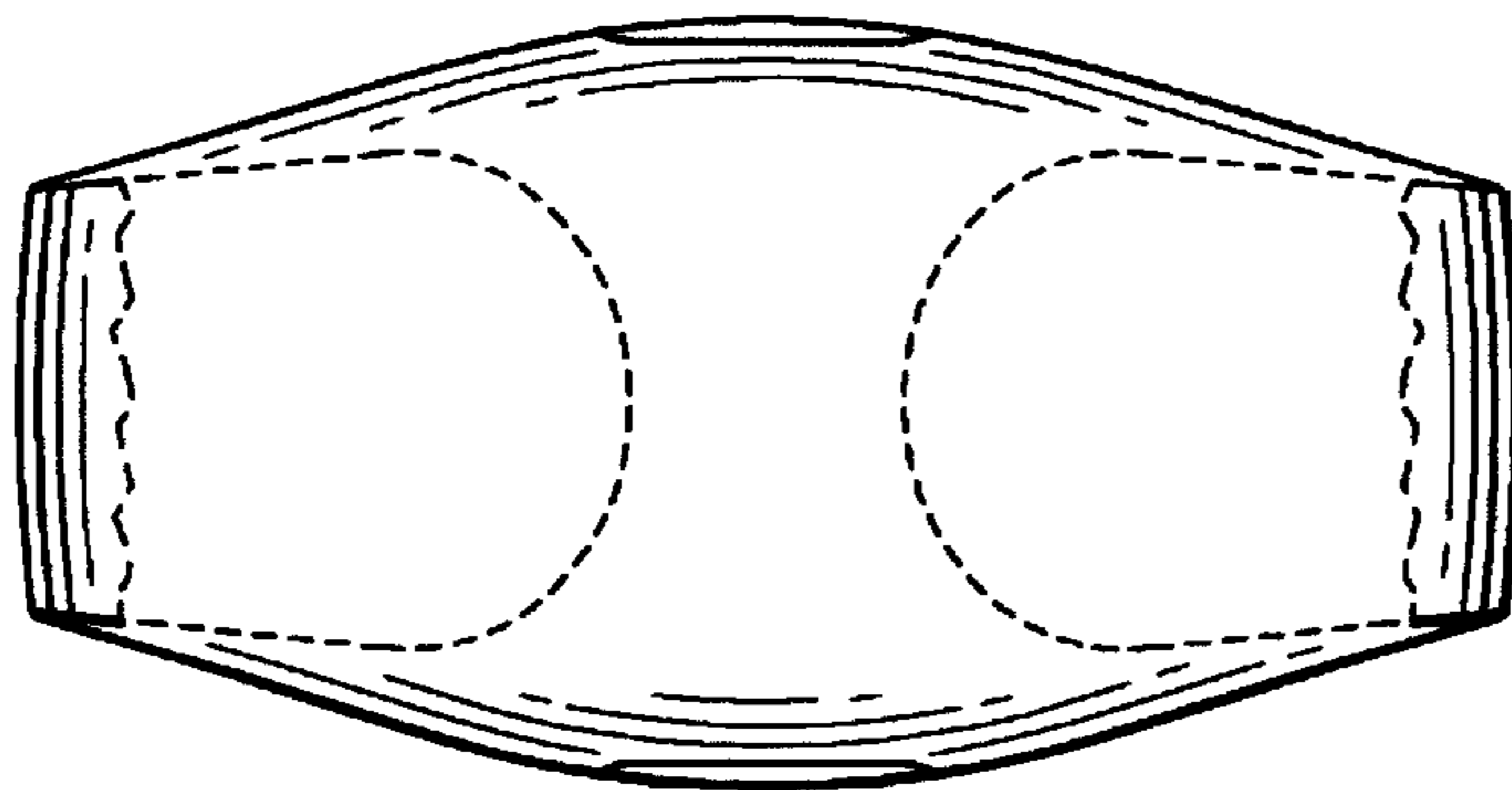


FIG. 10