



US00D463968S

(12) **United States Design Patent**  
**LaPlume et al.**

(10) **Patent No.:** **US D463,968 S**

(45) **Date of Patent:** **\*\* Oct. 8, 2002**

(54) **DEADBOLT**

(75) Inventors: **Zhiqian LaPlume**, Huntington Beach, CA (US); **Anthony J. Carsello**, Chino Hills, CA (US)

(73) Assignee: **Emhart LLC**, Newark, DE (US)

(\*\*) Term: **14 Years**

(21) Appl. No.: **29/136,864**

(22) Filed: **Feb. 8, 2001**

(51) **LOC (7) Cl.** ..... **11-05**

(52) **U.S. Cl.** ..... **D8/352**

(58) **Field of Search** ..... D8/350-353, 330,  
D8/343; 174/66; 16/402; 292/357, 347;  
70/449, 450, 452

(56) **References Cited**

**U.S. PATENT DOCUMENTS**

1,904,210 A \* 4/1933 Eichel, Jr. .... 292/357  
2,538,647 A \* 1/1951 Lickteig ..... 292/357  
D305,863 S \* 2/1990 Gresens et al. .... D8/352

5,026,012 A \* 6/1991 Wang ..... D8/352  
D373,523 S \* 9/1996 Carsello et al. .... D8/352  
D385,956 S 11/1997 Doughty et al.

\* cited by examiner

*Primary Examiner*—B. J. Bullock

(74) *Attorney, Agent, or Firm*—Richard J. Veltman; John D. Del Ponti

(57) **CLAIM**

The ornamental design for a deadbolt, as shown and described.

**DESCRIPTION**

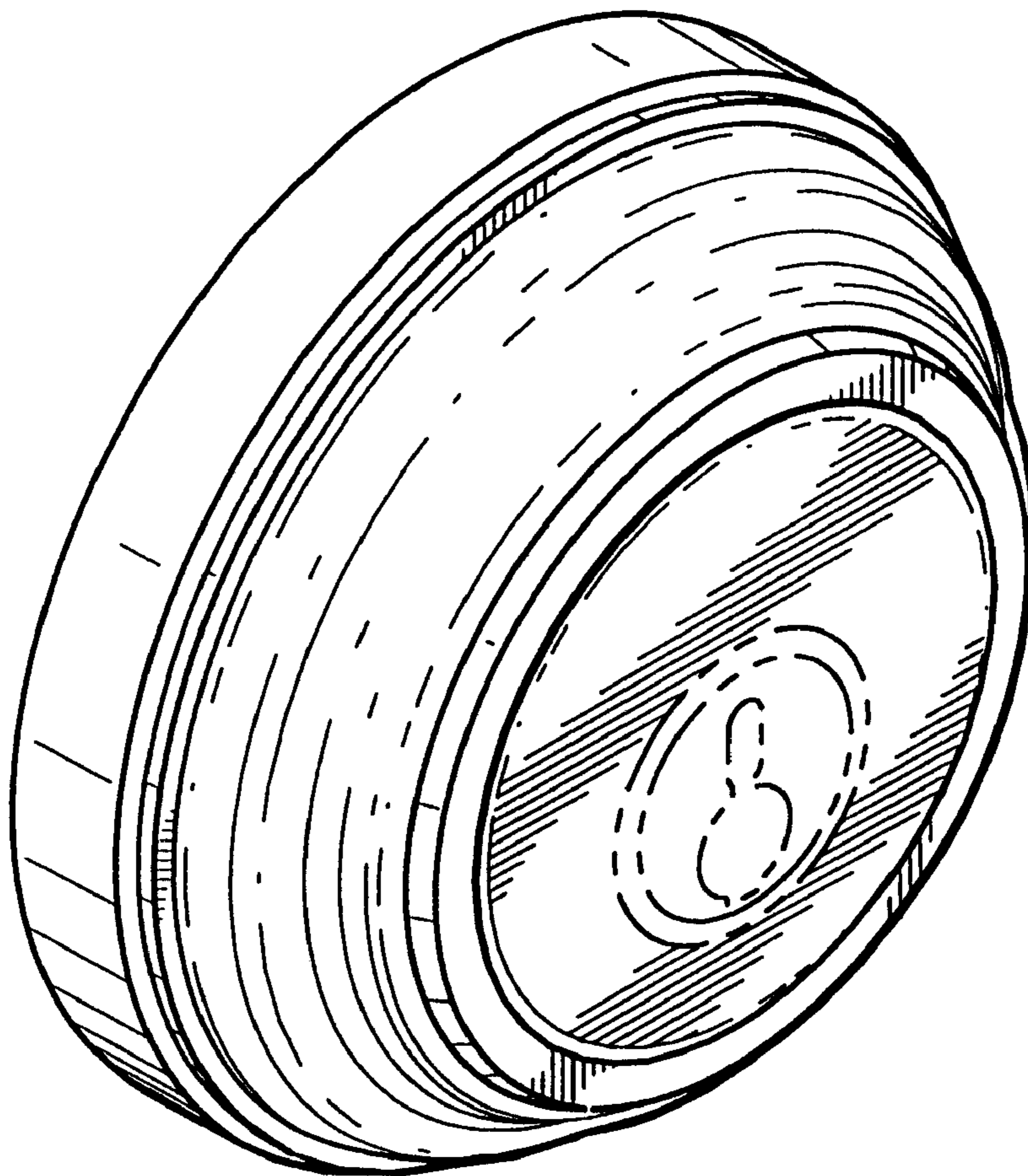
FIG. 1 is a perspective view of the new design for a deadbolt;

FIG. 2 is a front elevational view of the new design for a deadbolt; and,

FIG. 3 is a right side elevational view of the new design for a deadbolt.

The broken lines are for illustrative purposes only and form no part of the claimed design.

**1 Claim, 1 Drawing Sheet**



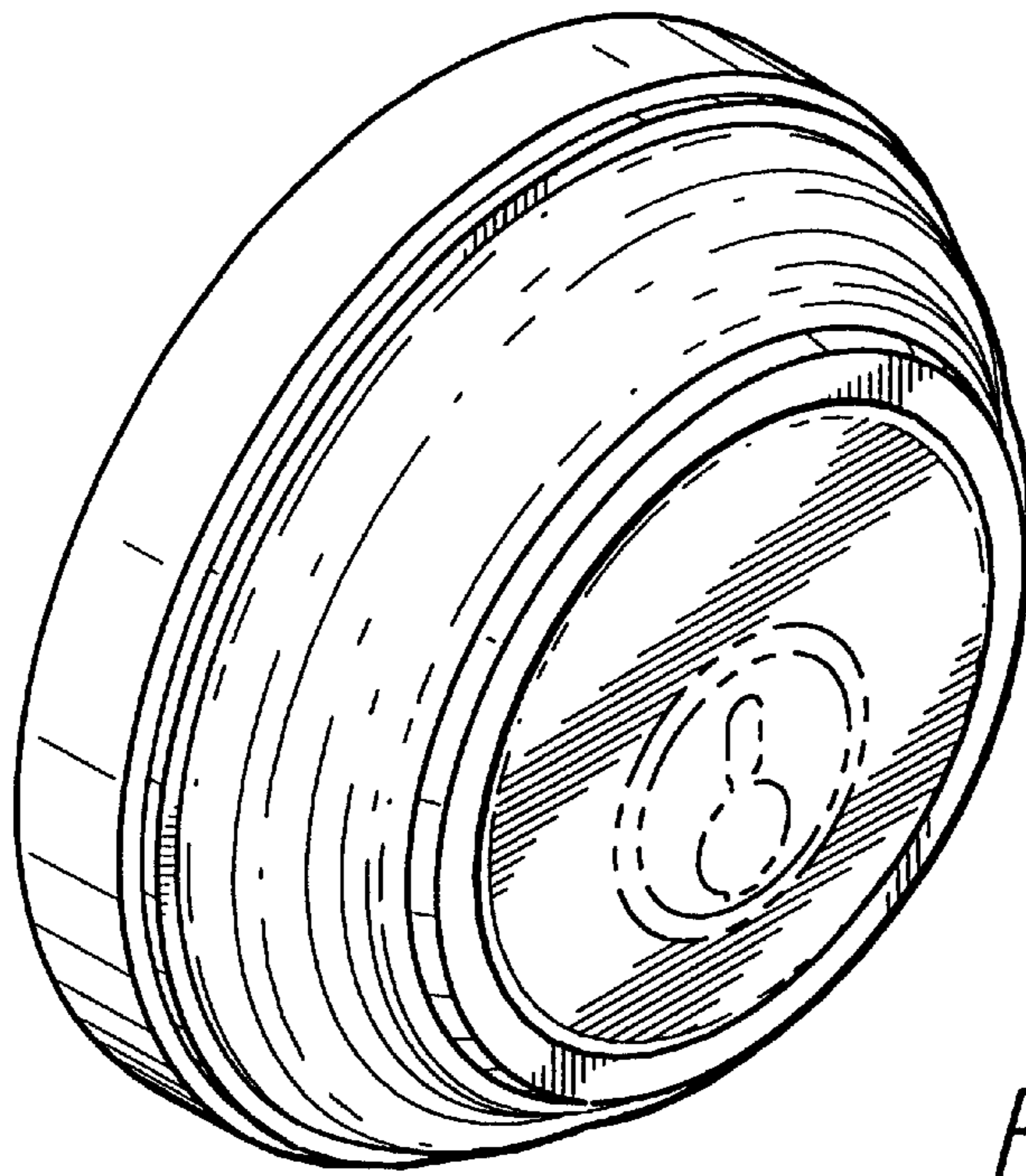


FIG. 1

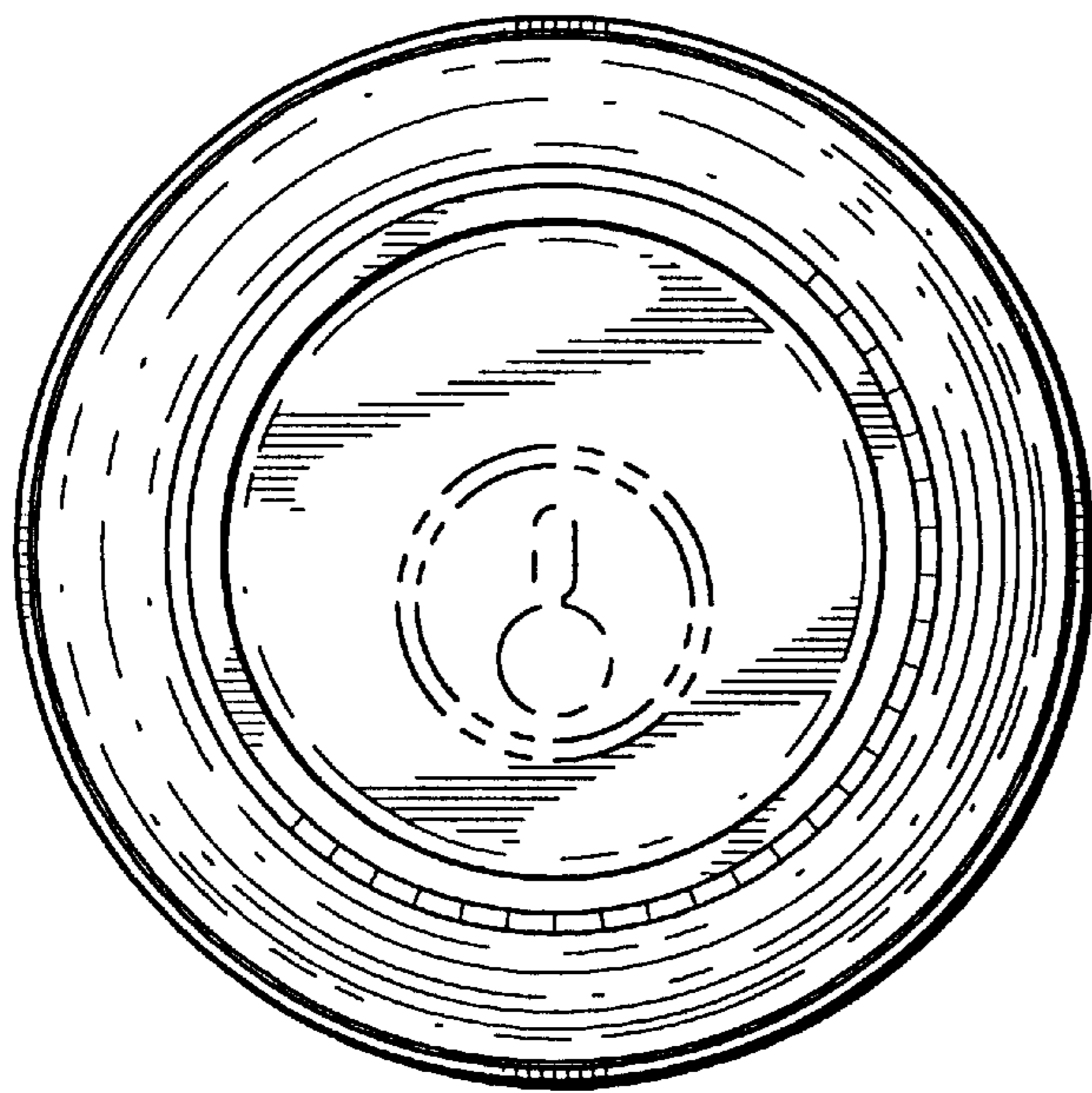


FIG. 2

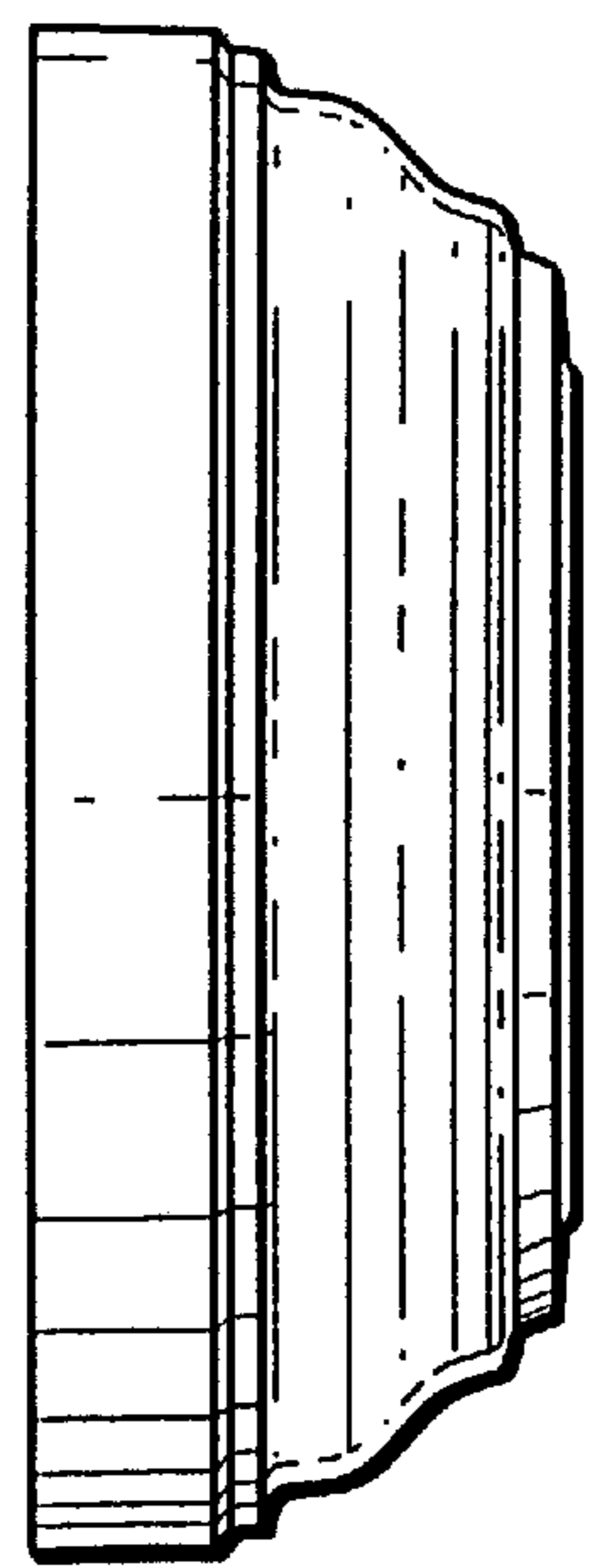


FIG. 3