



US00D463965S

(12) **United States Design Patent**
Lee et al.

(10) **Patent No.:** **US D463,965 S**
(45) **Date of Patent:** **** Oct. 8, 2002**

(54) **GRINDING WHEEL**
(75) Inventors: **Chang Hyun Lee**, Pyongtaek (KR);
Joon Ho Chang, Gunsan (KR)
(73) Assignee: **Ehwa Diamond Ind. Co., Ltd.**,
Kyongki-do (KR)
(**) Term: **14 Years**

4,257,301	*	3/1981	Tuomaala	83/835
4,776,402	*	10/1988	Meikle et al.	451/548
D390,435	*	2/1998	Matsumoto	D15/139
5,782,682	*	7/1998	Han et al.	451/548
D401,822	*	12/1998	Pearlman	D8/70
5,911,620	*	6/1999	Spangenberg et al.	451/540
6,196,911	*	3/2001	Preston et al.	451/548
6,299,522	*	10/2001	Lee	451/540

(21) Appl. No.: **29/142,064**
(22) Filed: **May 17, 2001**
(30) **Foreign Application Priority Data**
Feb. 15, 2001 (KR) 01-3461
(51) **LOC (7) Cl.** **08-05**
(52) **U.S. Cl.** **D8/70; D15/126**
(58) **Field of Search** D8/20, 61, 62,
D8/63, 70; D15/126, 138, 139; 30/347,
355, 388, 389, 390; 51/296; 81/180.1; 83/663,
676, 835; 125/15, 18; 451/259, 359, 420,
490, 510, 540, 541, 542, 548, 550

OTHER PUBLICATIONS

Metal polishing discs, Types S and R; K-Prix Quality
Diamond Tools, Dongil Industries Co., Ltd.*

* cited by examiner

Primary Examiner—Doris V. Coles

Assistant Examiner—T. Chase Nelson

(74) *Attorney, Agent, or Firm*—Harrison & Egbert

(56) **References Cited**
U.S. PATENT DOCUMENTS
D29,029 * 7/1898 Brown D15/126
1,470,957 * 10/1923 Cavicchi 451/548
D155,085 * 9/1949 Goldberg D15/126
3,628,292 * 12/1971 Rue 451/541
3,711,999 * 1/1973 Held D15/126
3,932,967 * 1/1976 Hanes 451/490
4,106,382 * 8/1978 Salje et al. 83/676

(57) **CLAIM**

The ornamental design for a grinding wheel, as shown and
described.

DESCRIPTION

FIG. 1 is a front perspective view of the grinding wheel
showing my design.

FIG. 2 is a front view thereof;

FIG. 3 is a back view thereof;

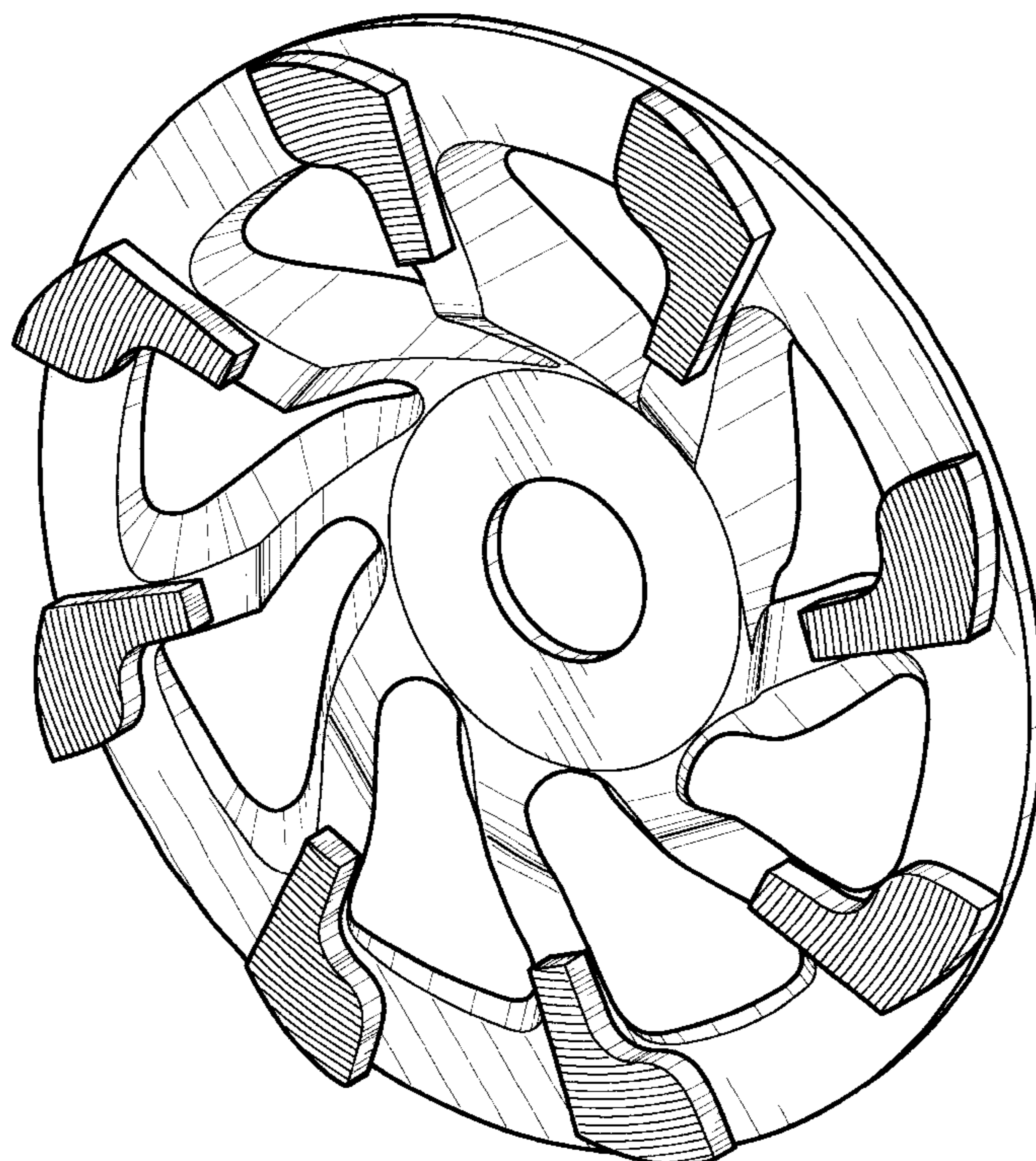
FIG. 4 is a side view thereof;

FIG. 5 is an opposite side view thereof;

FIG. 6 is a top view thereof; and,

FIG. 7 is a bottom view thereof.

1 Claim, 5 Drawing Sheets



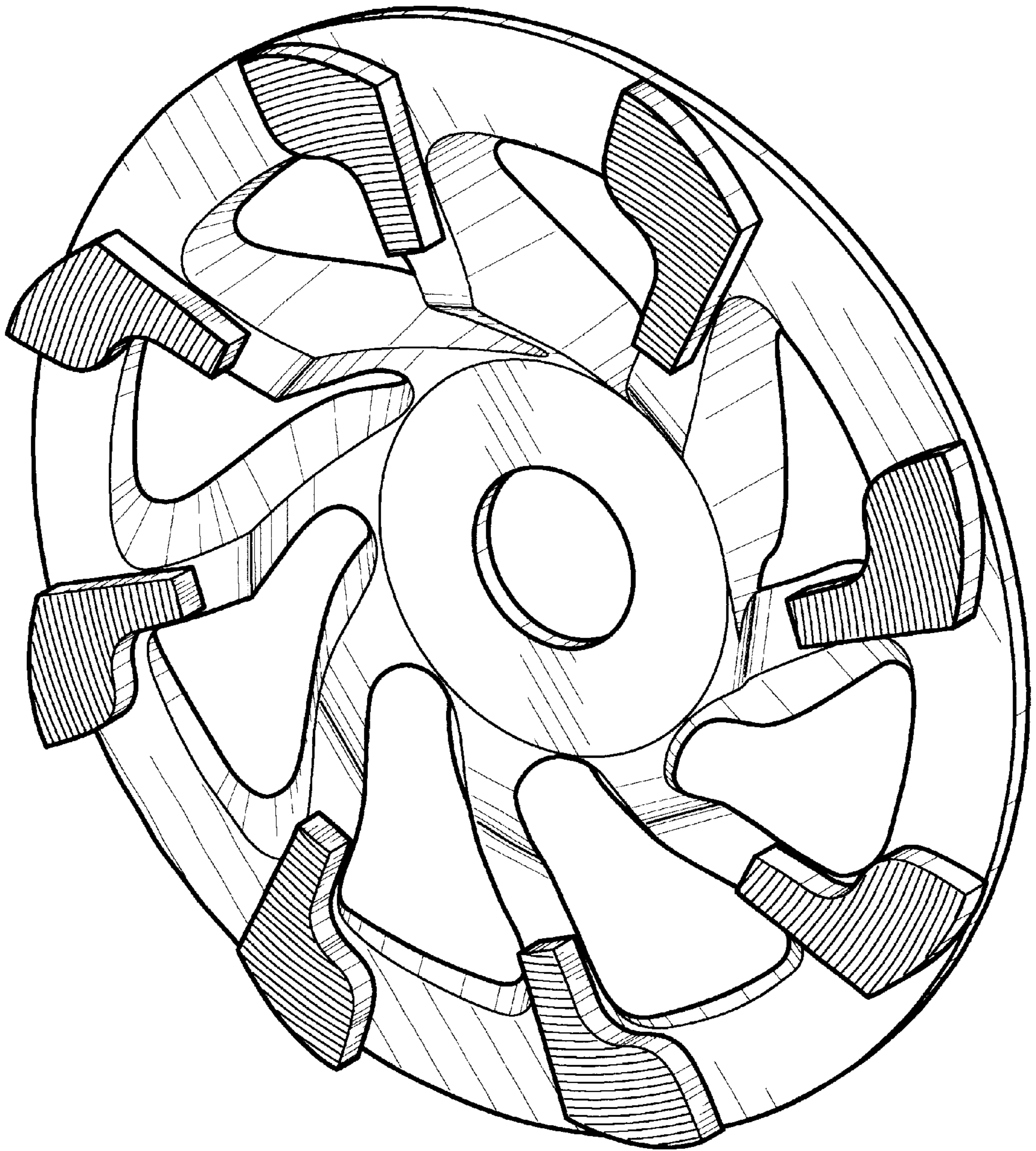


FIG. 1




FIG. 2




FIG. 3

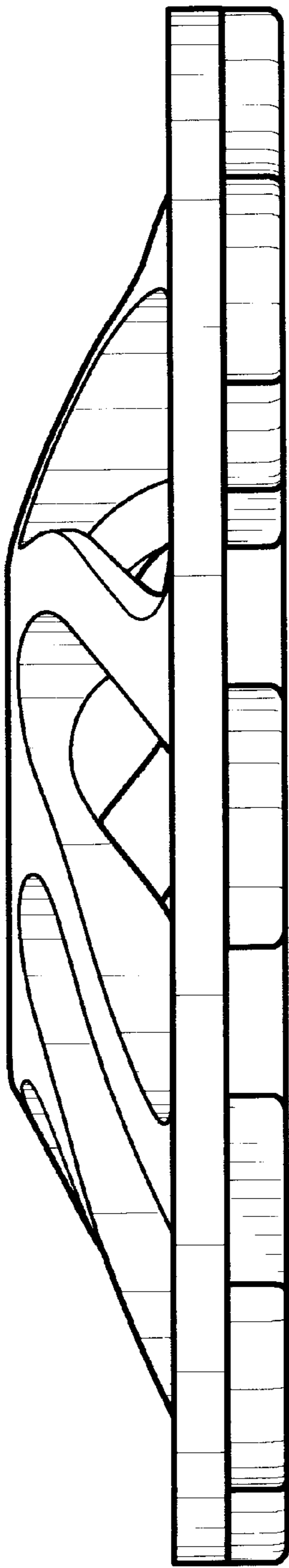


FIG. 4

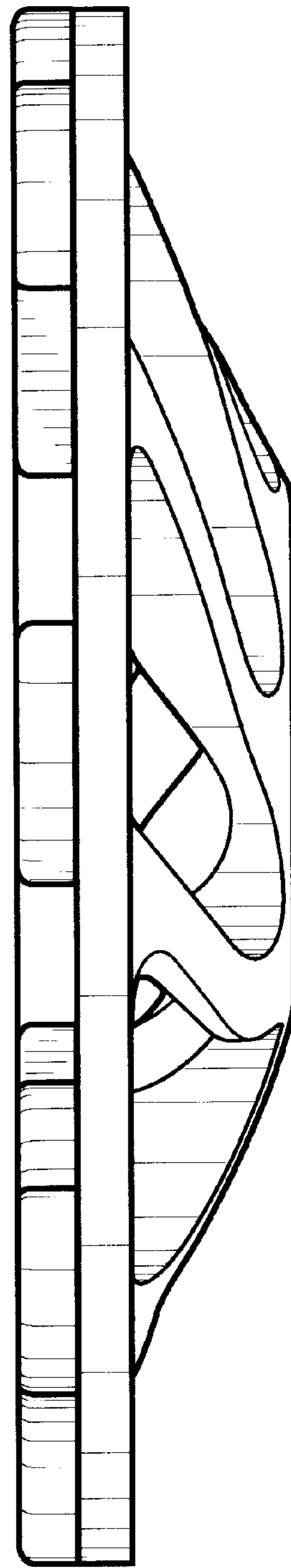


FIG. 5

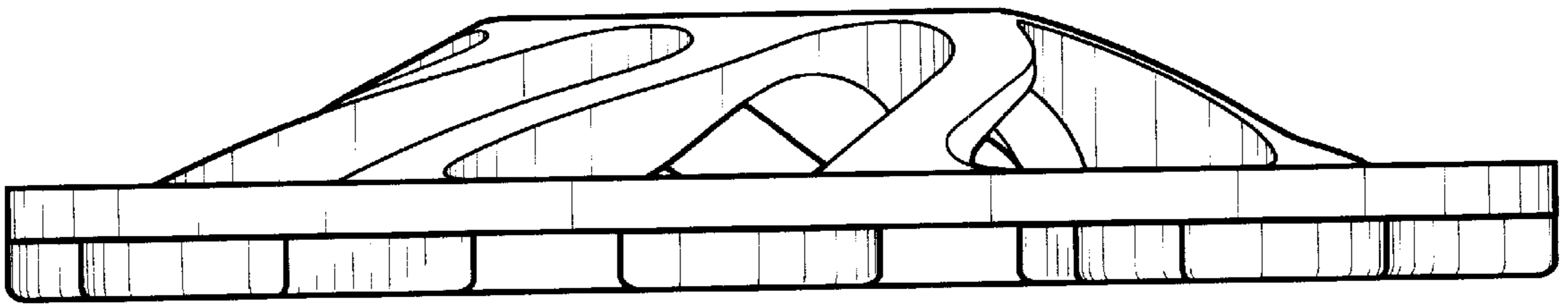


FIG. 6

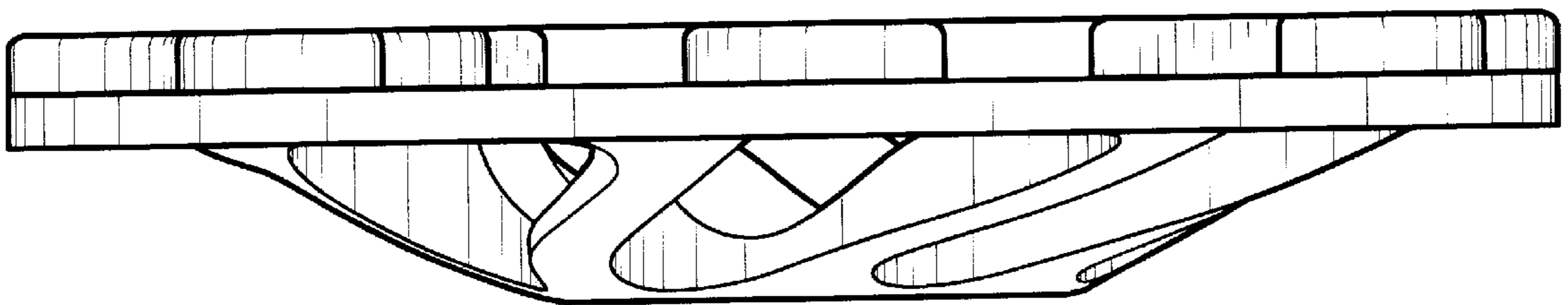


FIG. 7