



US00D463930S

(12) **United States Design Patent**
Mai

(10) **Patent No.:** **US D463,930 S**

(45) **Date of Patent:** **** Oct. 8, 2002**

(54) **FABRIC TISSUE BOX COVER**

(76) **Inventor:** **Oanh H. Mai**, 1511 SW. 104th St.,
Seattle, WA (US) 98146

(**) **Term:** **14 Years**

(21) **Appl. No.:** **29/126,929**

(22) **Filed:** **Jul. 26, 2000**

(51) **LOC (7) Cl.** **20-02**

(52) **U.S. Cl.** **D6/518**

(58) **Field of Search** D6/518-523; D3/304;
206/812; 211/71.01; 221/33, 282, 283

(56) **References Cited**

U.S. PATENT DOCUMENTS

2,580,982 A	1/1952	Weiss	
D205,629 S	8/1966	Hartley	D52/2
D205,721 S	9/1966	O'Neil	D52/2
3,307,687 A	3/1967	Steinman	
3,333,686 A	8/1967	Schnabel	
D214,463 S	6/1969	Warnberg	D52/2
D220,582 S	4/1971	Trivilino	D52/2
D240,715 S	7/1976	Schwartz	D9/259
D254,898 S	5/1980	Buerk	D9/259
D266,809 S	11/1982	Rodriguez	D6/98
4,513,862 A	4/1985	Mallow	206/233
D292,859 S	11/1987	Neumann	D6/518
D293,182 S	12/1987	Carter	D6/518
4,879,442 A	11/1989	Giovine	206/233
D320,133 S	9/1991	Carranza	D6/515
D328,992 S	9/1992	Hollinger	D6/518
D335,988 S	6/1993	Jones	D6/518
D340,373 S	10/1993	Konkin	D6/518

D352,412 S	11/1994	Lopez	D6/515
D353,996 S	1/1995	Boysen	D9/322
D371,708 S	7/1996	Haley et al.	D6/518
D372,386 S	8/1996	Kuchenbecker	D6/518
5,695,160 A	12/1997	Cockrum	248/146
D389,682 S *	1/1998	Gene	D6/518
D390,391 S	2/1998	Hsu	D6/518
D393,111 S	3/1998	Herber	D30/161

OTHER PUBLICATIONS

Advertisement: Nancy's Crafts and Things on May 2000 at
<http://www.mcn.net/~nancyo/nancy.html>, 1 page.

Brochure: Nancy's Crafts and Things on May 2000 at
<http://www.mcn.net/~nancyo/couches.html>, 2 pages.

* cited by examiner

Primary Examiner—Brian N. Vinson

(74) *Attorney, Agent, or Firm*—Charles J. Rupnick

(57) **CLAIM**

The ornamental design for a fabric tissue box cover, as shown and described.

DESCRIPTION

FIG. 1 is a top, front, and right side perspective view of a fabric tissue box cover showing my new design, the broken-line disclosure of a portion of tissue is for illustrative purposes only and forms no part of the claimed design;

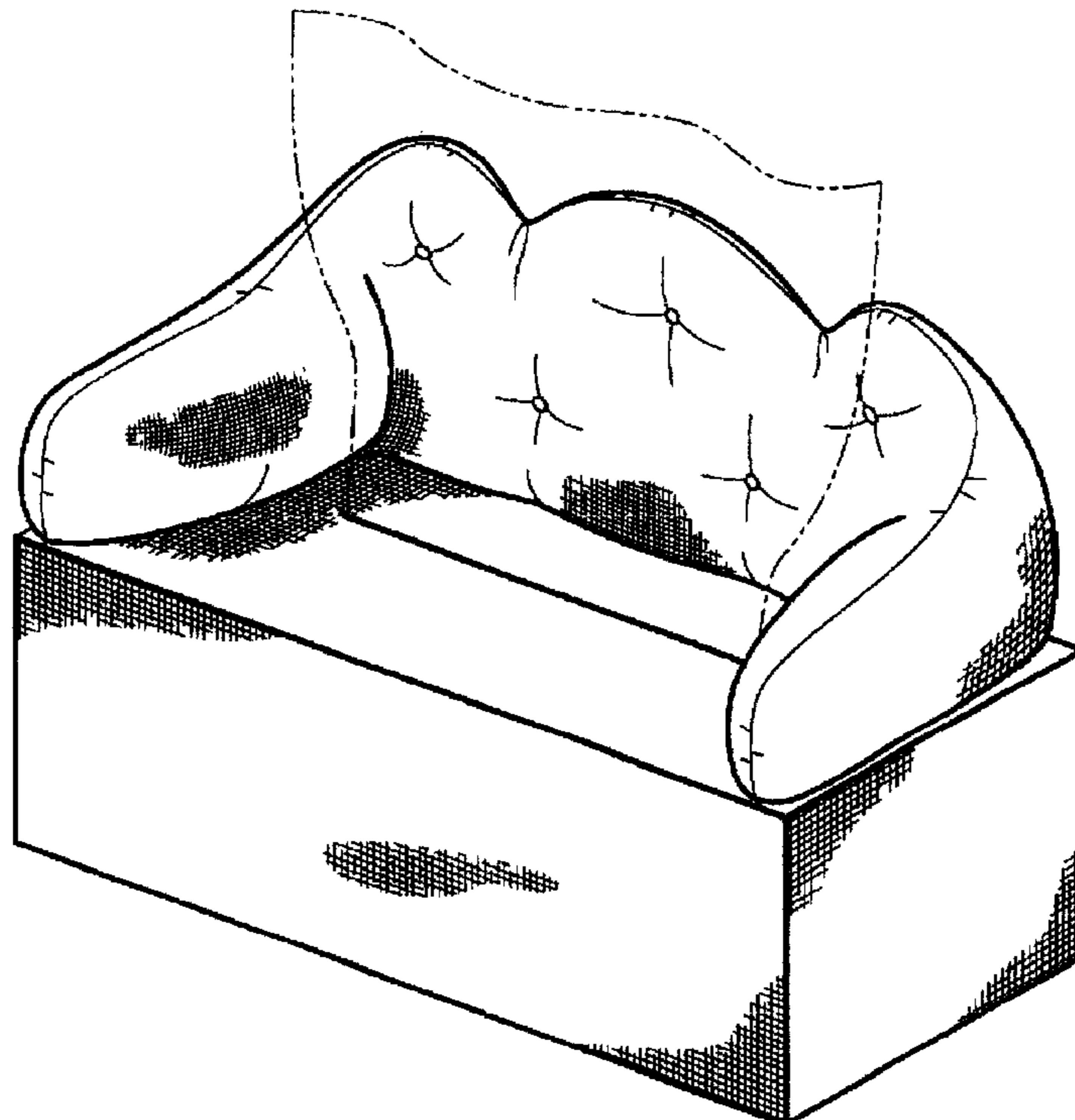
FIG. 2 is a top plan view thereof;

FIG. 3 is a front elevational view thereof;

FIG. 4 is a right side elevational view thereof, the left side being a mirror image of that shown; and,

FIG. 5 is a rear elevational view thereof.

1 Claim, 3 Drawing Sheets



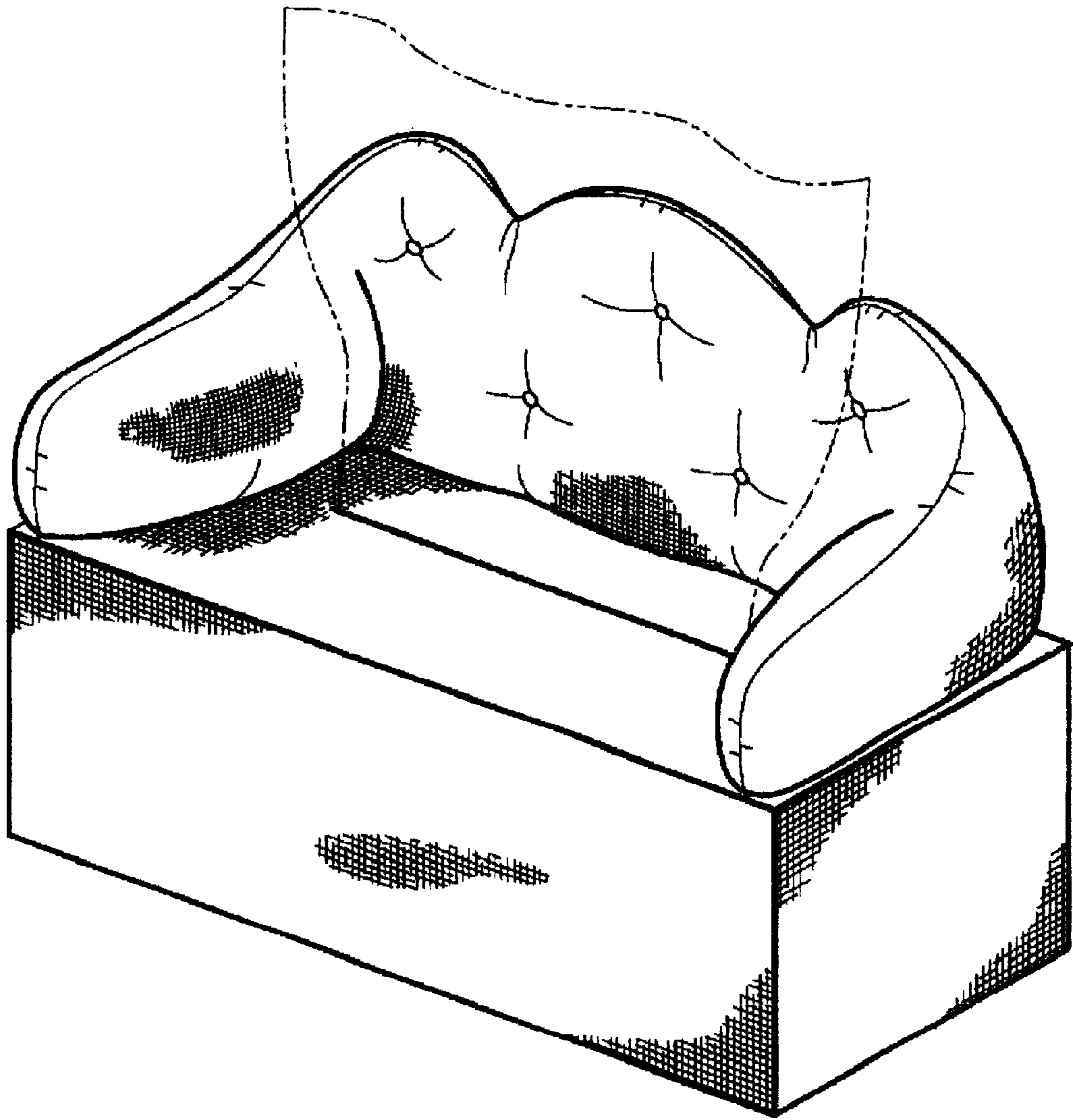


Fig. 1

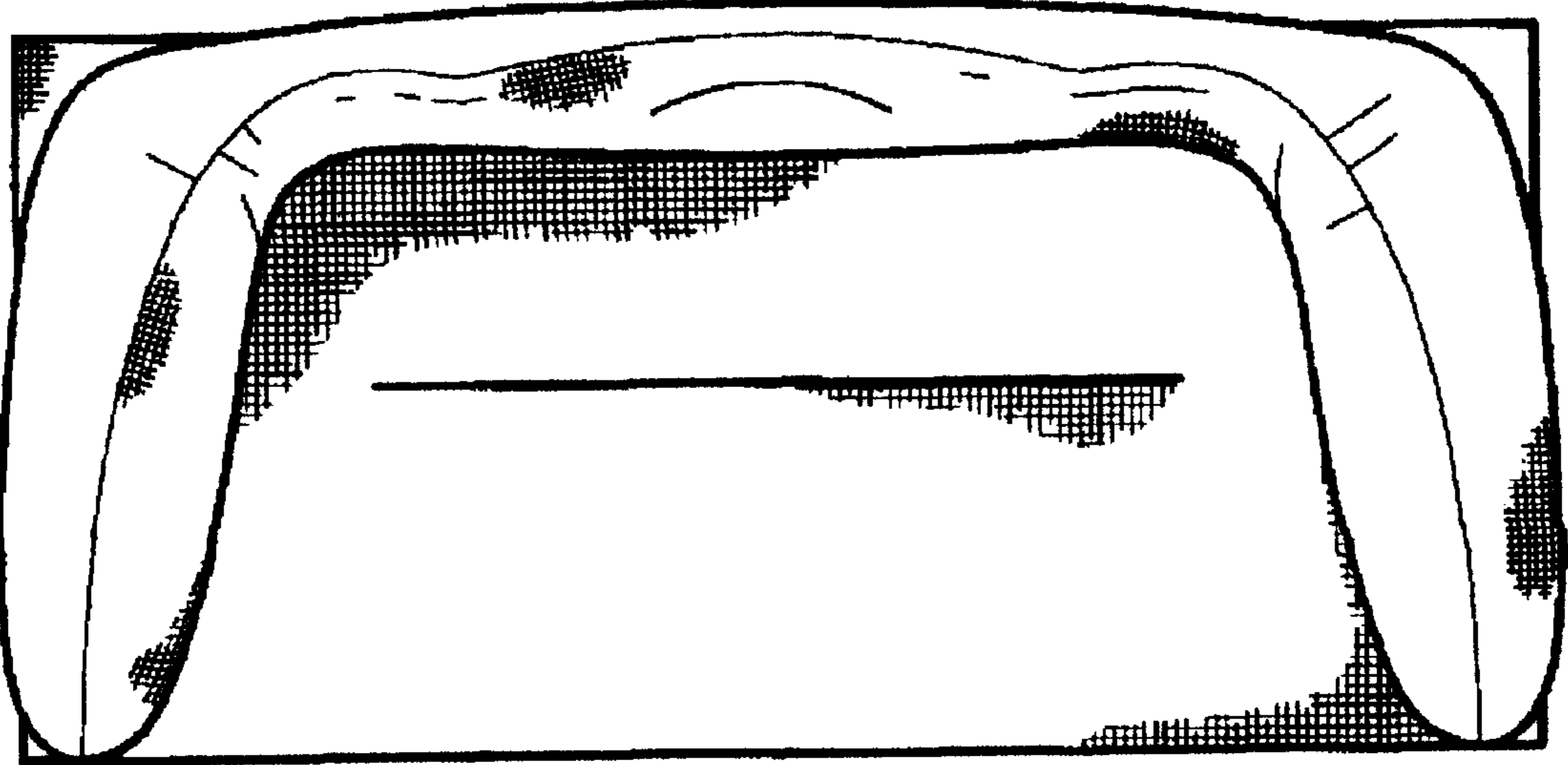


Fig. 2

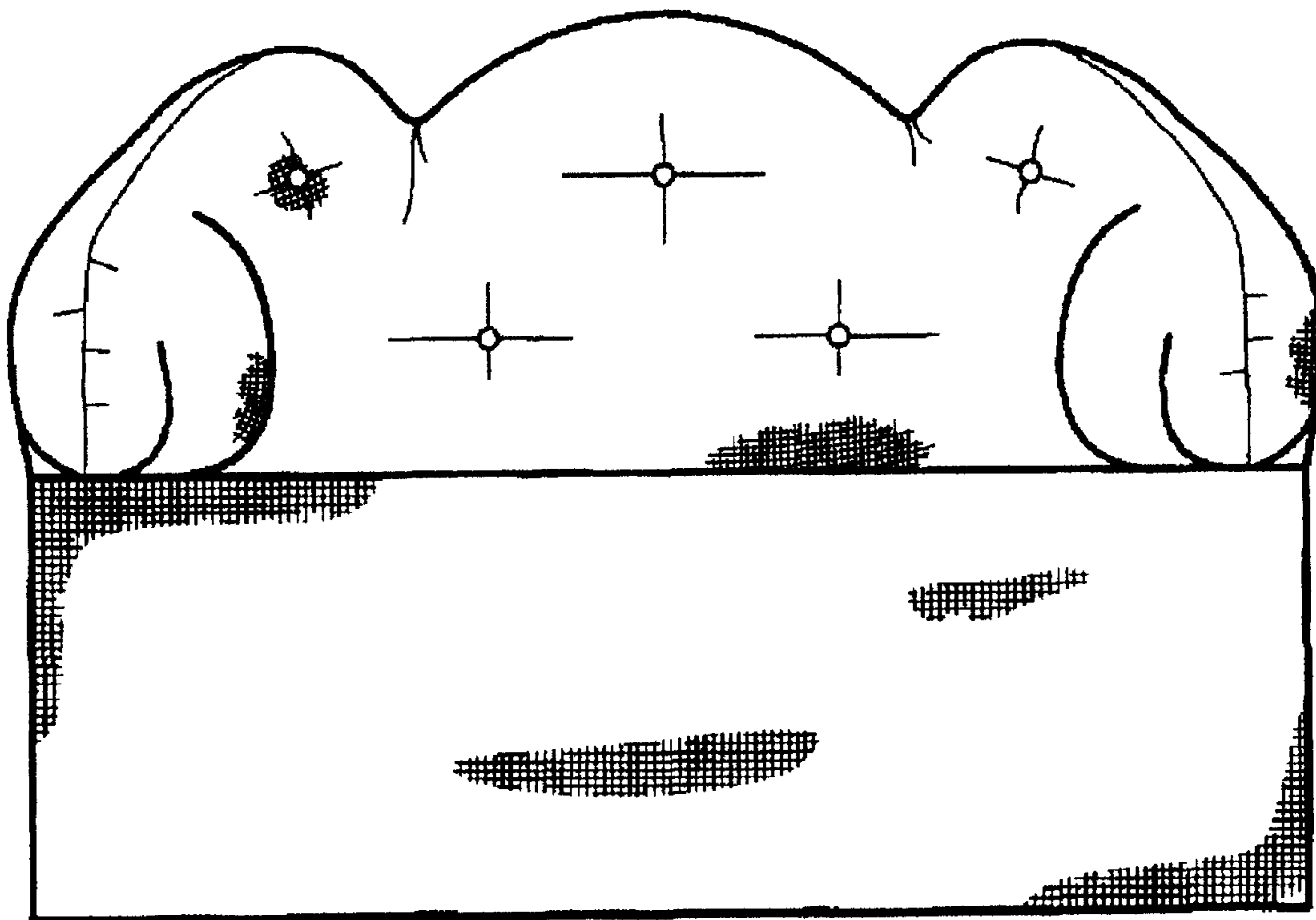


Fig. 3

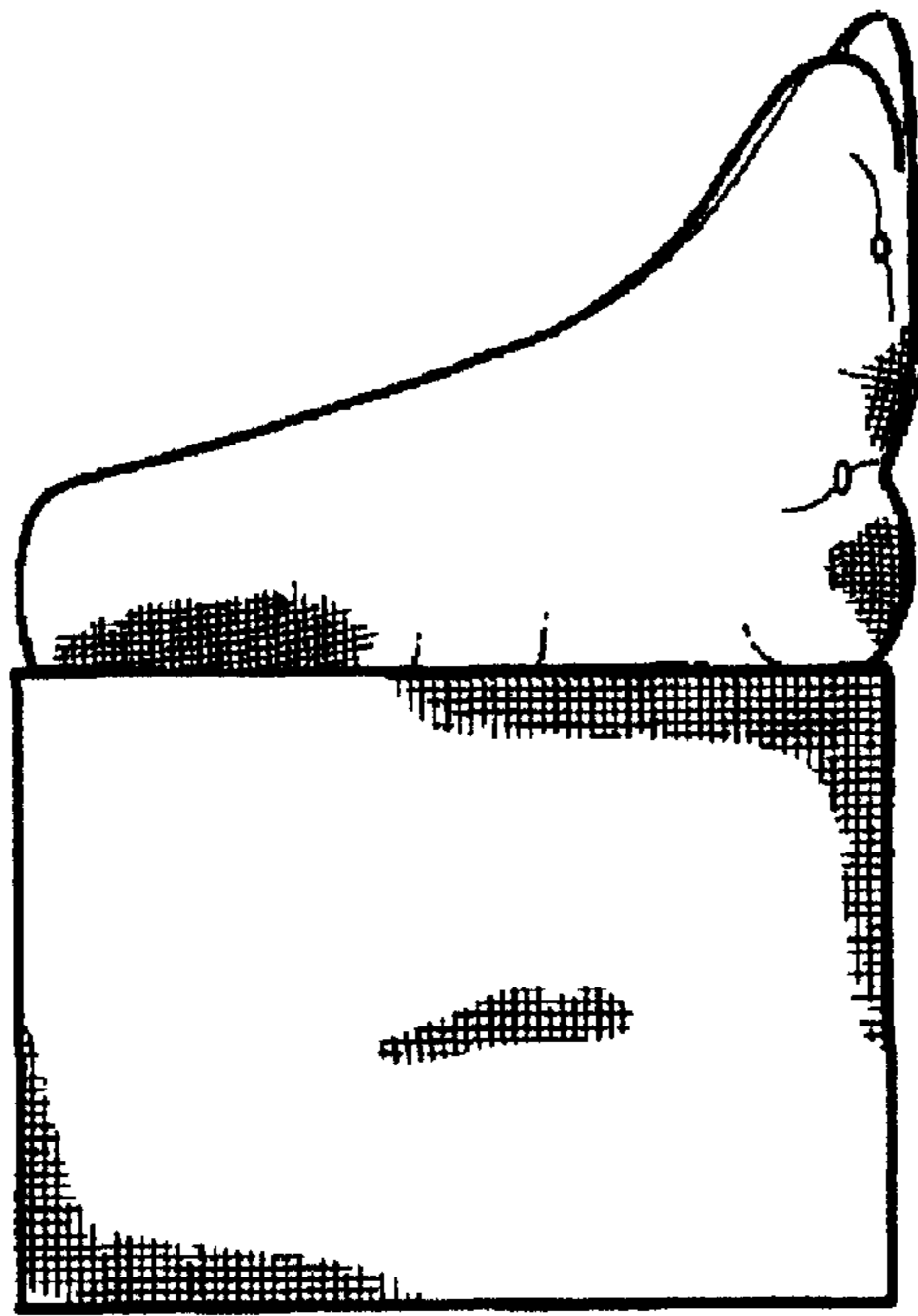


Fig. 4

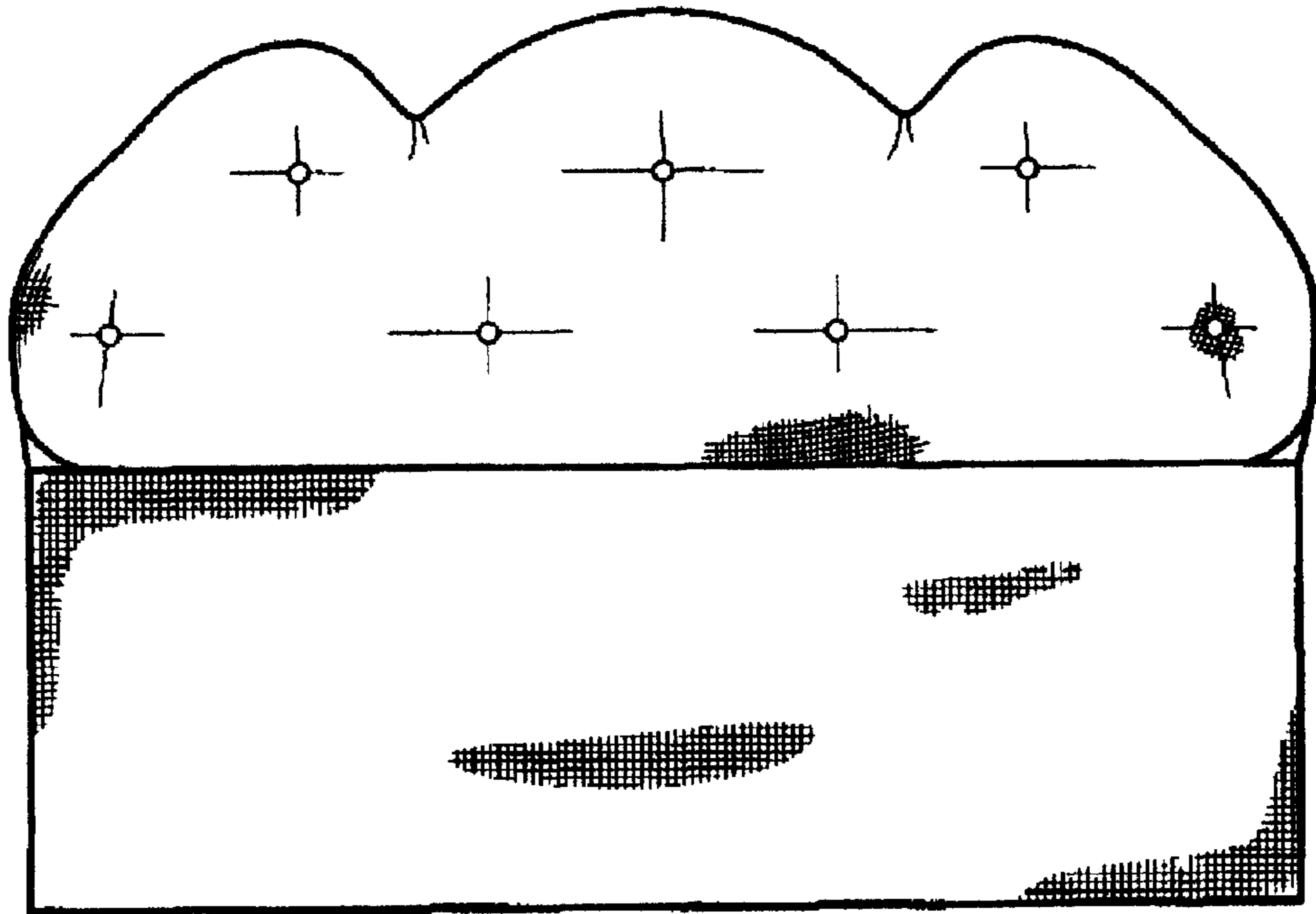


Fig. 5