



US00D463917S

(12) **United States Design Patent** (10) **Patent No.:** **US D463,917 S**
Woodnorth et al. (45) **Date of Patent:** **** *Oct. 8, 2002**

(54) **PAINT BRUSH**

(75) Inventors: **Brian E. Woodnorth**, Whitefish Bay, WI (US); **Brian C. Bone**, St Louis, MO (US); **Heath A. Doty**, Richmond Heights, MO (US); **Kent P. Ritzel**, Waterloo, IL (US); **William Dean Ungar**, Redondo Beach, CA (US); **Christina L. Fortner**, Oak Creek, WI (US); **Jonathan Hawley**, Staffs (GB); **Ron C. Farnum**, Glen Ellyn, IL (US); **Dana W. Altheimer**, Port Washington, WI (US)

(73) Assignee: **Newell Operating Company**, Freeport, IL (US)

(*) Notice: This patent is subject to a terminal disclaimer.

(**) Term: **14 Years**

(21) Appl. No.: **29/137,336**

(22) Filed: **Feb. 16, 2001**

(51) **LOC (7) Cl.** **04-04**

(52) **U.S. Cl.** **D4/135; D4/138**

(58) **Field of Search** D4/132, 135, 138; 15/143.1, 159.1, 160, 168, 191.1, 192-194; 16/110.1, 430, 431, DIG. 12, DIG. 18, DIG. 19

(56) **References Cited**

U.S. PATENT DOCUMENTS

375,773 A	1/1888	Rockwell
376,540 A	1/1888	McQuide
412,479 A	10/1889	Davis
D30,616 S	4/1899	Bentzinger
1,054,709 A	3/1913	Munro

(List continued on next page.)

FOREIGN PATENT DOCUMENTS

DE	2 256 856	5/1974
DE	27 35 542	2/1979
GB	351858	7/1931

GB	844124	8/1960
GB	2050156	1/1981
JP	6-266193	8/1994
JP	6-85778	12/1994
WO	WO 93/16846	9/1993

OTHER PUBLICATIONS

Excerpts from Corona Catalog #17, 1990, 8 pages, Paint Brushes.

“One Coater Supreme—The Brush That’s Better At Both Ends!”, EZ Paint, 1996, 1 page.

Primary Examiner—Alan P. Douglas

Assistant Examiner—Lavone Tabor

(74) *Attorney, Agent, or Firm*—Marshall, Gerstein & Borun

(57) **CLAIM**

We claim the ornamental design for a paint brush, as shown and described.

DESCRIPTION

The present application is related to U.S. application No. 29/121,043 (now U.S. Pat. No. Des.439,418) entitled Paint Brush and filed on Mar. 30, 2000, the full disclosure of which is hereby incorporated by reference.

FIG. 1 is a perspective view of a paint brush showing our new design;

FIG. 2 is a side elevational view thereof, the opposite side being a mirror image;

FIG. 3 is a top plan view thereof;

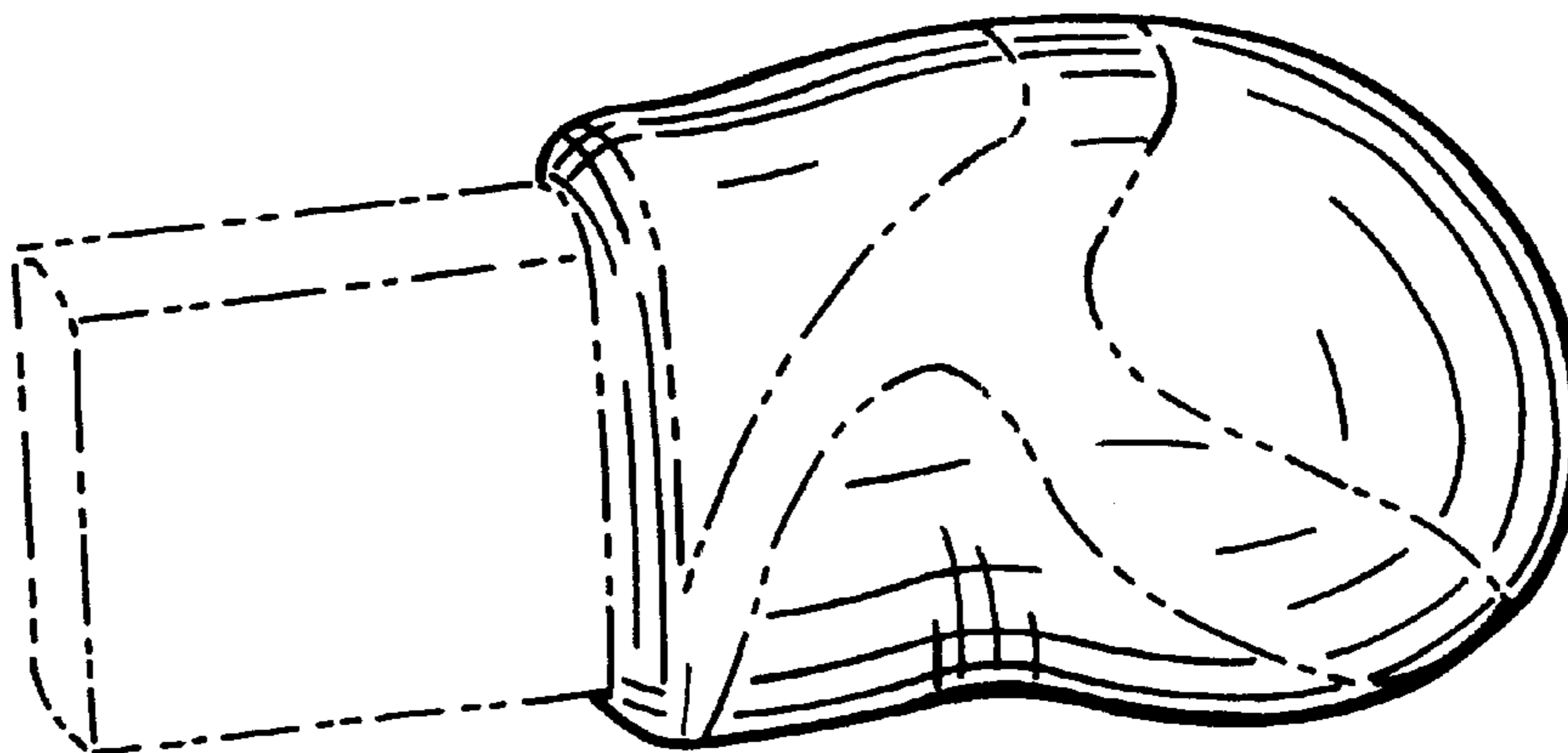
FIG. 4 is a bottom plan view thereof;

FIG. 5 is front elevational view thereof, shown with the brush at a downward angle; and,

FIG. 6 is a rear elevational view of FIG. 5.

The ornamental design which is claimed is shown in solid lines in the drawings. The broken lines in the drawings are for illustrative purposes only and form no part of the claimed design. The broken lines defining the front end of the handle represent the bounds of the claim design and form no part thereof.

1 Claim, 2 Drawing Sheets



US D463,917 S

Page 2

U.S. PATENT DOCUMENTS

1,687,335 A	10/1928	Jackline	4,490,875 A	1/1985	Grunz
1,826,165 A	10/1931	Cartwright	4,495,669 A	1/1985	Hooper
1,838,958 A	12/1931	Page	4,751,762 A	6/1988	Meimeteas
1,888,930 A	11/1932	McMillan	4,847,939 A	7/1989	Derencsenyi et al.
D90,130 S *	6/1933	Turner D4/138	D309,379 S	7/1990	Dawes
2,237,969 A	8/1941	Olsen	D311,455 S	10/1990	Snipes
2,426,315 A	8/1947	Marick	D333,217 S	2/1993	Gingras
D167,775 S	9/1952	Schmidt	5,339,482 A	8/1994	Desimone et al.
2,664,582 A	1/1954	Kammann	5,343,585 A	9/1994	Howell
2,914,785 A	12/1959	Ela	5,446,941 A	9/1995	Kelsay
3,023,439 A	3/1962	Danley	D367,963 S *	3/1996	Mayer D4/138
3,067,446 A	12/1962	McGauley	5,556,092 A	9/1996	Theken
3,153,801 A	10/1964	Weiss et al.	5,615,445 A	4/1997	Kelsay et al.
D216,247 S	12/1969	McGuire	5,761,759 A	6/1998	Leversby et al.
3,819,779 A	6/1974	Pharris et al.	5,761,767 A	6/1998	Barton
D240,678 S	7/1976	Herig	5,920,943 A	7/1999	Barker
4,454,623 A	6/1984	O'Halloran	6,012,194 A *	1/2000	Eshbach et al. 15/143.1
4,481,689 A	11/1984	Westmoreland	6,145,151 A *	11/2000	Herron et al. 15/143.1

* cited by examiner

FIG. 1




FIG. 2

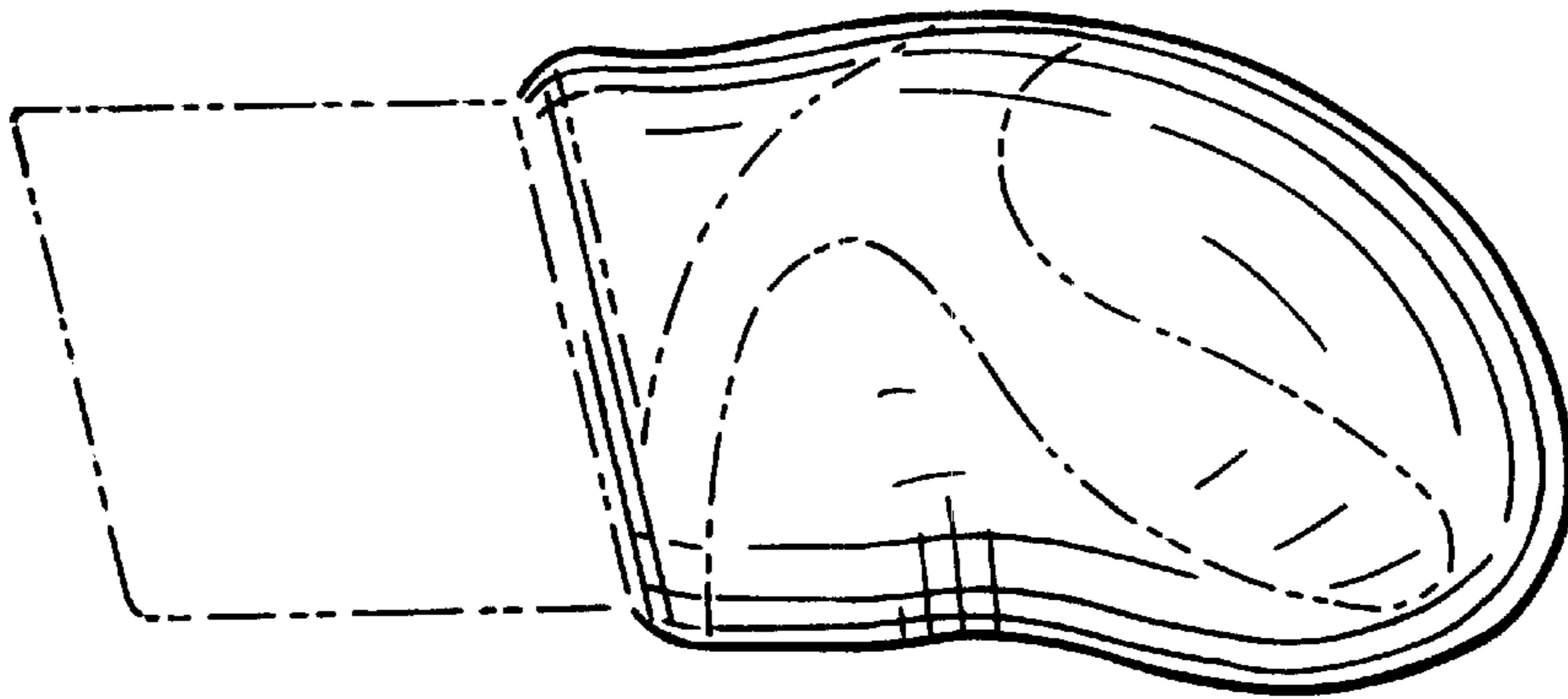


FIG. 3

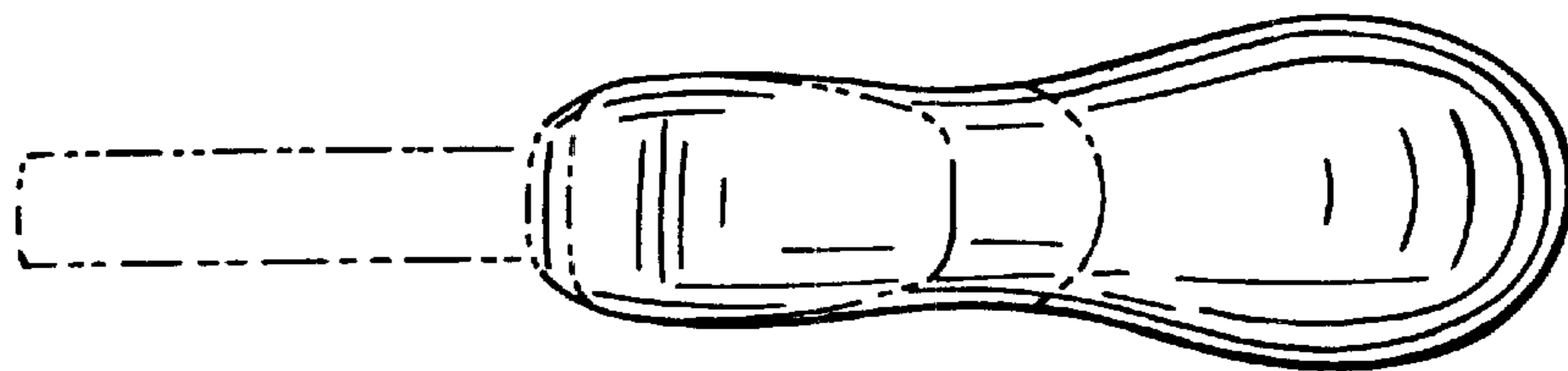


FIG. 4

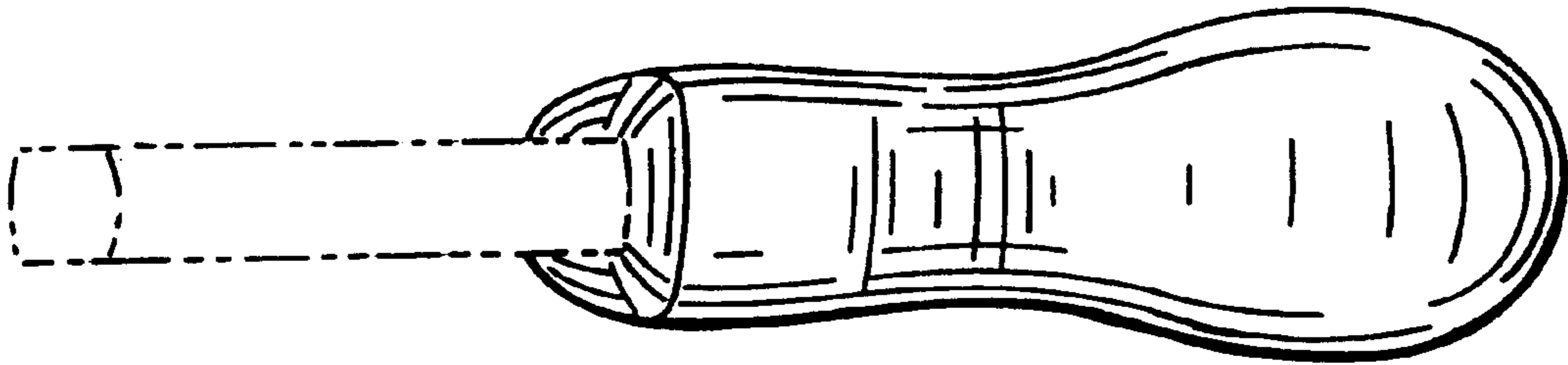


FIG. 5

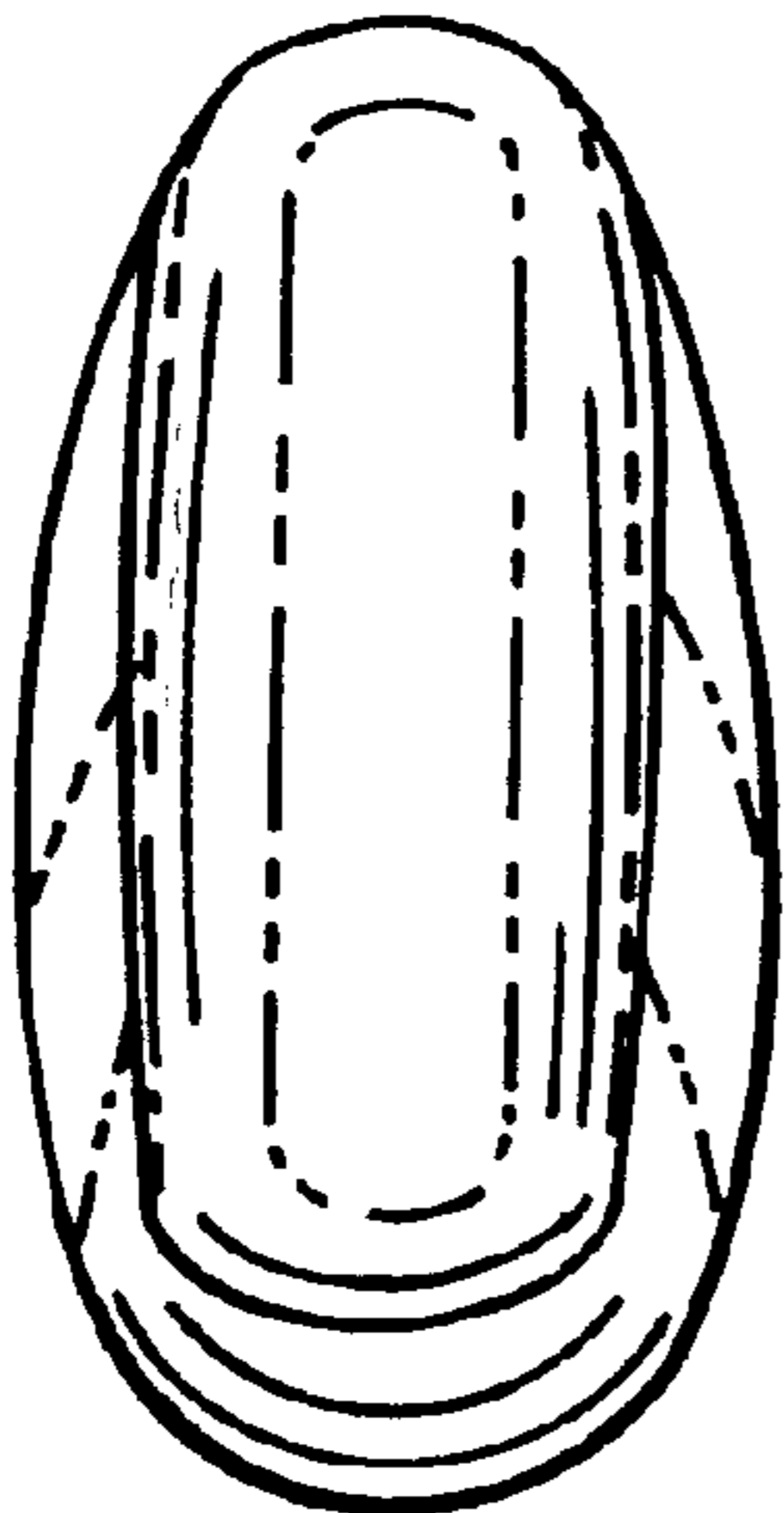


FIG. 6

