



US00D463912S

(12) **United States Design Patent**  
**Liebe**

(10) **Patent No.:** **US D463,912 S**

(45) **Date of Patent:** **\*\* Oct. 8, 2002**

(54) **BOX**

(75) **Inventor:** **Thomas Liebe, Worb (CH)**

(73) **Assignee:** **Hoffmann Neopac AG, Thun (CH)**

(\*\*) **Term:** **14 Years**

(21) **Appl. No.:** **29/150,204**

(22) **Filed:** **Nov. 14, 2001**

(30) **Foreign Application Priority Data**

Jun. 5, 2001 (XH) ..... DM/056 261

(51) **LOC (7) Cl.** ..... **03-01**

(52) **U.S. Cl.** ..... **D3/294**

(58) **Field of Search** ..... D3/273, 294, 295,  
D3/302; D9/420, 423, 424; 206/216, 508,  
509, 566; 220/352, 353, 335, 337, 339

(56) **References Cited**

**U.S. PATENT DOCUMENTS**

D251,153 S \* 2/1979 Thompson ..... D3/272  
D315,954 S \* 4/1991 Berland ..... D24/176  
D381,512 S \* 7/1997 Green ..... D3/273  
D382,795 S \* 8/1997 Abayhan et al. .... D9/425

D391,762 S \* 3/1998 Ahern, Jr. .... D3/302  
D412,786 S \* 8/1999 Killinger ..... D3/273  
D437,685 S \* 2/2001 Liu ..... D3/294  
D449,165 S \* 10/2001 van der Hulst ..... D3/294

\* cited by examiner

*Primary Examiner*—Philip S. Hyder

(74) *Attorney, Agent, or Firm*—Young & Thompson

(57) **CLAIM**

The ornamental design for a box, as shown and described.

**DESCRIPTION**

FIG. 1 is a front and side perspective view of the box showing my new design;  
FIG. 2 is a front and side perspective view thereof, in the open position;  
FIG. 3 is a front elevational view thereof;  
FIG. 4 is a side elevational view thereof from the left of FIG. 3;  
FIG. 5 is the side opposite of FIG. 4;  
FIG. 6 is a rear elevational view thereof;  
FIG. 7 is a top plan view thereof; and,  
FIG. 8 is a bottom plan view thereof.

**1 Claim, 6 Drawing Sheets**







Figure 1





Figure 2



Figure 3




Figure 4

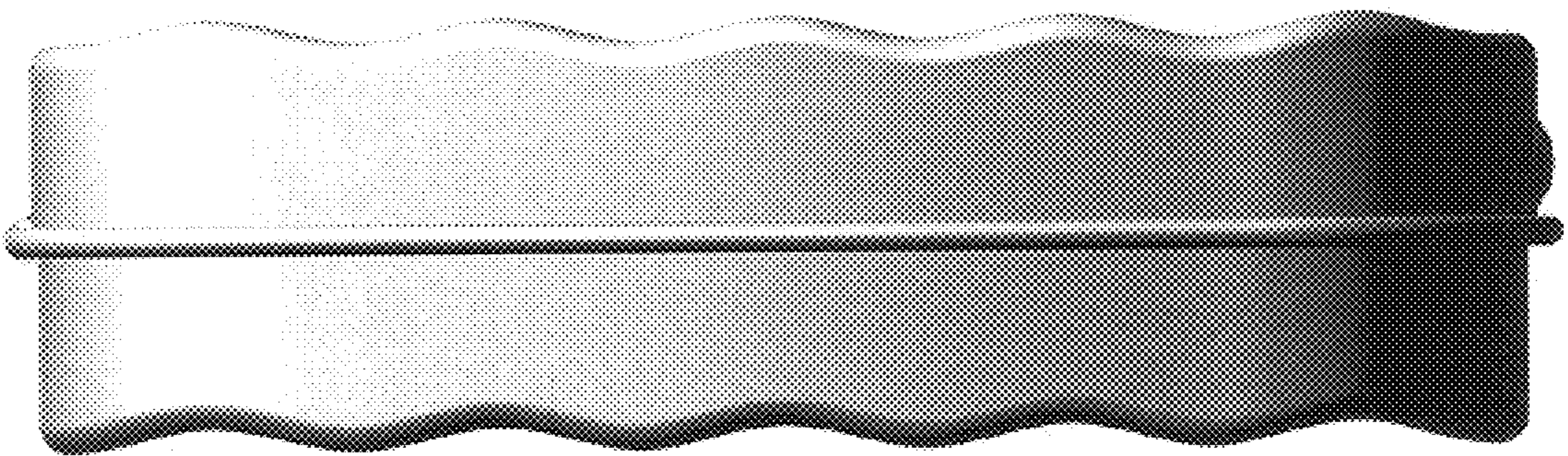




Figure 5

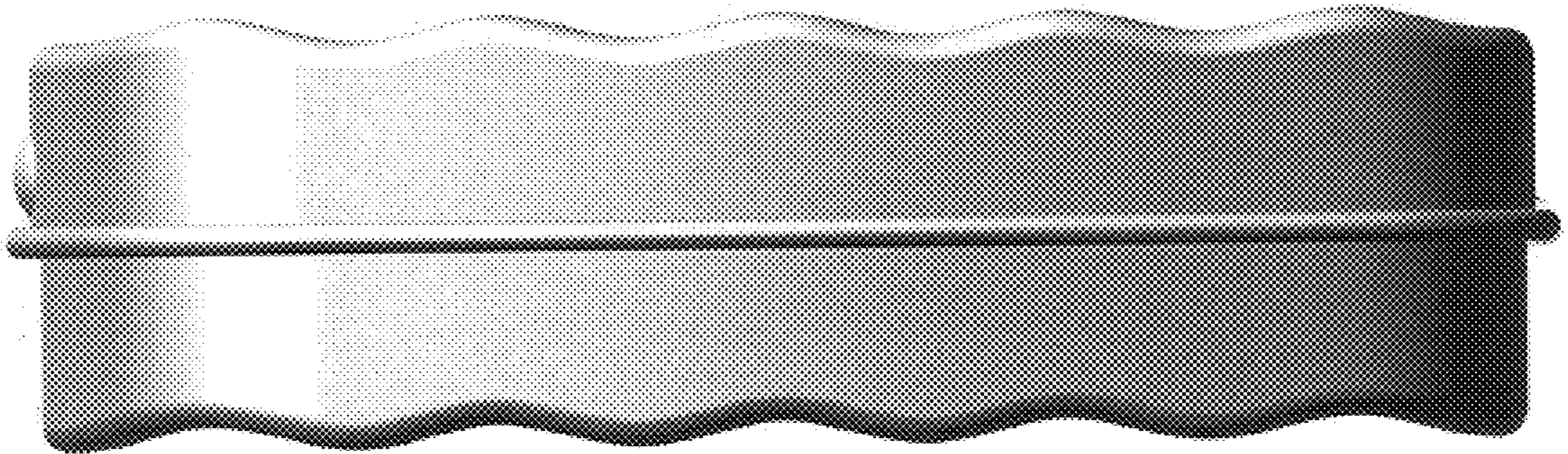


Figure 6








Figure 7






Figure 8