



US00D463904S

(12) **United States Design Patent**
Link

(10) **Patent No.:** **US D463,904 S**

(45) **Date of Patent:** **** Oct. 8, 2002**

(54) **SIDE ELEMENT OF A SHOE UPPER**

(75) Inventor: **Kenneth Link**, Portland, OR (US)

(73) Assignee: **Nike, Inc.**, Beaverton, OR (US)

(**) Term: **14 Years**

(21) Appl. No.: **29/154,374**

(22) Filed: **Jan. 18, 2002**

(51) **LOC (7) Cl.** **02-99**

(52) **U.S. Cl.** **D2/972**

(58) **Field of Search** D2/896, 902, 907,
D2/943, 944, 946, 969, 972, 973; 36/45,
50.1, 51, 77 M, 77 R, 81, 83, 88, 113,
114, 126-130

(56) **References Cited**

U.S. PATENT DOCUMENTS

D268,966 S	5/1983	Smith	
D296,951 S	8/1988	Brickwood	
D343,724 S	2/1994	Smith	
D393,348 S	4/1998	Backus	
D393,356 S	4/1998	Cooper	
D395,738 S	7/1998	Hatfield et al.	
D395,739 S	7/1998	Mervar	
D402,448 S	12/1998	Kayano	
D402,793 S	12/1998	Loverin	
D405,248 S	2/1999	Prats	
D406,451 S	3/1999	Lozano	
D407,546 S	* 4/1999	Doxey et al.	D2/972
D407,547 S	4/1999	Fogg	
D407,891 S	4/1999	Edwards	
D411,909 S	7/1999	Lavertue et al.	
D413,718 S	* 9/1999	Lupo	D2/972
D422,131 S	4/2000	Berend	
6,226,896 B1	5/2001	Friton	

D446,912 S	8/2001	Cockrell	
D447,616 S	9/2001	Bandini et al.	
D448,545 S	10/2001	Rohrback et al.	
D452,992 S	* 1/2002	Smith	D2/972

OTHER PUBLICATIONS

“Nike Footwear Catalog,” Late Spring 1996, published Aug. 1, 1995 (pp. M1, M24), Beaverton, Oregon.

(List continued on next page.)

Primary Examiner—Dominic Simone

(74) *Attorney, Agent, or Firm*—TraskBritt

(57) **CLAIM**

The ornamental design for a side element of a shoe upper, as shown and described.

DESCRIPTION

FIG. 1 is a perspective view of a side element of a shoe upper showing my new design;

FIG. 2 is a side view of the side element of a shoe upper shown in FIG. 1;

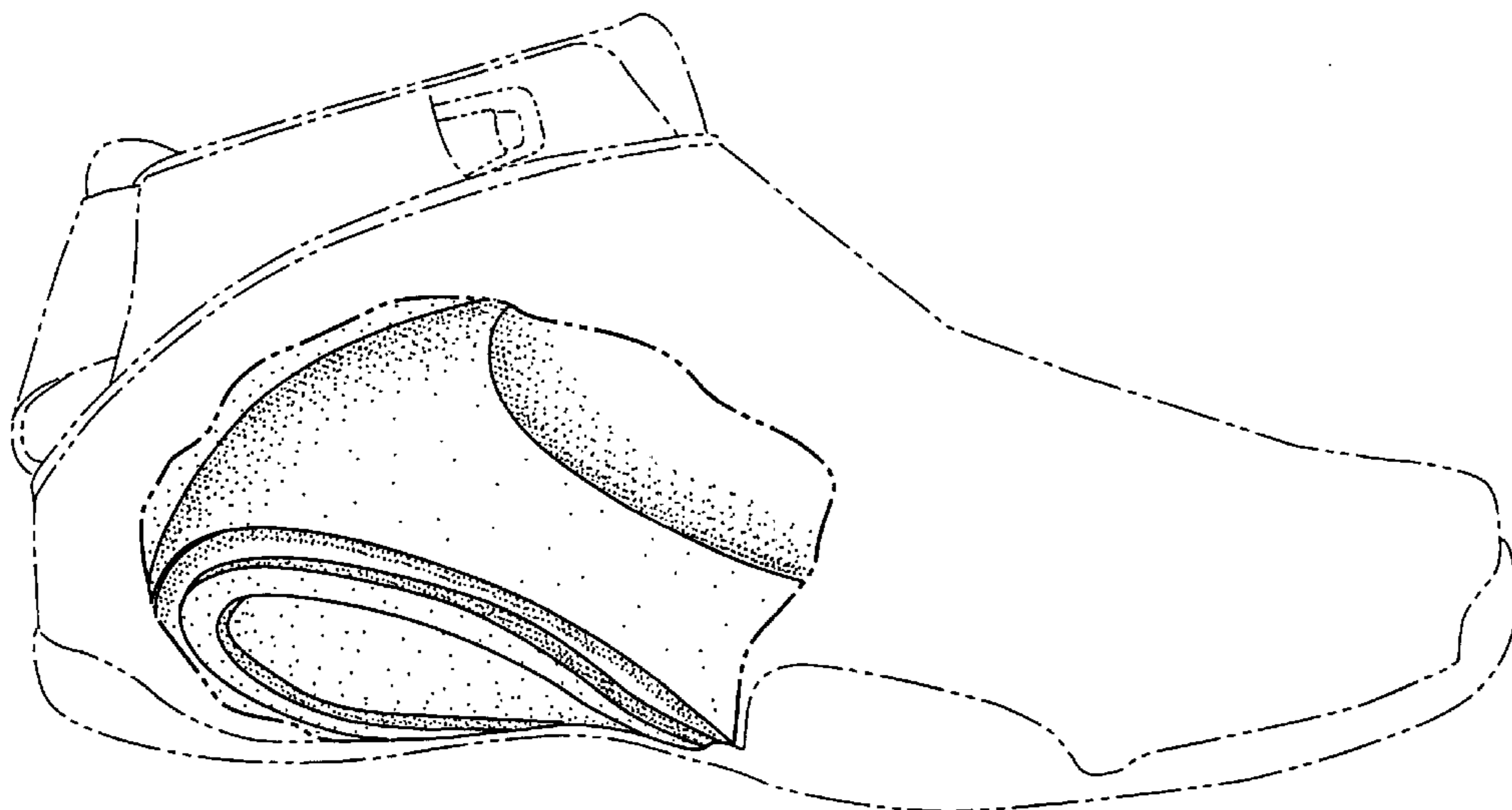
FIG. 3 is a front view of the side element of a shoe upper shown in FIG. 1;

FIG. 4 is a rear view of the side element of a shoe upper shown in FIG. 1; and,

FIG. 5 is a top plan view of the side element of a shoe upper shown in FIG. 1.

The uneven broken line immediately adjacent to the shaded area represents the bounds of the claimed design. All other uneven broken lines represent the remaining portion of the shoe. The unneven broken line representations in FIGS. 1-5 are for illustrative purposes only and form no part of the claimed design.

1 Claim, 2 Drawing Sheets



OTHER PUBLICATIONS

"Nike Footwear Catalog," Holiday 1996, published Mar. 1, 1996 (pp. M10, M22), Beaverton, Oregon.

"Nike Footwear Catalog," Spring 1997, published Jun. 1, 1996 (p. M26), Beaverton, Oregon.

"Nike Footwear Catalog," Late Spring 1997, published Sep. 1, 1996 (p. M45), Beaverton, Oregon.

"Nike Footwear Catalog," Holiday 1997, published Mar. 1, 1997 (pp. M33), Beaverton, Oregon.

"Nike Footwear Catalog," Fall 1998, published Nov. 1, 1997 (p. M27), Beaverton, Oregon.

"Nike Men's Footwear "A" Catalog," Spring 2000, published Jul. 1, 1999 (p. M44), Beaverton, Oregon.

"Nike Men's Footwear "B" catalog," Spring 2000, published Jul. 1, 1999 (p. M19), Beaverton, Oregon.

"Nike Men's Footwear Catalog," Holiday 2001, published Feb. 1, 2001 (p. M28), Beaverton, Oregon.

"Nike Men's Footwear Catalog," Spring 2002, published Jun. 1, 2001 (p. M27), Beaverton, Oregon.

"Nike Men's Footwear Catalog," Fall 2002, published Nov. 1, 2001 (p. M33), Beaverton, Oregon.

* cited by examiner

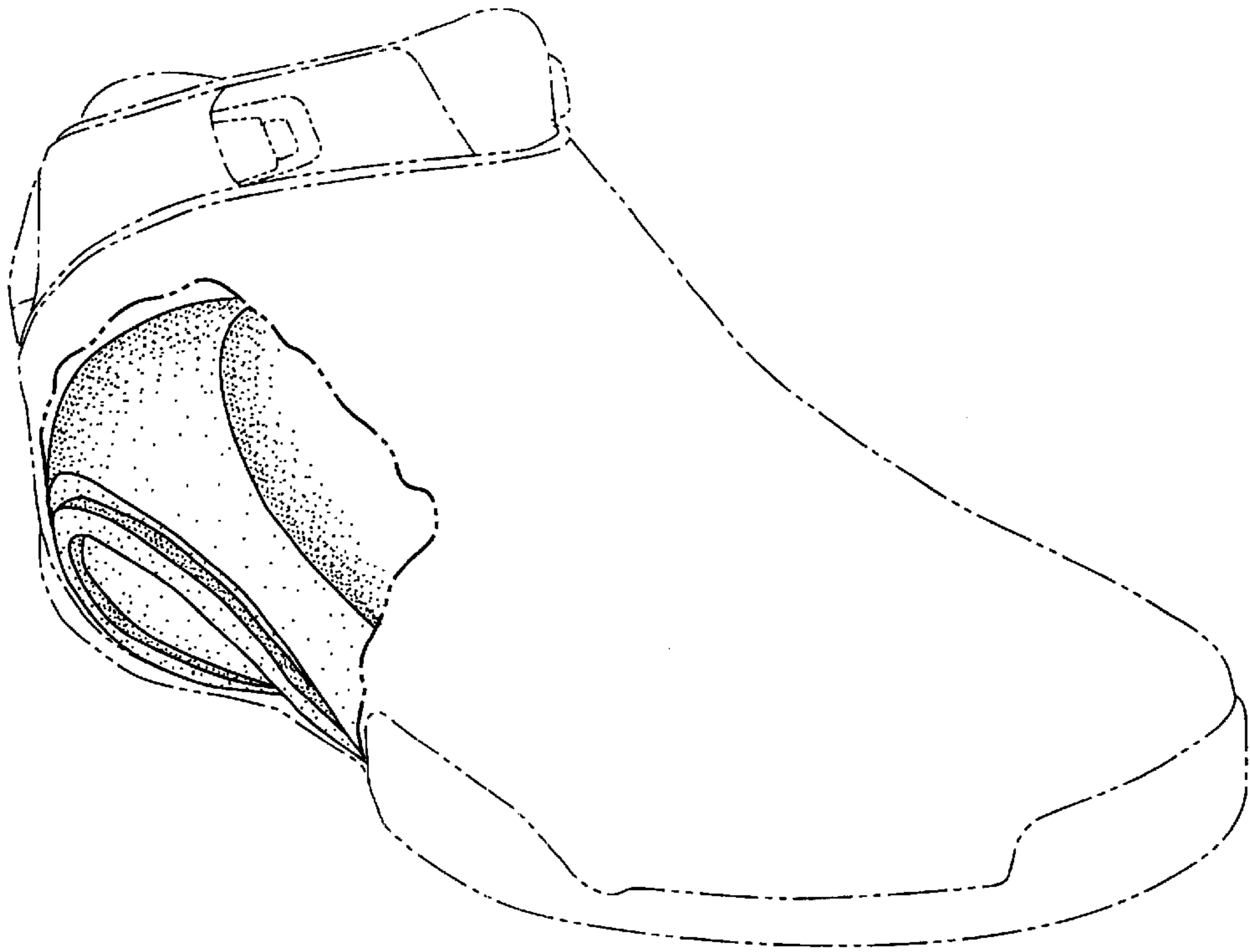


Fig. 1

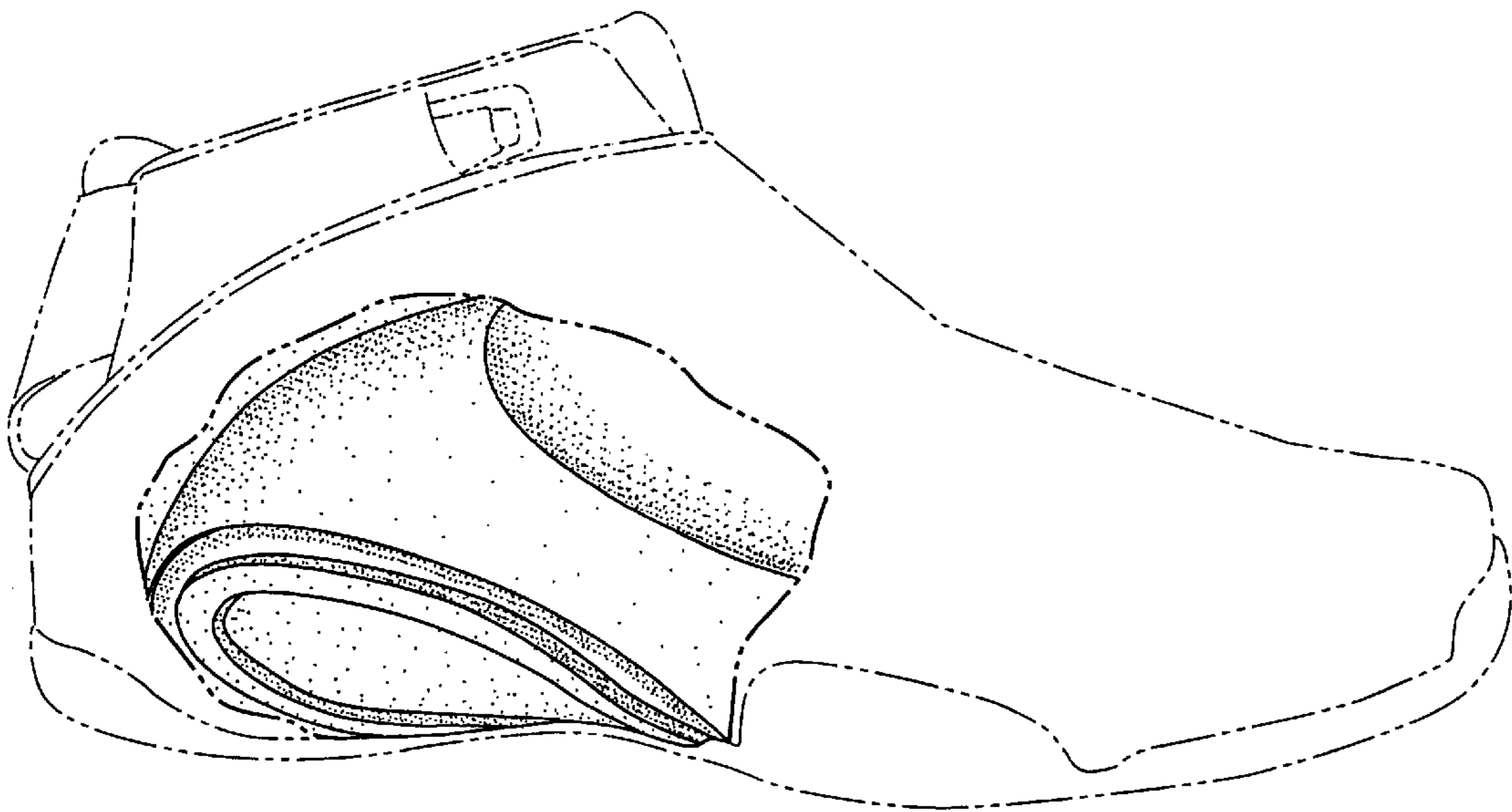


Fig. 2

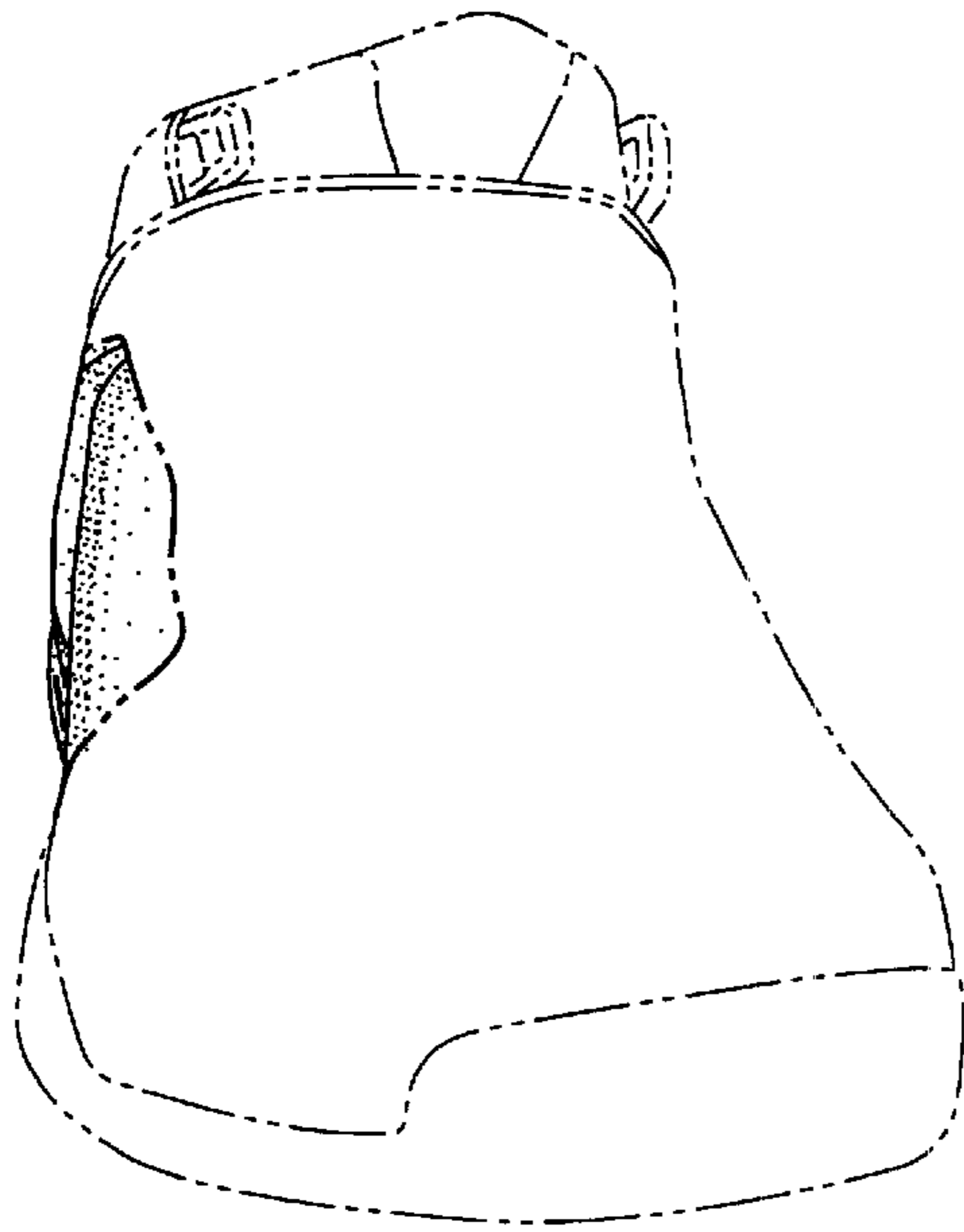


Fig. 3

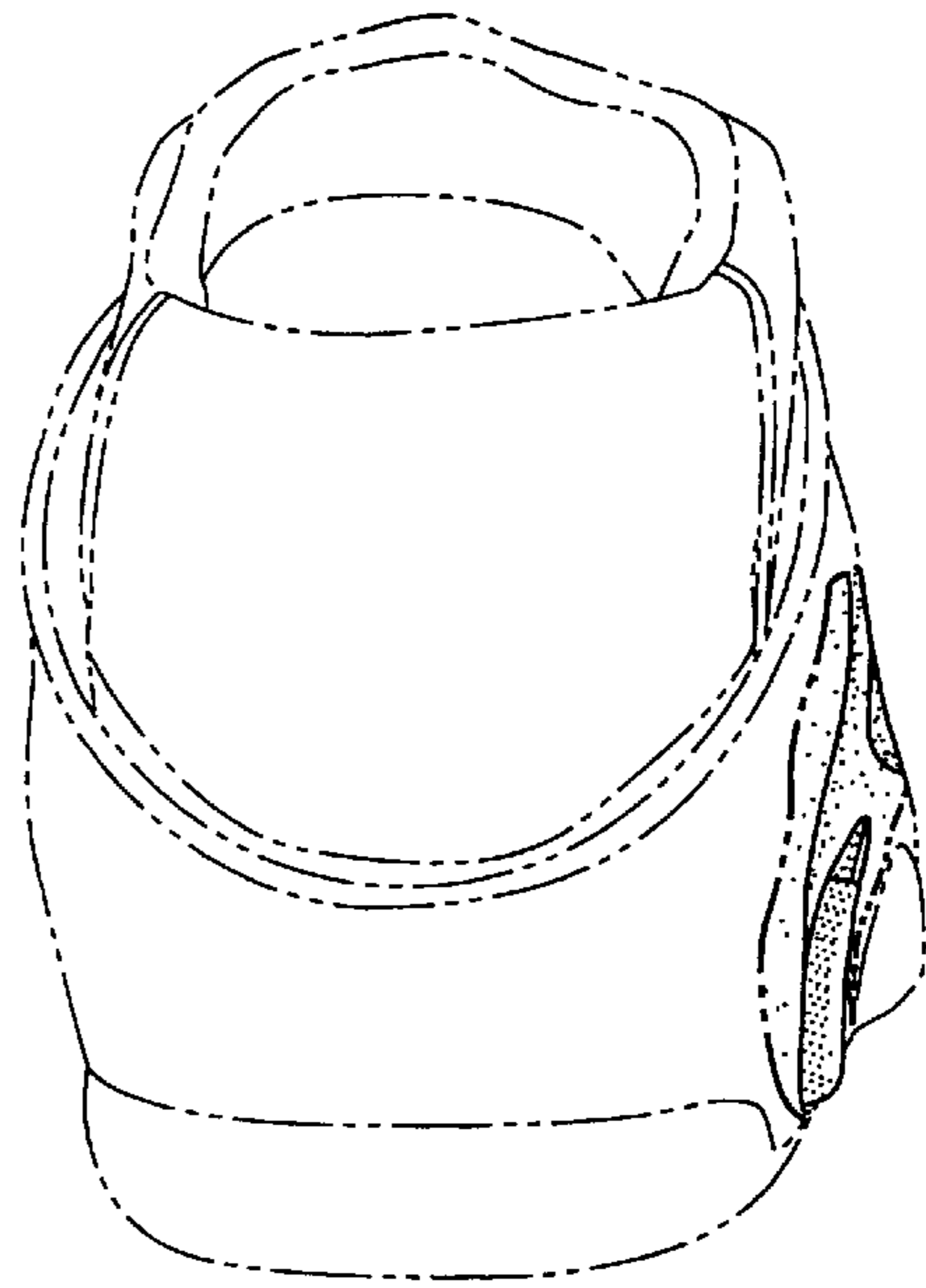


Fig. 4

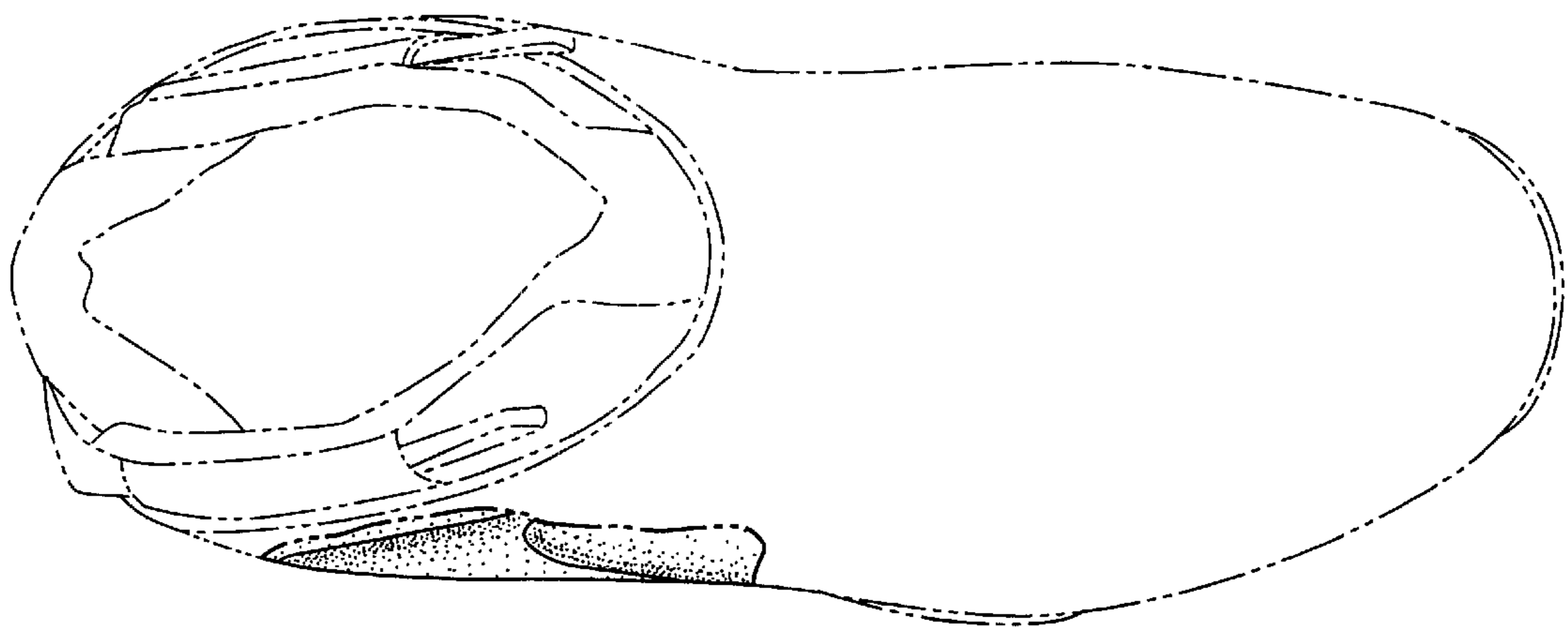


Fig. 5