



US00D463901S

(12) **United States Design Patent**
Adams et al.

(10) **Patent No.: US D463,901 S**

(45) **Date of Patent: ** Oct. 8, 2002**

(54) **SHOE BOTTOM**

(75) Inventors: **Fiona Jane Adams**, Santa Barbara, CA (US); **Christjane Burg**, Ventura, CA (US)

(73) Assignee: **Global Brand Marketing, Inc.**, Santa Barbara, CA (US)

(**) Term: **14 Years**

(21) Appl. No.: **29/143,107**

(22) Filed: **Jun. 7, 2001**

(51) **LOC (7) Cl. 02-04**

(52) **U.S. Cl. D2/959; D2/951; D2/953; D2/954; D2/958; D2/960**

(58) **Field of Search D2/902, 904, 908, D2/909, 911, 914, 916, 920, 946-948, 951-962, 967, 972, 977; 36/7.6, 7.7, 25 R, 31, 59 C, 59 R, 67 B, 67 D, 67 R, 72 R, 114, 127, 129, 131, 132, 134, 135**

(56) **References Cited**

U.S. PATENT DOCUMENTS

354,693 A	12/1886	Dick	
1,650,466 A	11/1927	Righter	
1,988,784 A	* 1/1935	Carrier	
D115,636 S	7/1939	Sperry	
D117,831 S	11/1939	Johnson	
D119,266 S	1/1940	Johnson	
2,580,840 A	1/1952	Rogndal	
3,808,713 A	5/1974	Dassler	
D255,172 S	6/1980	Finn	
D259,823 S	7/1981	Greenlee	
D266,372 S	* 10/1982	Stubblefield	D2/954
D278,851 S	5/1985	Austin	
D281,459 S	11/1985	Parker	
D287,186 S	* 12/1986	Sironi	D2/964
4,831,749 A	5/1989	Tsai	
D305,829 S	* 2/1990	Violi, Jr.	D2/950
D307,817 S	5/1990	Schneider	
D316,627 S	5/1991	Schneider	
D322,153 S	12/1991	Schneider et al.	
D335,572 S	* 5/1993	Peterson	D2/959

D337,428 S	* 7/1993	Allen, III et al.	D2/954
D346,480 S	5/1994	Davidson	
D348,148 S	6/1994	Limauro	
D356,671 S	3/1995	Blanchini	
D362,745 S	10/1995	Skrivanek	
D370,993 S	6/1996	Mangee	
D377,109 S	1/1997	Manfredi	
D389,295 S	1/1998	Kelchak	
D389,995 S	2/1998	Cockrell	
D394,342 S	5/1998	Schneider	
D398,745 S	* 9/1998	Cass	D2/954
D402,451 S	12/1998	Wunsch	
5,845,418 A	12/1998	Chi	
D408,119 S	4/1999	Greenberg	
D408,977 S	5/1999	Greenberg	
D409,361 S	5/1999	Greenberg	
D412,239 S	* 7/1999	Sorofman	D2/959
D412,394 S	8/1999	Loveder	
D414,022 S	9/1999	Lozano	
D414,317 S	9/1999	Lubart	

(List continued on next page.)

Primary Examiner—Celia Murphy

(74) *Attorney, Agent, or Firm*—Marshall A. Lerner, Esq.; Finn T. Simmenssen, Esq.; Kleinberg & Lerner, LLP

(57) **CLAIM**

The ornamental design for a shoe bottom, as shown and described.


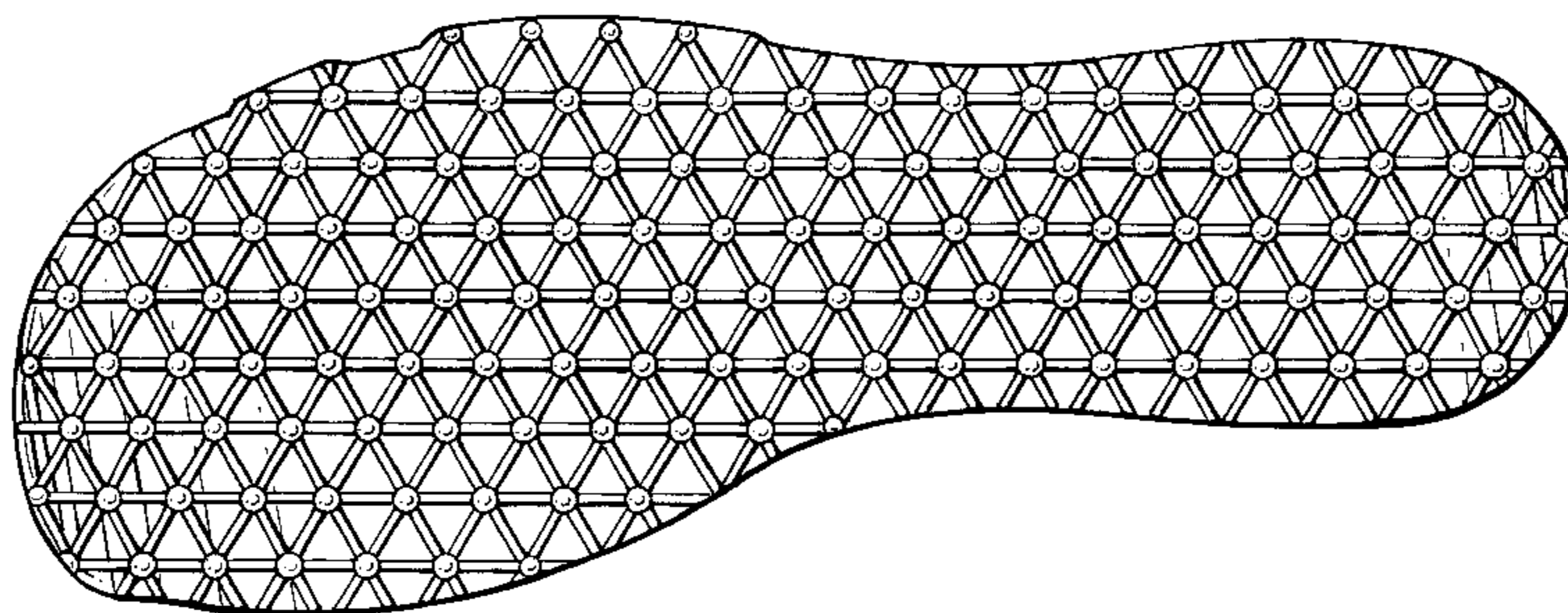
DESCRIPTION

FIG. 1 is a bottom perspective view of a shoe bottom showing our new design; FIG. 2 is a bottom plan view thereof; FIG. 3 is a right side elevational view thereof; FIG. 4 is a left elevational view thereof; FIG. 5 is a front elevational view thereof; and, FIG. 6 is a rear elevational view.

The broken lines showing the upper in the figures are for illustrative purposes only and form no part of the claimed design. The circular shapes in FIGS. 1, 2, 5, & 6 are understood to represent semi-spherical shapes when viewed from the sides.

Any unshaded portions of the interior surfaces of the shoe bottom do not form any part of the claimed design.

1 Claim, 3 Drawing Sheets



US D463,901 S

Page 2

U.S. PATENT DOCUMENTS

D415,609 S	10/1999	Hlavacs	D445,243 S	7/2001	Cockrell
D421,831 S	3/2000	McDowell	D446,914 S	8/2001	Cockrell
D424,793 S	5/2000	Lubart	D446,915 S	8/2001	Cockrell
D433,558 S	* 11/2000	Matis et al. D2/959	D446,916 S	8/2001	Cockrell
D433,792 S	11/2000	Cockrell	D447,326 S	9/2001	Cockrell

* cited by examiner

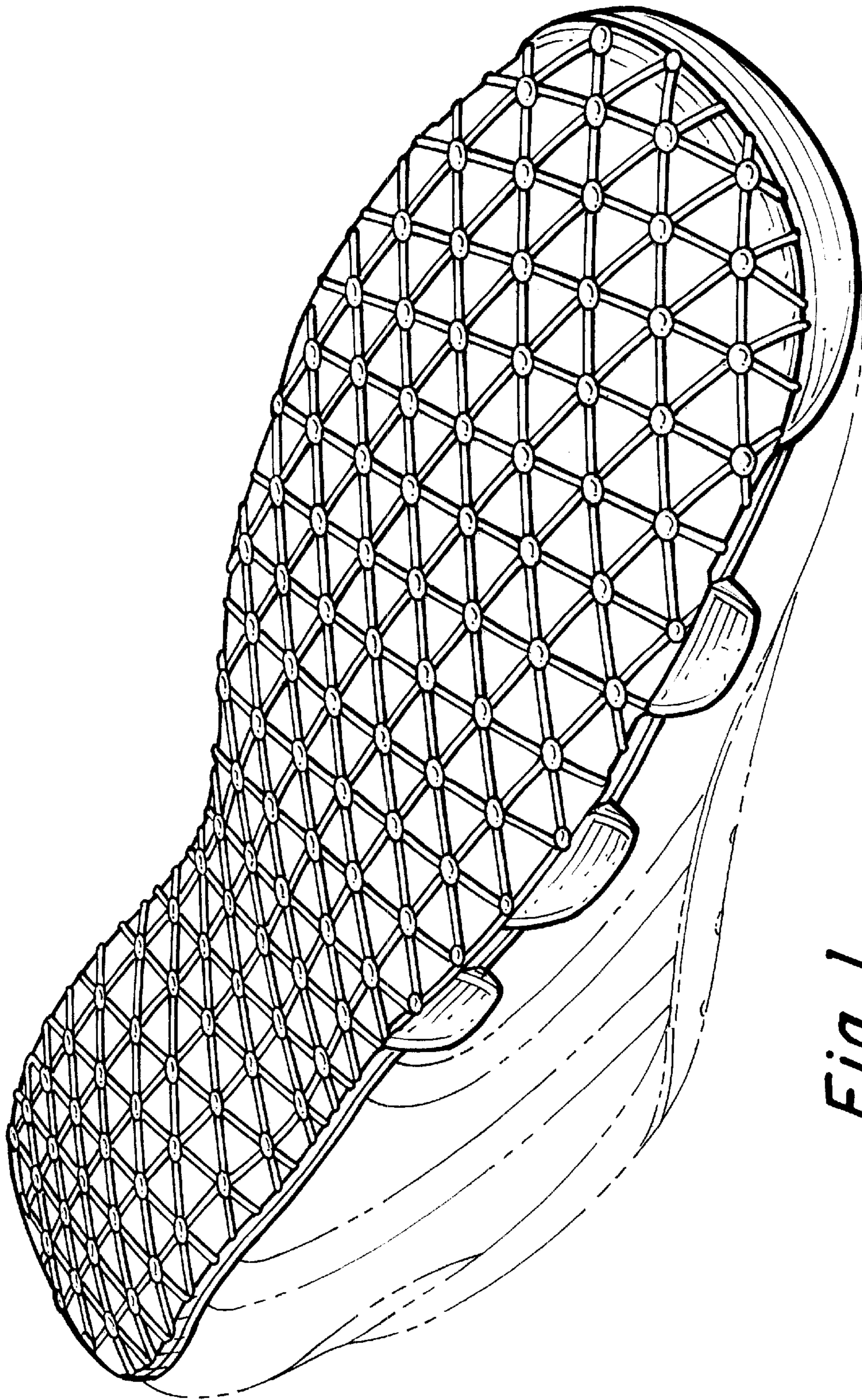


Fig. 1.

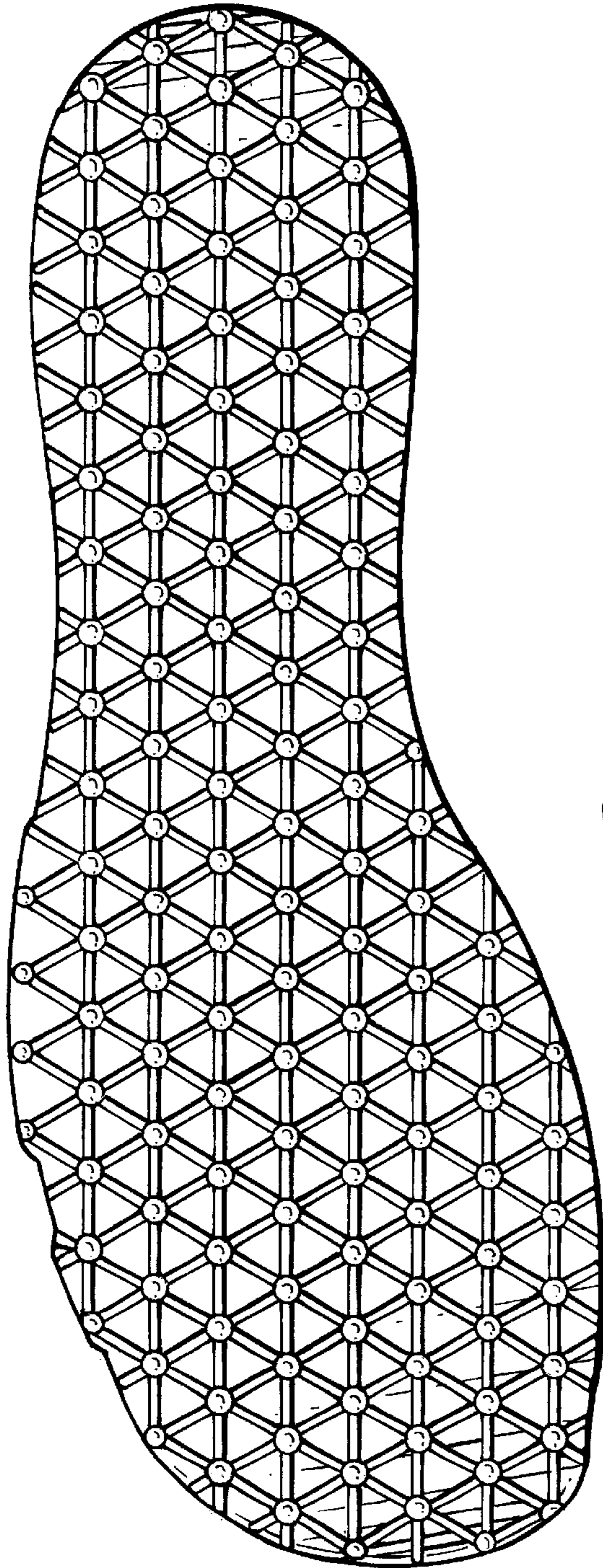


Fig. 2.




Fig. 3.

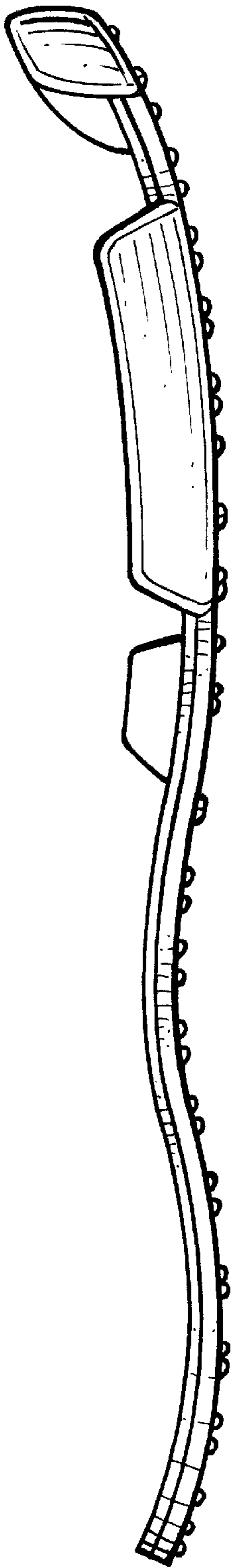


Fig. 4.

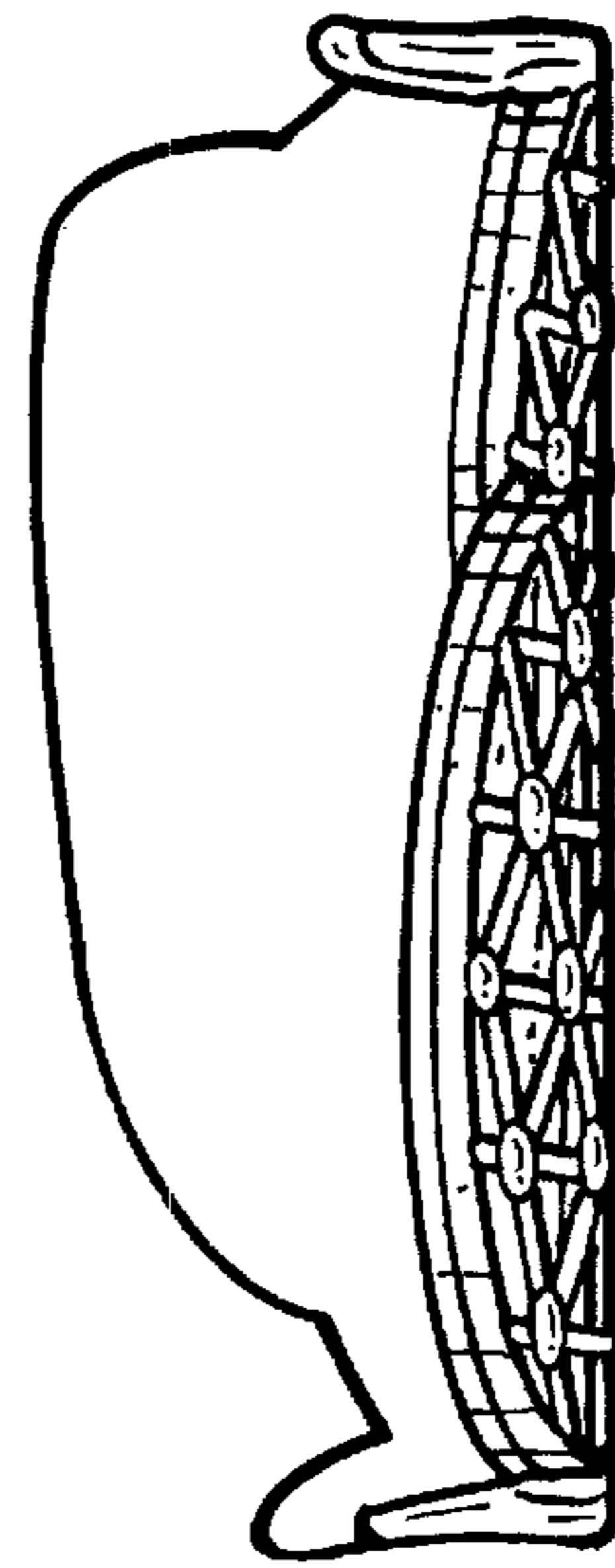


Fig. 6.

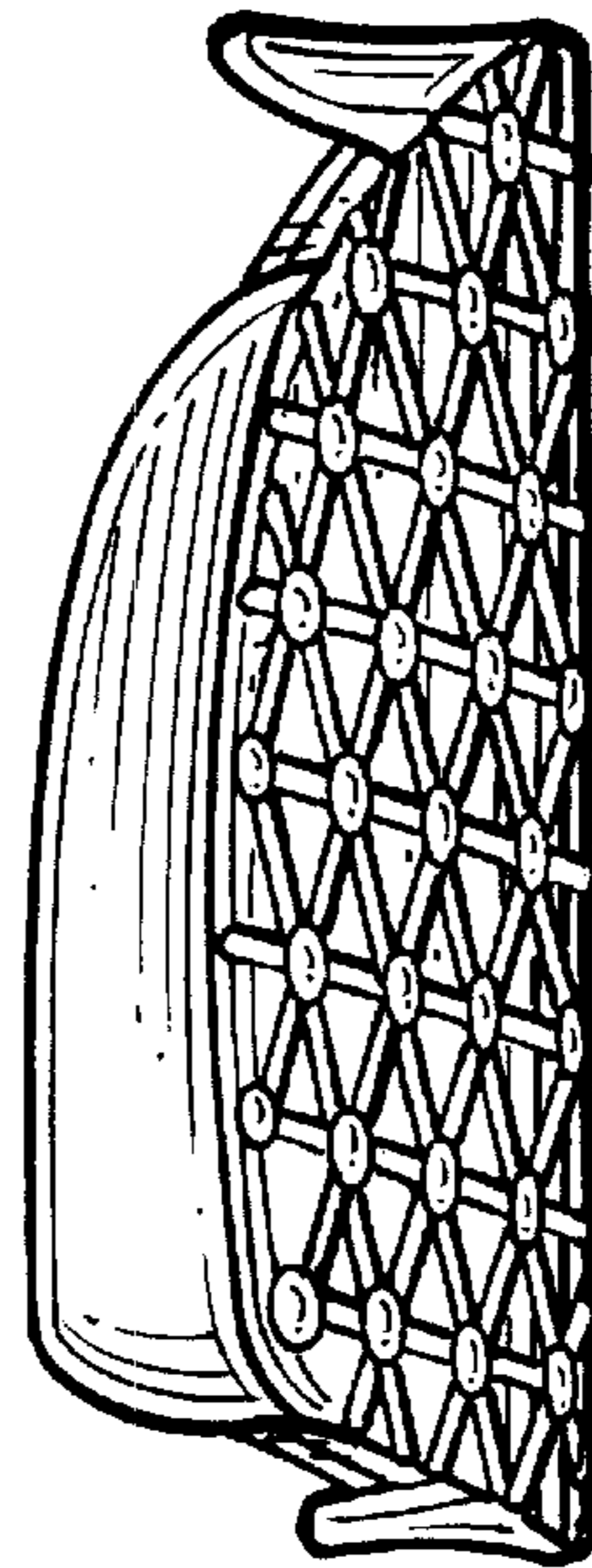


Fig. 5.