



US00D463899S

(12) **United States Design Patent**
Young et al.

(10) **Patent No.:** **US D463,899 S**

(45) **Date of Patent:** **** Oct. 8, 2002**

(54) **HEADBAND**

(76) Inventors: **Martha J. Young**, 3501 35th Ave., #7,
Oakland, CA (US) 94619; **Johnny L. Burnett**, 3507 Cutting Blvd.,
Richmond, CA (US) 94804

(**) Term: **14 Years**

(21) Appl. No.: **29/156,773**

(22) Filed: **Mar. 8, 2002**

(51) **LOC (7) Cl.** **02-03**

(52) **U.S. Cl.** **D2/875; D2/894**

(58) **Field of Search** D2/500, 501, 865,
D2/894, 600, 875, 877; 2/171, 68, 181,
195.1, 195.7, 174, 207, 200.1, 213

(56) **References Cited**

U.S. PATENT DOCUMENTS

1,780,887	A	*	11/1930	Thornburgh	2/195.7
1,874,879	A	*	8/1932	Brosch	2/68
2,167,228	A	*	7/1939	Wood	2/207
D117,864	S	*	11/1939	Bushwick	D2/865
2,336,356	A	*	12/1943	Harding	2/204
2,468,937	A	*	5/1949	McCaffrey	2/68 X

2,665,427	A	*	1/1954	Street et al.	2/195.7
2,806,224	A	*	9/1957	Kursh	2/174
3,587,144	A		6/1971	McCourtie		
D338,099	S		8/1993	Gentile		
D352,375	S		11/1994	Satterwhite		
D378,948	S		4/1997	Ragus		

* cited by examiner

Primary Examiner—Paula A. Mortimer

(74) *Attorney, Agent, or Firm*—Richard C. Litman

(57) **CLAIM**


The ornamental design for a headband, as shown and described.

DESCRIPTION

FIG. 1 is an environmental front perspective view of a first embodiment of a headband showing my new design; FIG. 2 is a front perspective view thereof; and, FIG. 3 is a front perspective view of a second embodiment thereof.

The broken line showing of the human figure in FIG. 1 and the inside of the rear of the headband in FIGS. 2 and 3 is for illustrative purposes only and forms no part of the claimed design.

1 Claim, 3 Drawing Sheets






Fig. 1

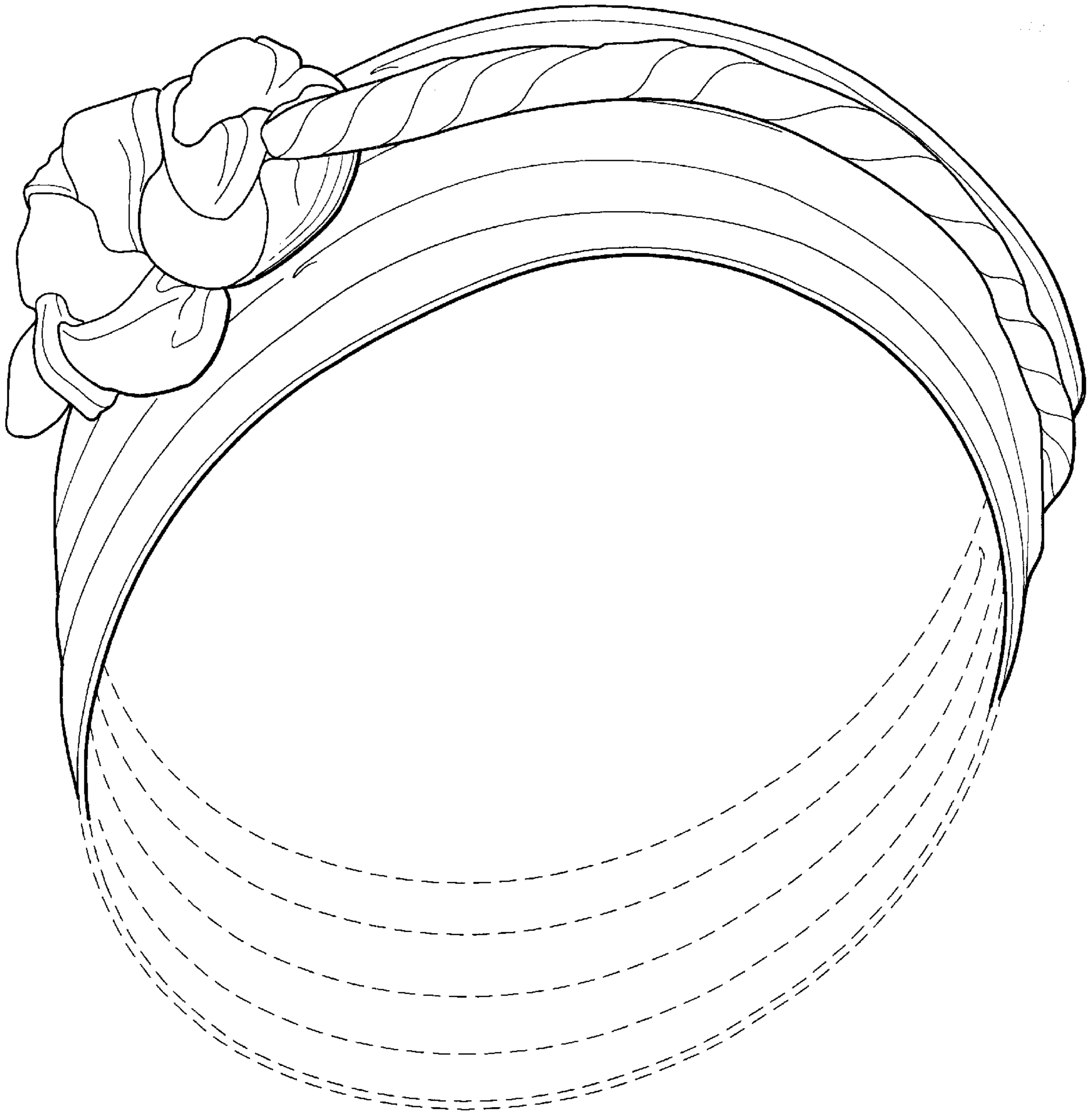


Fig. 2

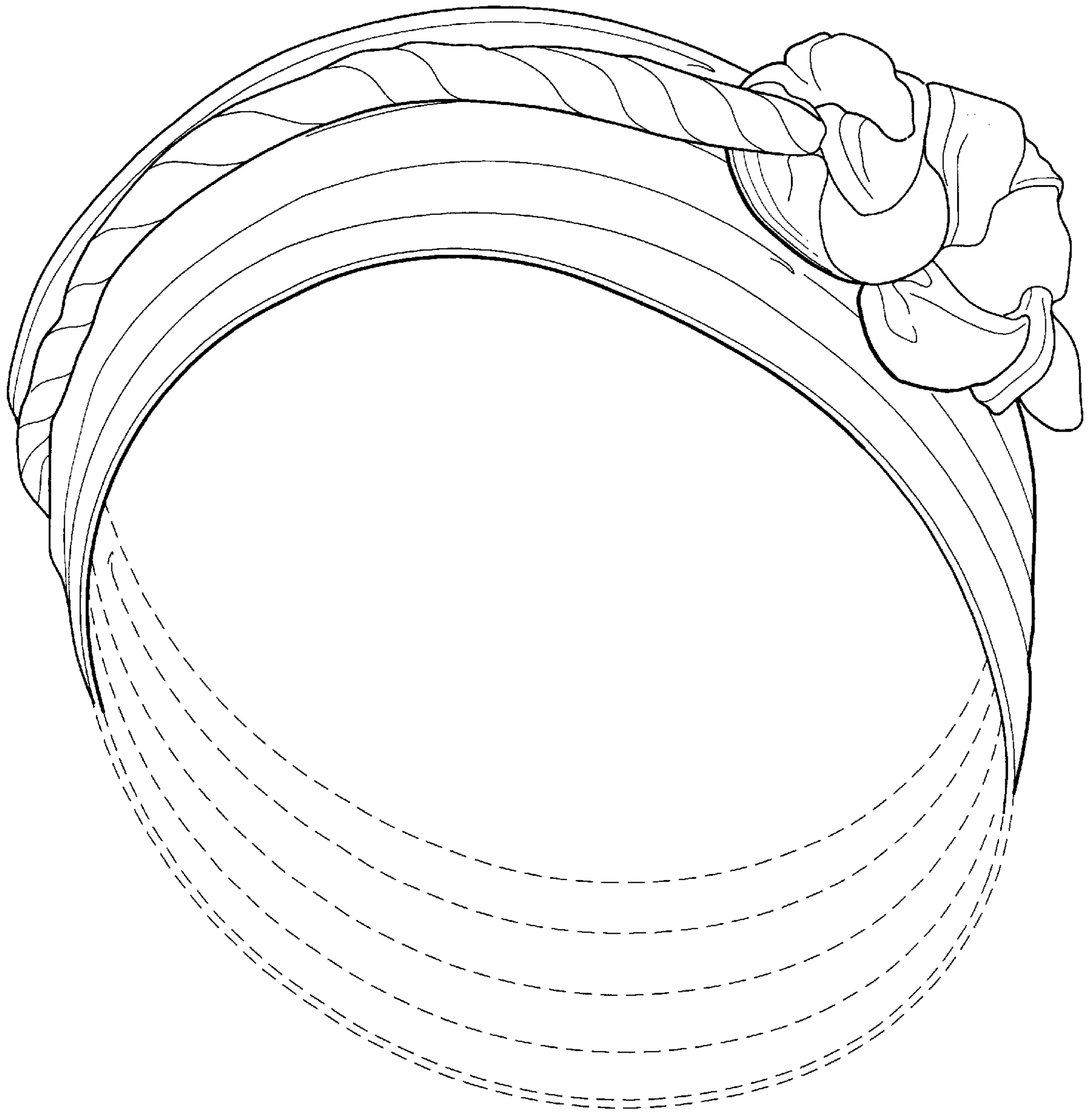


Fig. 3