



US00D463886S

(12) **United States Design Patent**  
**Cantu, Jr.**

(10) **Patent No.:** **US D463,886 S**

(45) **Date of Patent:** **\*\* Oct. 1, 2002**

(54) **SHIN AND KNEE GUARD**

(76) Inventor: **Hector Cantu, Jr.**, 5801 W. Business Hwy. 83, #20, Harlingen, TX (US) 78552

(\*\*) Term: **14 Years**

(21) Appl. No.: **29/153,710**

(22) Filed: **Jan. 14, 2002**

(51) **LOC (7) Cl.** ..... **08-07**

(52) **U.S. Cl.** ..... **D29/121.1**

(58) **Field of Search** ..... D29/100, 120.1, D29/121.1, 122; 2/22, 24, 62, 267, 311; D24/190; 36/2 R, 2 A, 2 B, 70 R, 72 R; D6/601; 5/621, 624, 648

(56) **References Cited**

**U.S. PATENT DOCUMENTS**

3,735,419 A *	5/1973	Byrd	.....	2/22
D297,178 S *	8/1988	Jurga	.....	D29/121.1
5,594,954 A *	1/1997	Huang	.....	2/24
5,634,211 A *	6/1997	Chen	.....	2/24 X
D449,715 S *	10/2001	Wolf	.....	D29/121.1

\* cited by examiner

*Primary Examiner*—Doris Clark  
*Assistant Examiner*—Robert A. Delehanty

(57) **CLAIM**

The ornamental design for a shin and knee guard, as shown and described.

**DESCRIPTION**

FIG. 1 is a front elevation view of a shin and knee guard showing my new design;

FIG. 2 is a rear elevational view thereof;

FIG. 3 is a side view, taken from the left side of FIG. 1;

FIG. 4 is a side view, taken from the right side of FIG.1;

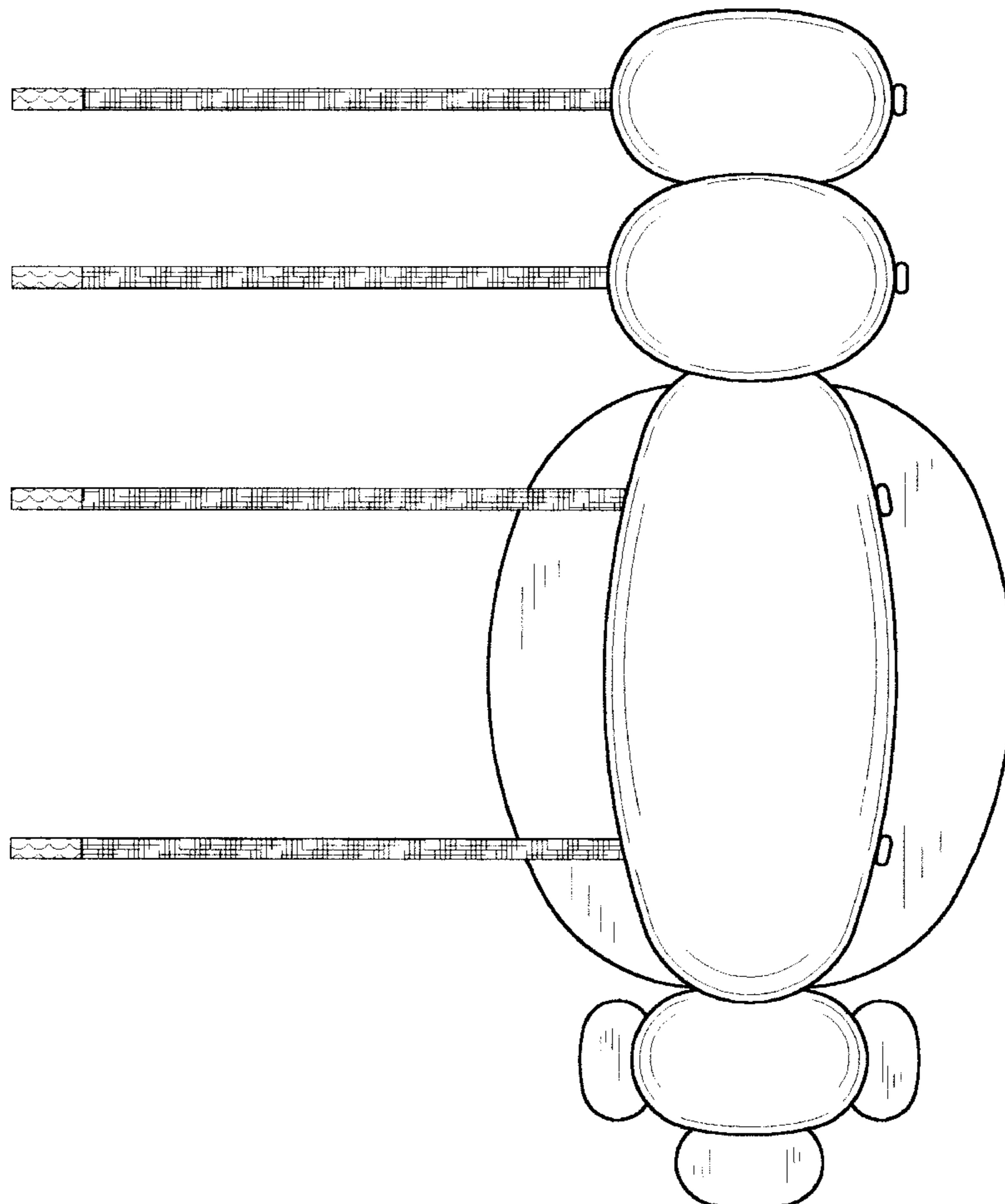
FIG. 5 is a top plan view thereof; and

FIG. 6 is a bottom plan view thereof; and,

FIG. 7 is a front elevation view of a shin and knee guard shown on a reduced scale with a like guard in condition of use thereof.

The broken line showing the lower body of a person wearing my invention in FIG. 7 is for illustrative purposes only and forms no part of the claimed design.

**1 Claim, 5 Drawing Sheets**



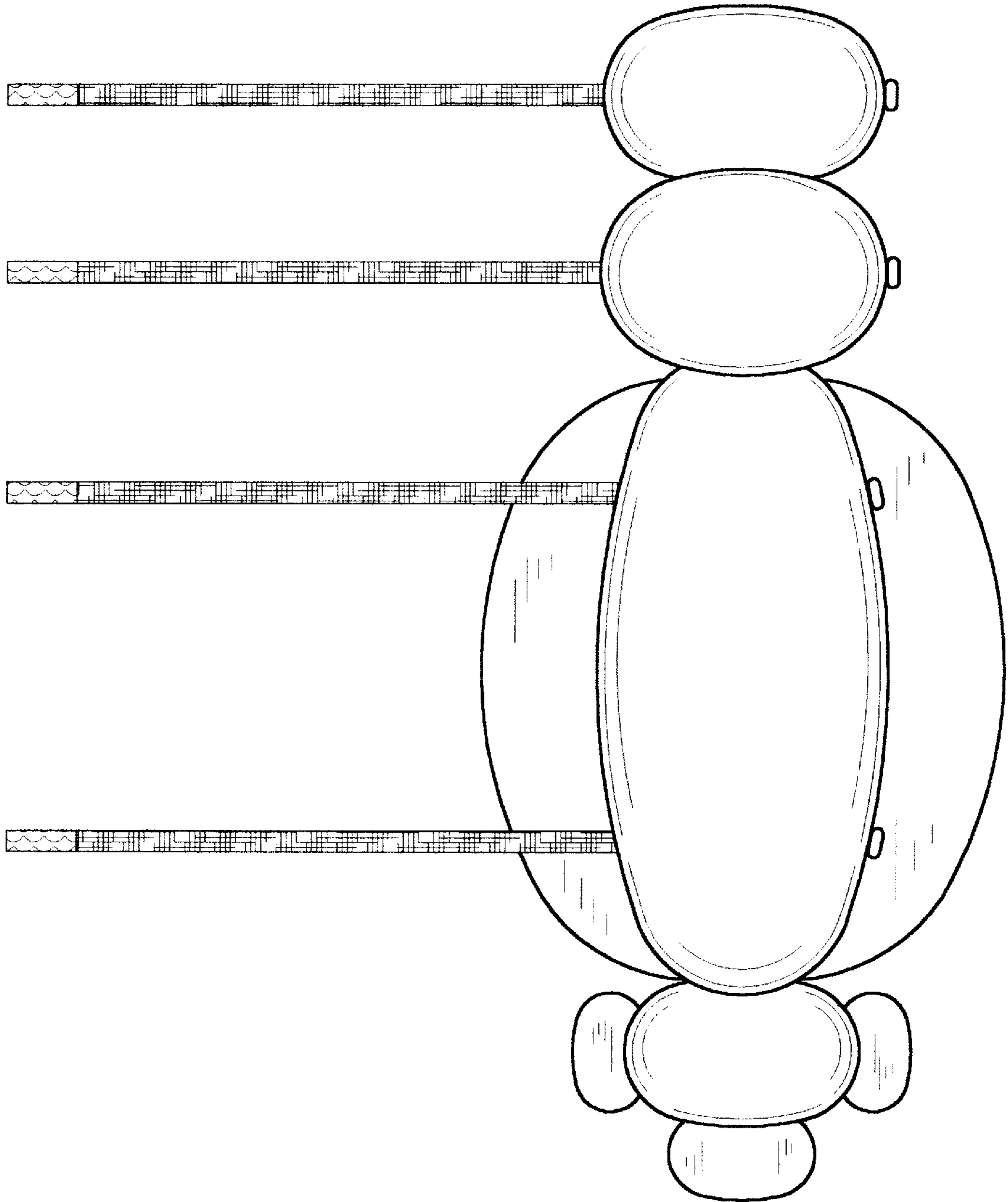


FIG. 1

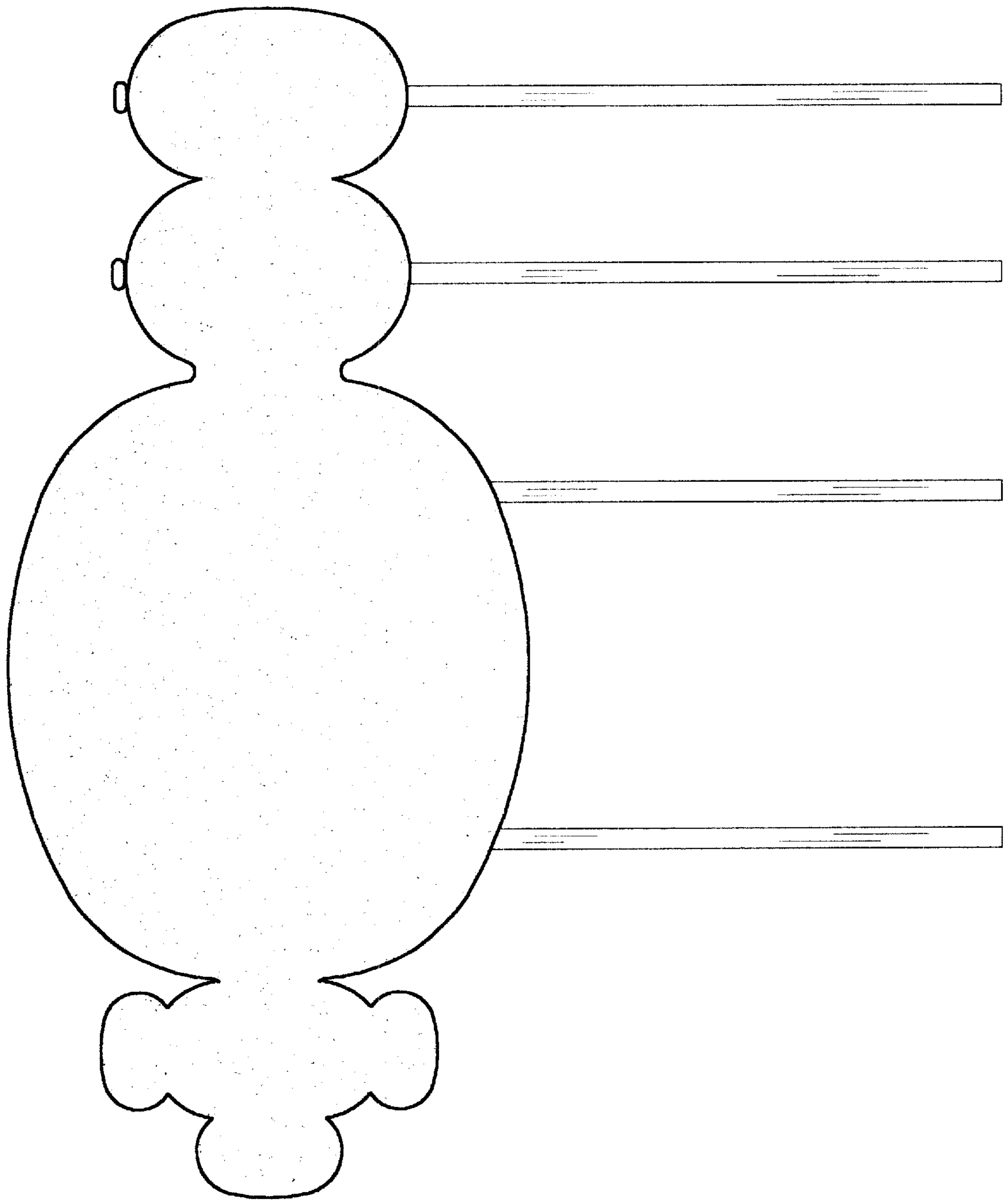


FIG. 2




FIG. 3




FIG. 4

FIG. 5

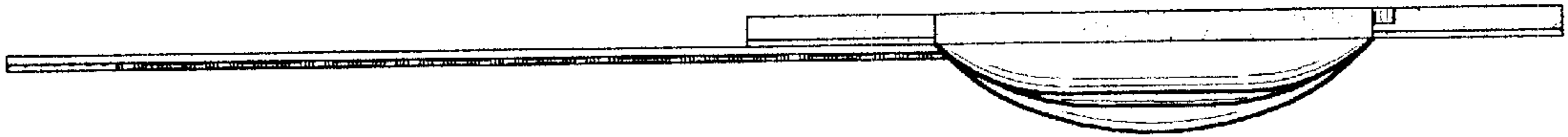


FIG. 6



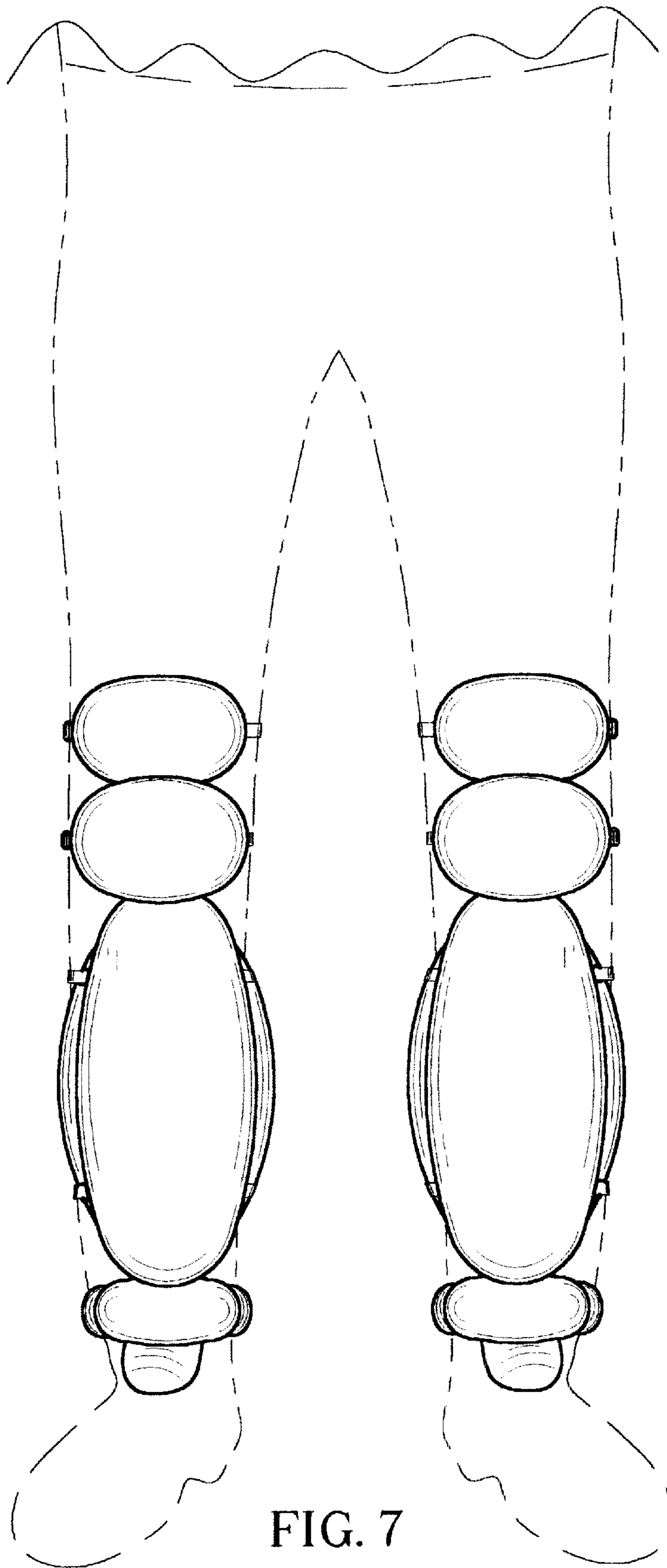


FIG. 7