

US00D463880S

(12)

United States Design Patent
Luedecke et al.

(10) Patent No.:

US D463,880 S

(45) Date of Patent:

**** Oct. 1, 2002**

(54) **RECEPTACLE**

D397,496 S 8/1998 Luedecke
6,186,355 B1 2/2001 Luedecke

(75) Inventors: **Carol Luedecke**, deceased, late of Destin, FL (US), by John E. Luedecke, personal representative; **John E. Luedecke**, Destin, FL (US); **Dill Beaty**, Destin, FL (US)

OTHER PUBLICATIONS

U.S. patent application Ser. No. 29/137,411, Luedecke, et al., filed Feb. 20, 2001.

(73) Assignee: **DCI Marketing, Inc.**, Milwaukee, WI (US)

Primary Examiner—Jennifer Rivard
(74) *Attorney, Agent, or Firm*—Foley & Lardner

(**) Term: **14 Years**

(57) **CLAIM**

(21) Appl. No.: **29/152,170**
(22) Filed: **Dec. 14, 2001**

We claim the ornamental design for a receptacle, substantially as shown and described.

Related U.S. Application Data

DESCRIPTION

(62) Division of application No. 29/137,411, filed on Feb. 20, 2001, now Pat. No. Des. 455,519.
(51) **LOC (7) Cl.** **27-03**
(52) **U.S. Cl.** **D27/122**
(58) **Field of Search** D27/102, 106, D27/107, 122–124, 118; 131/231, 235.1, 242; 220/576, 676; D9/545, 546, 548, 559

FIG. 1 is a perspective view of the receptacle according to an exemplary embodiment.
FIG. 2 is a side elevation view of the receptacle.
FIG. 3 is a front elevation view of the receptacle; and,
FIG. 4 is a top plan view of the receptacle.

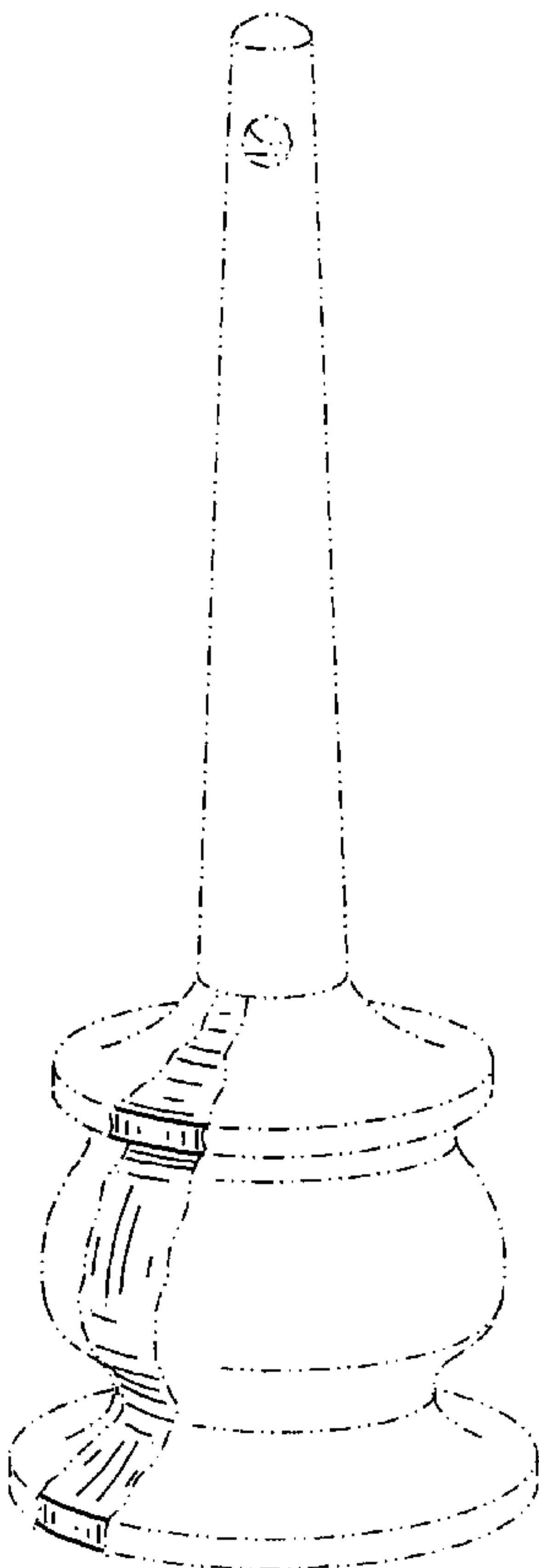
The broken lines immediately adjacent the shaded areas represent the bounds of the claim and all other broken lines are for illustrative purposes only. None of the broken lines form a part of the claimed design.

(56) **References Cited**

U.S. PATENT DOCUMENTS

D389,600 S 1/1998 Luedecke

1 Claim, 1 Drawing Sheet



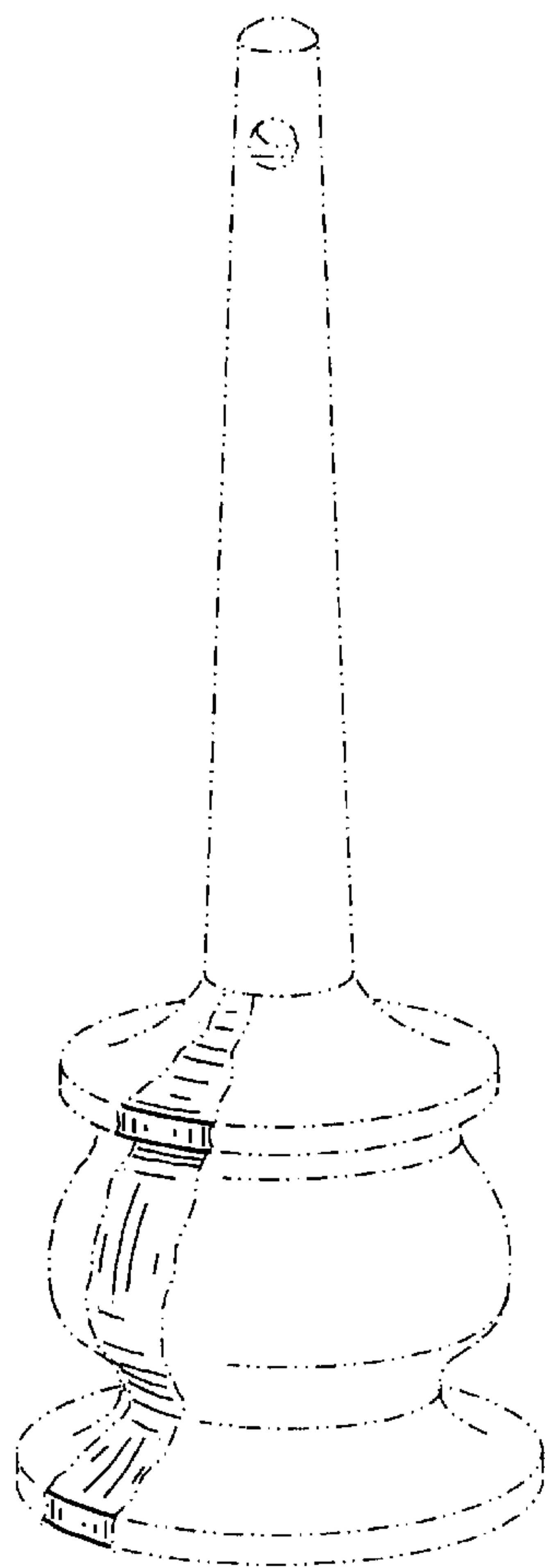


FIG. 1

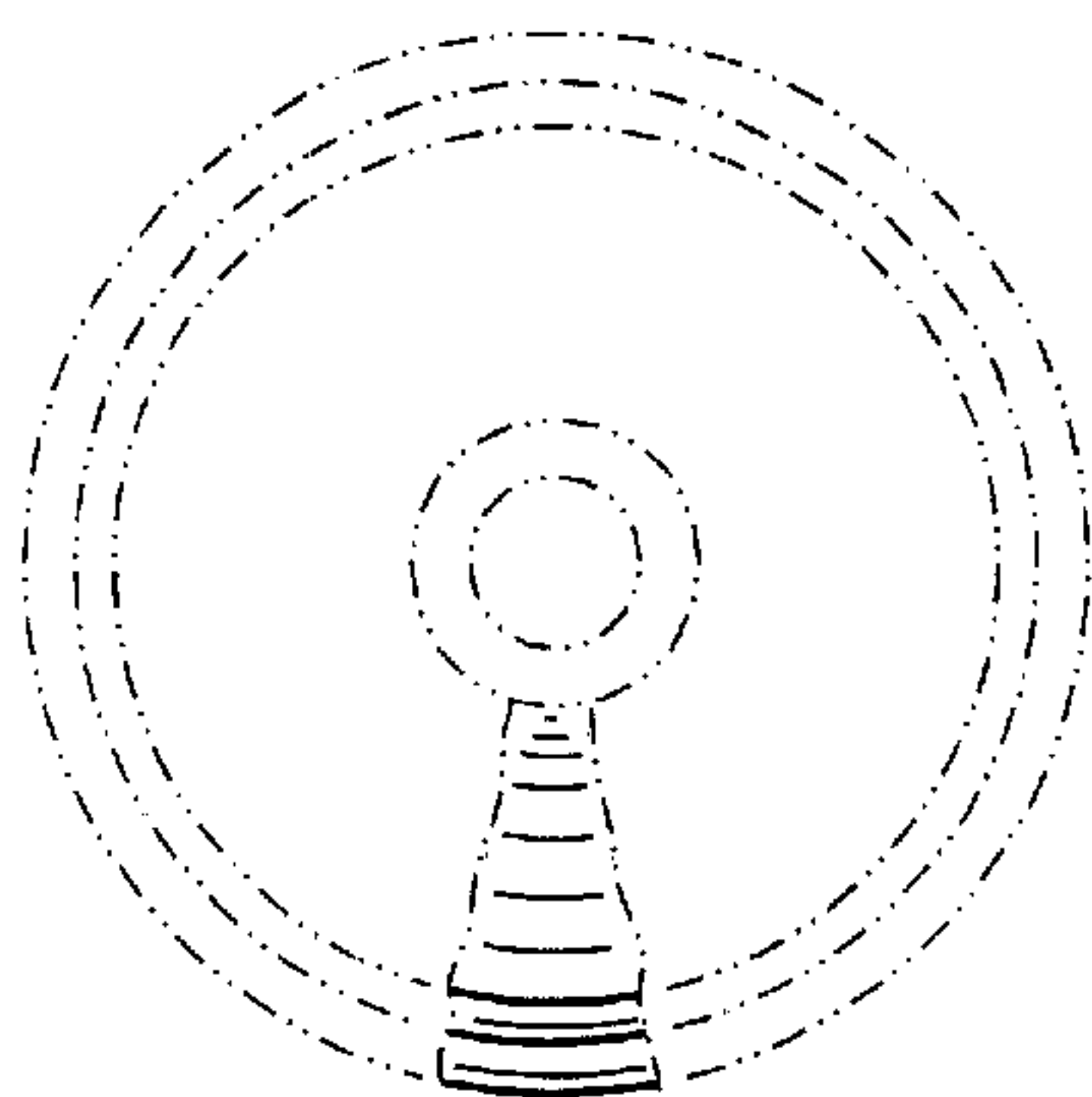


FIG. 4

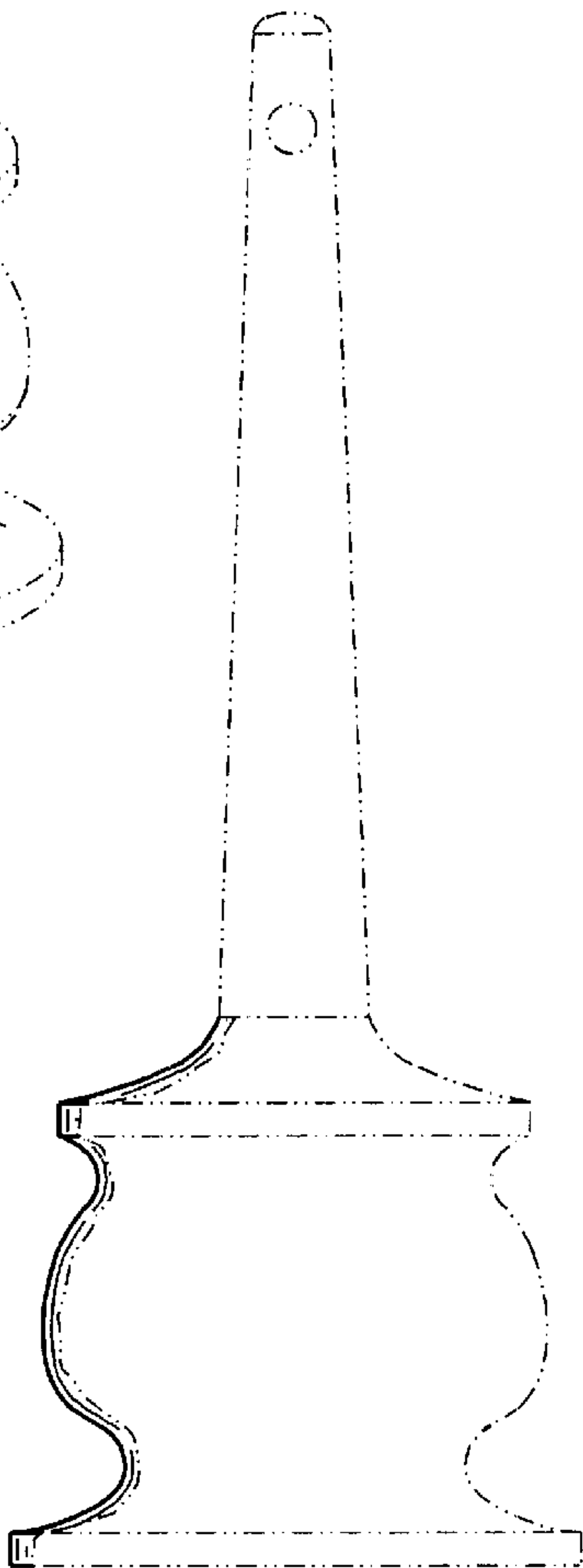


FIG. 2

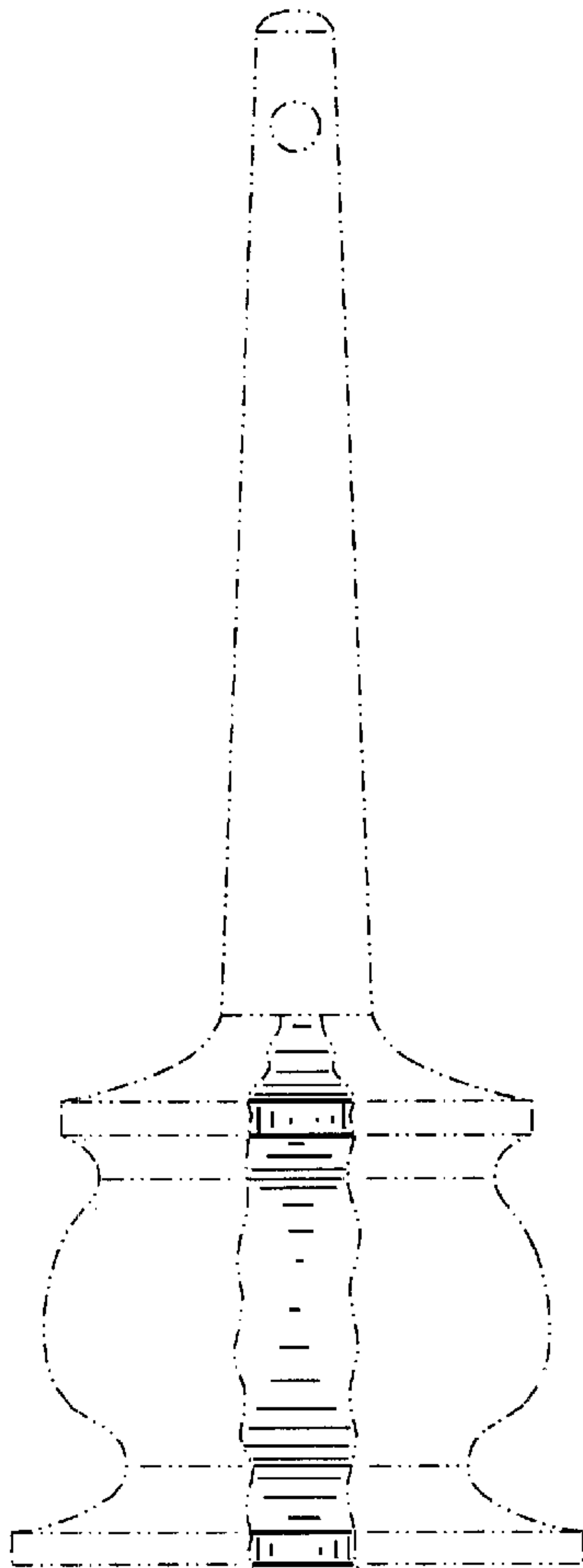


FIG. 3