



US00D463874S

(12) **United States Design Patent**
Frasher et al.

(10) **Patent No.:** **US D463,874 S**

(45) **Date of Patent:** **** Oct. 1, 2002**

(54) **UPPER TAILLIGHT TO AN AUTOMOBILE**

D406,912 S * 3/1999 Sacco et al. D26/28
D455,509 S * 4/2002 Schroeder et al. D26/28

(75) Inventors: **Doug Frasher**, Newbury Park, CA
(US); **Peter Horbury**, Göteborg (SE);
Carl-Inge Magnusson, Surte (SE);
Andreas Nilsson, Kungälv (SE)

* cited by examiner

(73) Assignee: **Ford Global Technologies, Inc.**,
Dearborn, MI (US)

Primary Examiner—Marcus A. Jackson
(74) *Attorney, Agent, or Firm*—Young & Thompson

(**) Term: **14 Years**

(57) **CLAIM**

(21) Appl. No.: **29/152,495**

The ornamental design for an upper taillight to an automobile, as shown.

(22) Filed: **Dec. 26, 2001**

DESCRIPTION

(30) **Foreign Application Priority Data**

Jul. 4, 2001 (SE) 01-1116

FIG. 1 is a front view of an upper taillight to an automobile, showing our new design;

(51) **LOC (7) Cl.** **26-06**

FIG. 2 is a rear view thereof;

(52) **U.S. Cl.** **D26/28**

FIG. 3 is a front perspective view thereof;

(58) **Field of Search** D26/28-36; 362/61,
362/80, 83.4, 267, 269, 275, 278, 327,
328, 329, 330-340

FIG. 4 is a left side view thereof;

FIG. 5 is a right side view thereof;

FIG. 6 is a top view thereof; and,

FIG. 7 is a bottom view thereof.

(56) **References Cited**

U.S. PATENT DOCUMENTS

D400,273 S * 10/1998 Manske D26/28

1 Claim, 7 Drawing Sheets






FIG. 1




FIG. 2




FIG. 3




FIG. 4




FIG. 5




FIG. 6



FIG. 7