



US00D463871S

(12) **United States Design Patent** (10) **Patent No.:** **US D463,871 S**
Yamaguchi et al. (45) **Date of Patent:** **** Oct. 1, 2002**

(54) **TAIL LIGHT FOR TWO-WHEELED MOTOR VEHICLES**

D452,923 S * 1/2002 Kim D26/28

* cited by examiner

(75) Inventors: **Seiji Yamaguchi, Wako (JP); Masamoto Ito, Wako (JP)**

Primary Examiner—Marcus A. Jackson
(74) *Attorney, Agent, or Firm*—Arent Fox Kintner Plotkin & Kahn, PLLC

(73) Assignee: **Honda Giken Kogyo Kabushiki Kaisha, Tokyo (JP)**

(57) **CLAIM**

(**) Term: **14 Years**

The ornamental design for a tail light for two-wheeled motor vehicles, as shown and described.

(21) Appl. No.: **29/149,975**

DESCRIPTION

(22) Filed: **Oct. 25, 2001**

(30) **Foreign Application Priority Data**

Apr. 26, 2001 (JP) 2001-012163

(51) **LOC (7) Cl.** **26-04**

(52) **U.S. Cl.** **D26/28**

(58) **Field of Search** D26/28-36; 362/459, 362/485, 487, 493, 498, 499, 507, 512, 520, 540, 541, 542, 543, 546, 549

FIG. 1 is a front view of a tail light for a two-wheeled motor vehicle showing my new design.
FIG. 2 is a rear view thereof.
FIG. 3 is a left side view thereof.
FIG. 4 is a right side view thereof.
FIG. 5 is a plan view thereof.
FIG. 6 is a bottom view thereof.
FIG. 7 is a perspective view thereof seen from the front right side; and,
FIG. 8 is a perspective view thereof seen from the front left side.

(56) **References Cited**

U.S. PATENT DOCUMENTS

D436,676 S * 1/2001 Moore D26/28

1 Claim, 4 Drawing Sheets




FIG. 1




FIG. 2

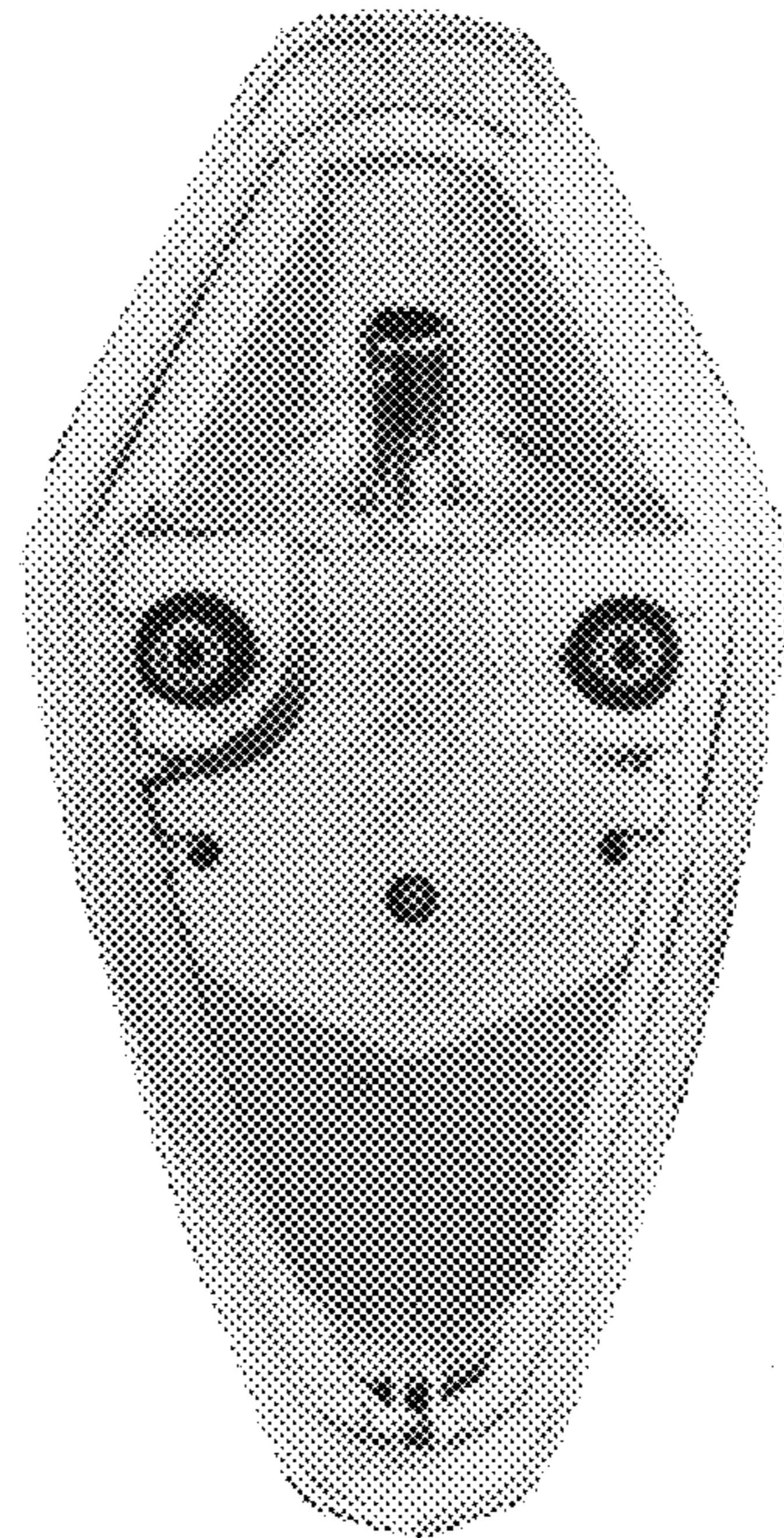


FIG.3




FIG.4




FIG.5




FIG.6




FIG.7



FIG.8

