



US00D463856S

(12) **United States Design Patent**
Leslie

(10) **Patent No.:** **US D463,856 S**

(45) **Date of Patent:** **** Oct. 1, 2002**

(54) **CAR MOTIF FAN**

(76) **Inventor:** **Thomas A. Leslie**, 5910 Carrollton Ave., Indianapolis, IN (US) 46220

(**) **Term:** **14 Years**

(21) **Appl. No.:** **29/130,739**

(22) **Filed:** **Oct. 10, 2000**

(51) **LOC (7) Cl.** **23-04**

(52) **U.S. Cl.** **D23/382**

(58) **Field of Search** D23/381, 382, D23/378, 411, 328; 416/246 R, 247 R; 248/676; 392/365-369; D21/533, 548, 549, 550, 433; D12/92

(56) **References Cited**

U.S. PATENT DOCUMENTS

- D314,048 S * 1/1991 Leon, Jr. D23/382
- D352,775 S * 11/1994 Radtke D23/382
- D391,346 S * 2/1998 Litvin D23/382
- D399,173 S * 10/1998 Herner et al. D21/533

D408,456 S * 4/1999 Brennan D21/550

* cited by examiner

Primary Examiner—Lisa Lichtenstein

(74) *Attorney, Agent, or Firm*—Robert A. Spray, Patent Attorney

(57) **CLAIM**



The ornamental design for a “car motif fan”, as shown and described.

DESCRIPTION

FIG. 1 is a front elevation view of the inventive design; FIG. 2 is a rear elevation view thereof; FIG. 3 is a left side elevation view thereof; FIG. 4 is a right side elevation view thereof; FIG. 5 is a top view thereof; FIG. 6 is a bottom view thereof; and, FIG. 7 is a pictorial view thereof.

The broken-lines showing of environmental structure in FIGS. 1-7 is for illustrative purposes only and forms no part of the claimed design.

1 Claim, 7 Drawing Sheets






Fig. 1




Fig. 2




Fig. 3




Fig. 4

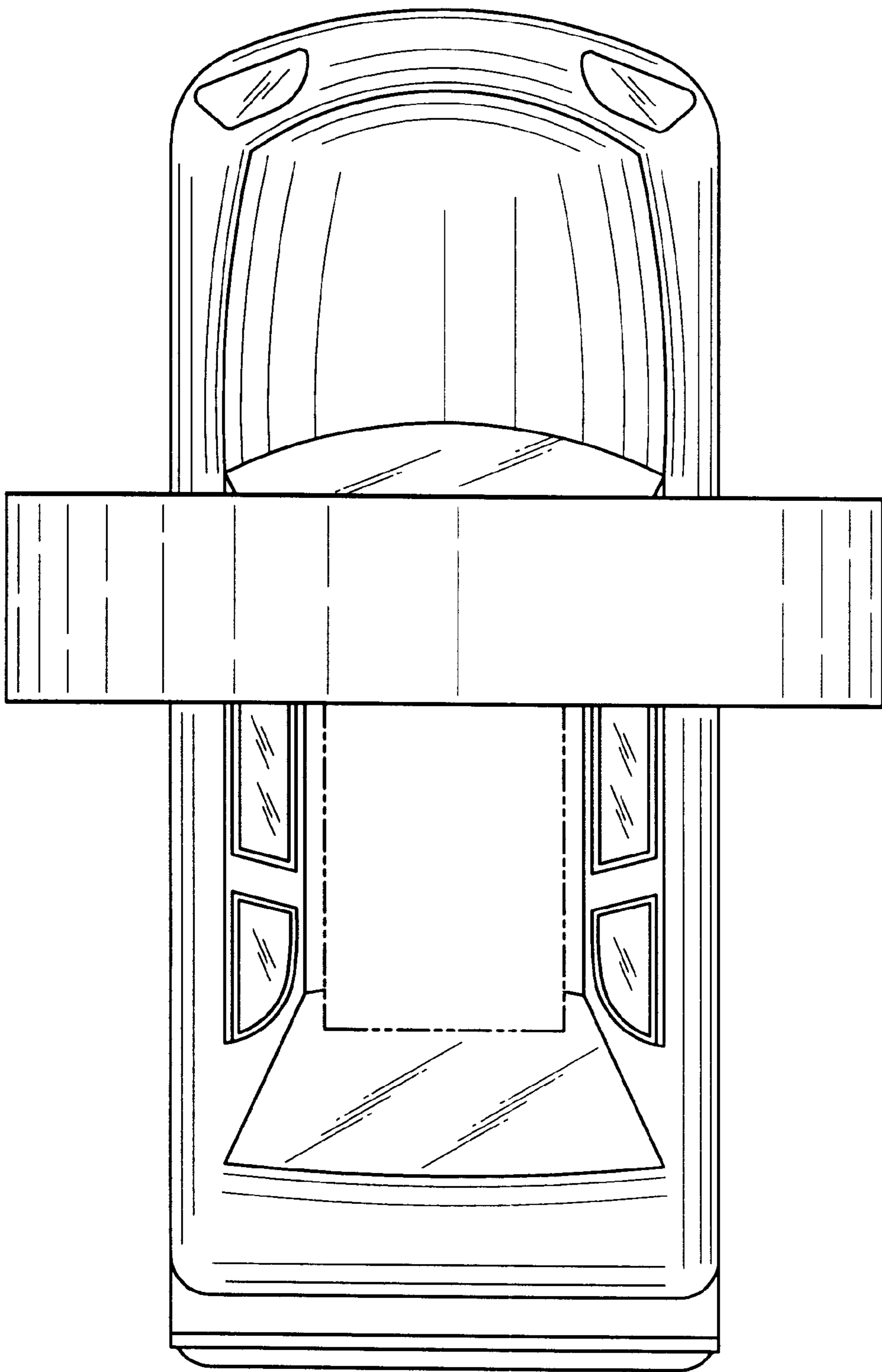


Fig. 5

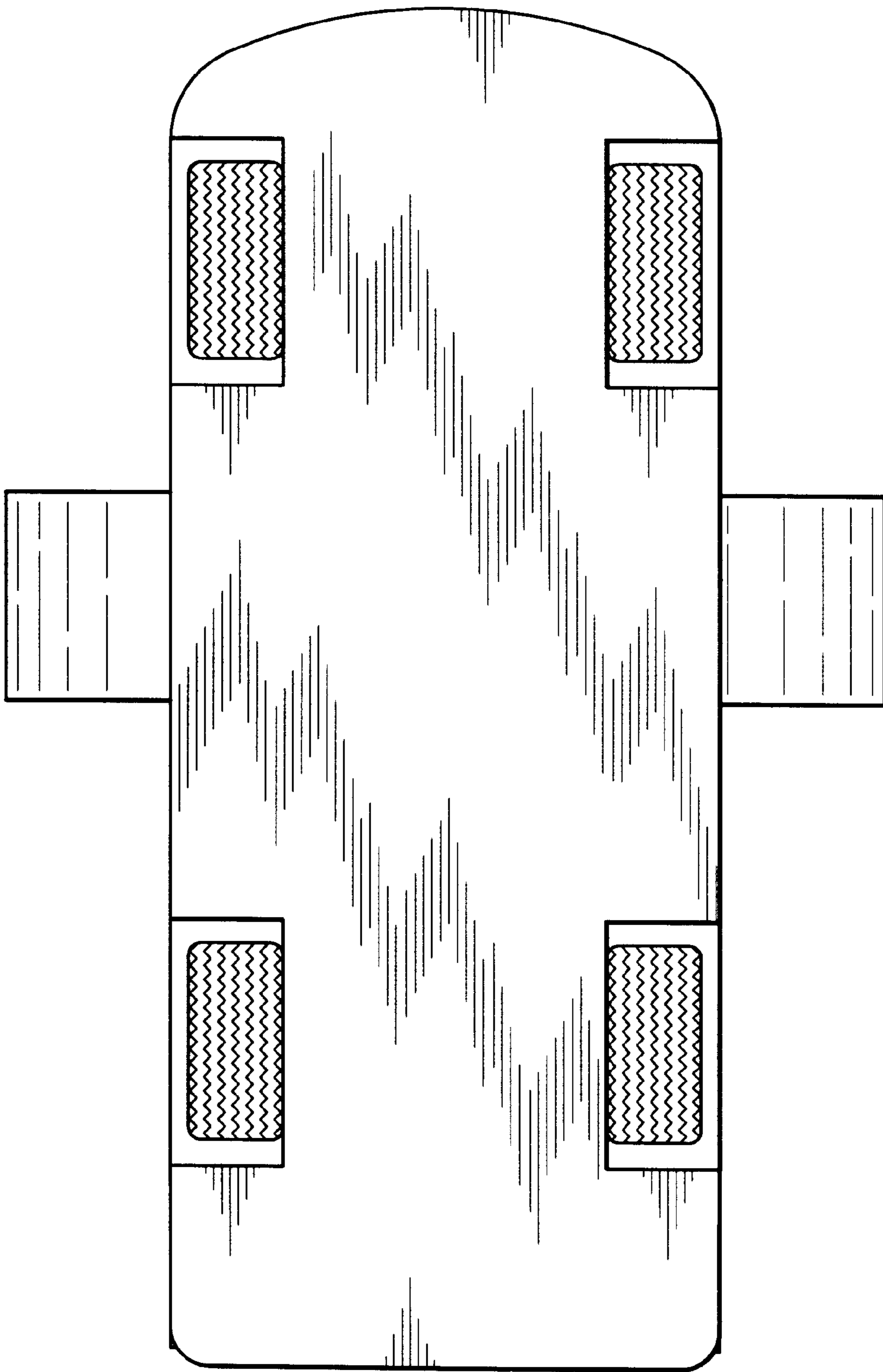


Fig. 6




Fig. 7