



US00D463855S

(12) **United States Design Patent** (10) **Patent No.:** **US D463,855 S**
Sherman et al. (45) **Date of Patent:** **** Oct. 1, 2002**

(54) **STAND WITH A BASE AND A MOTOR HOUSING FOR A FAN**

D414,858 S * 10/1999 Litvin et al. D23/378

* cited by examiner

(75) Inventors: **Roger Sherman**, Jamaica Plain, MA (US); **Sam Chen**, Tai Chung (TW)

Primary Examiner—Lisa Lichtenstein
(74) *Attorney, Agent, or Firm*—Mirick, O’Connell, DeMallie & Lougee, LLP

(73) Assignee: **Tensor Corporation**, Chelsea, MA (US)

(57) **CLAIM**

(**) Term: **14 Years**

The ornamental design for a stand with a base and a motor housing for a fan, as shown and described.

(21) Appl. No.: **29/147,401**

DESCRIPTION

(22) Filed: **Aug. 28, 2001**

FIG. 1 is a perspective view of a stand with a base and a motor housing for a fan;

(51) **LOC (7) Cl.** **23-04**

FIG. 2 is a front elevation view thereof;

(52) **U.S. Cl.** **D23/378**

FIG. 3 is a rear elevation view thereof;

(58) **Field of Search** D23/378, 370, D23/411; 416/244 R, 247 R, 246 R; 248/676

FIG. 4 is a side elevation view thereof;

FIG. 5 is a top plan view thereof; and,

FIG. 6 is a bottom plan view thereof.

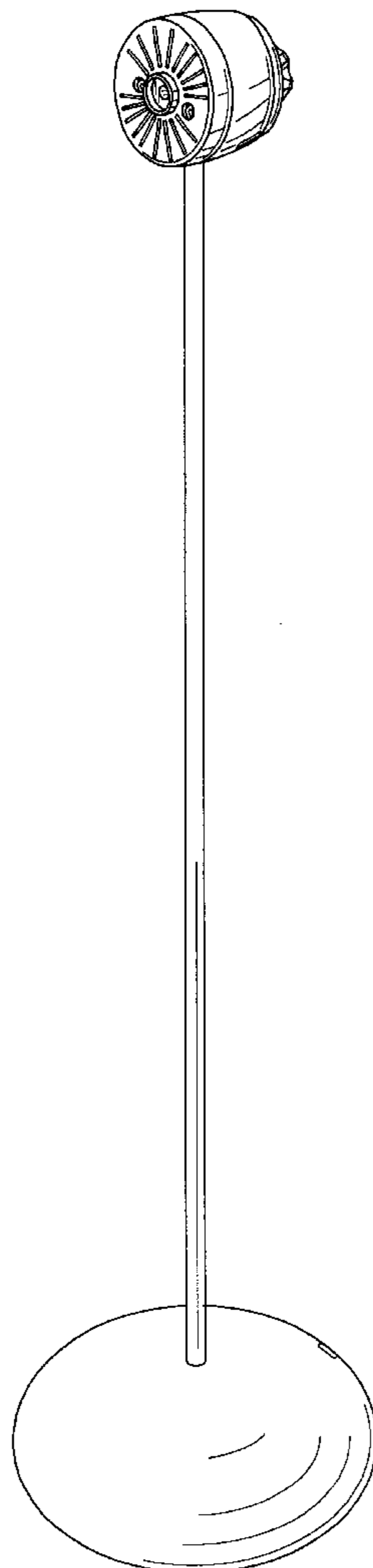
(56) **References Cited**

The broken line showing of environmental structure in FIGS. 1–5 is for illustrative purposes only and forms no part of the claimed design.

U.S. PATENT DOCUMENTS

2,542,735 A * 2/1951 Viewegh 416/247 R
D307,470 S * 4/1990 Utsuki et al. D23/378

1 Claim, 2 Drawing Sheets



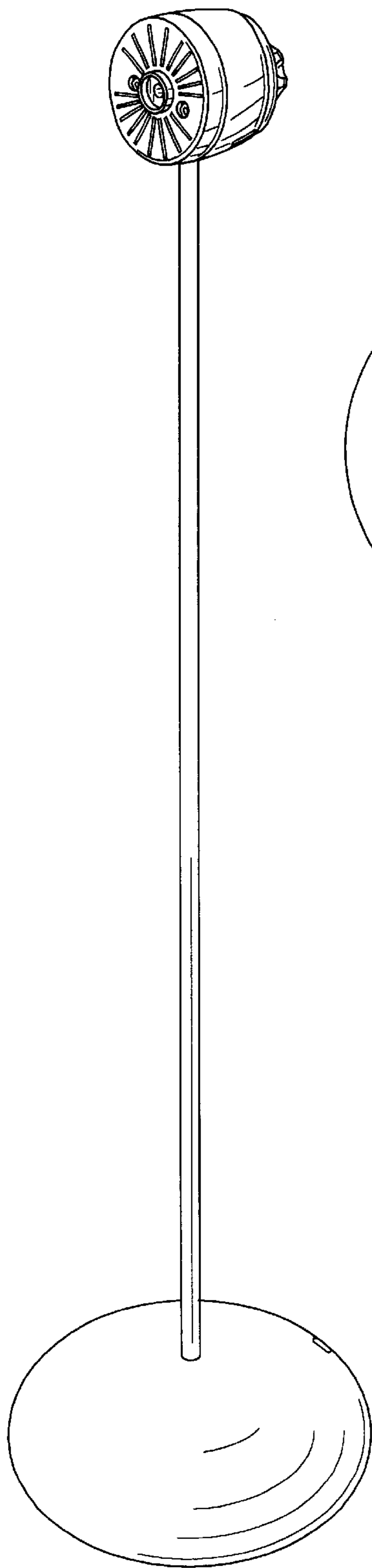


FIG. 1

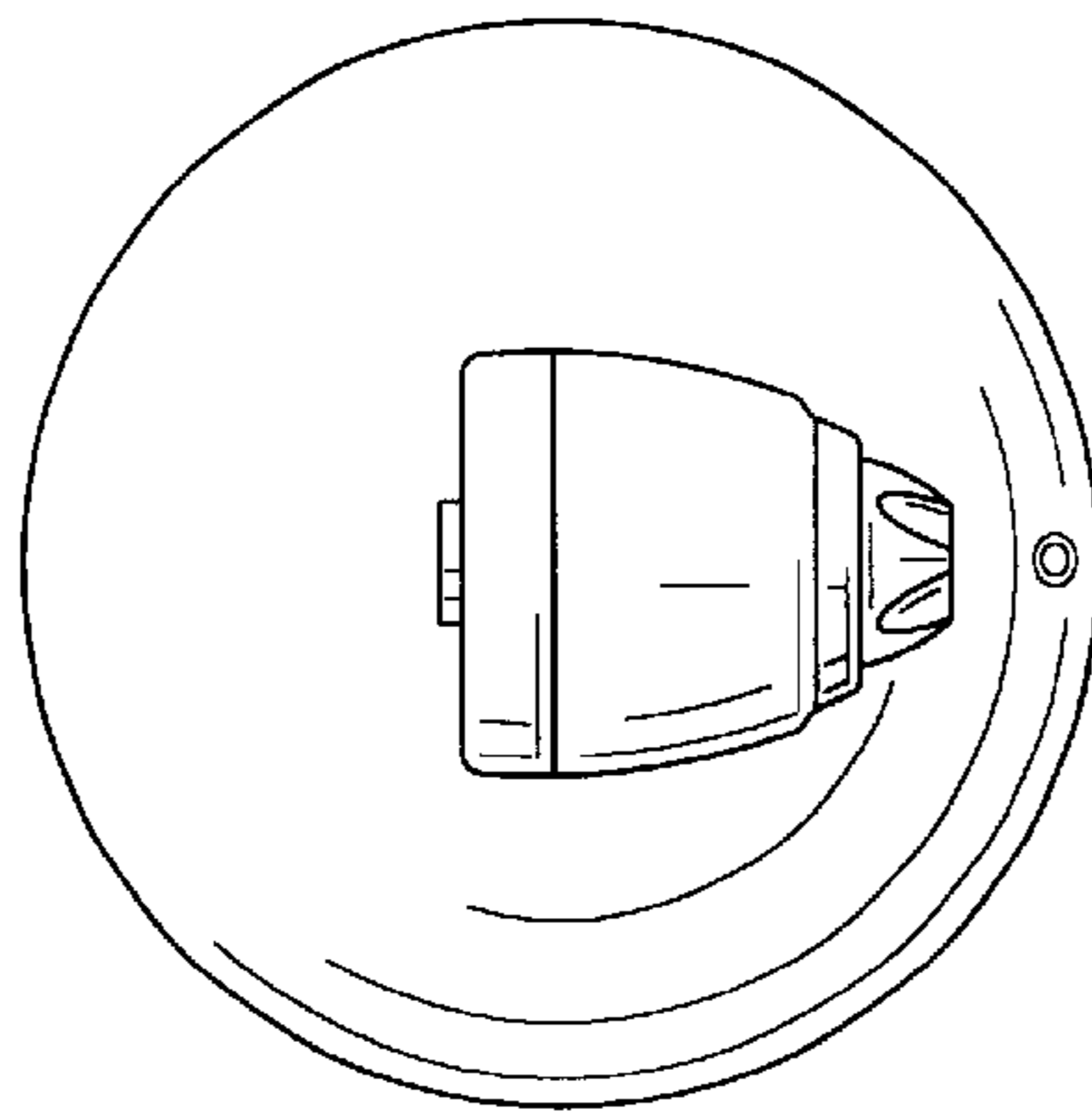


FIG. 5

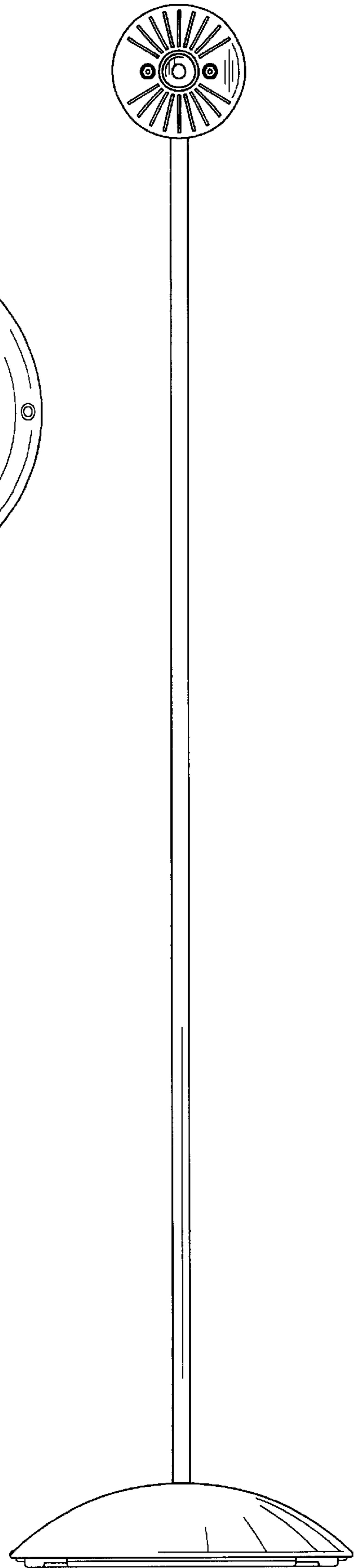


FIG. 2

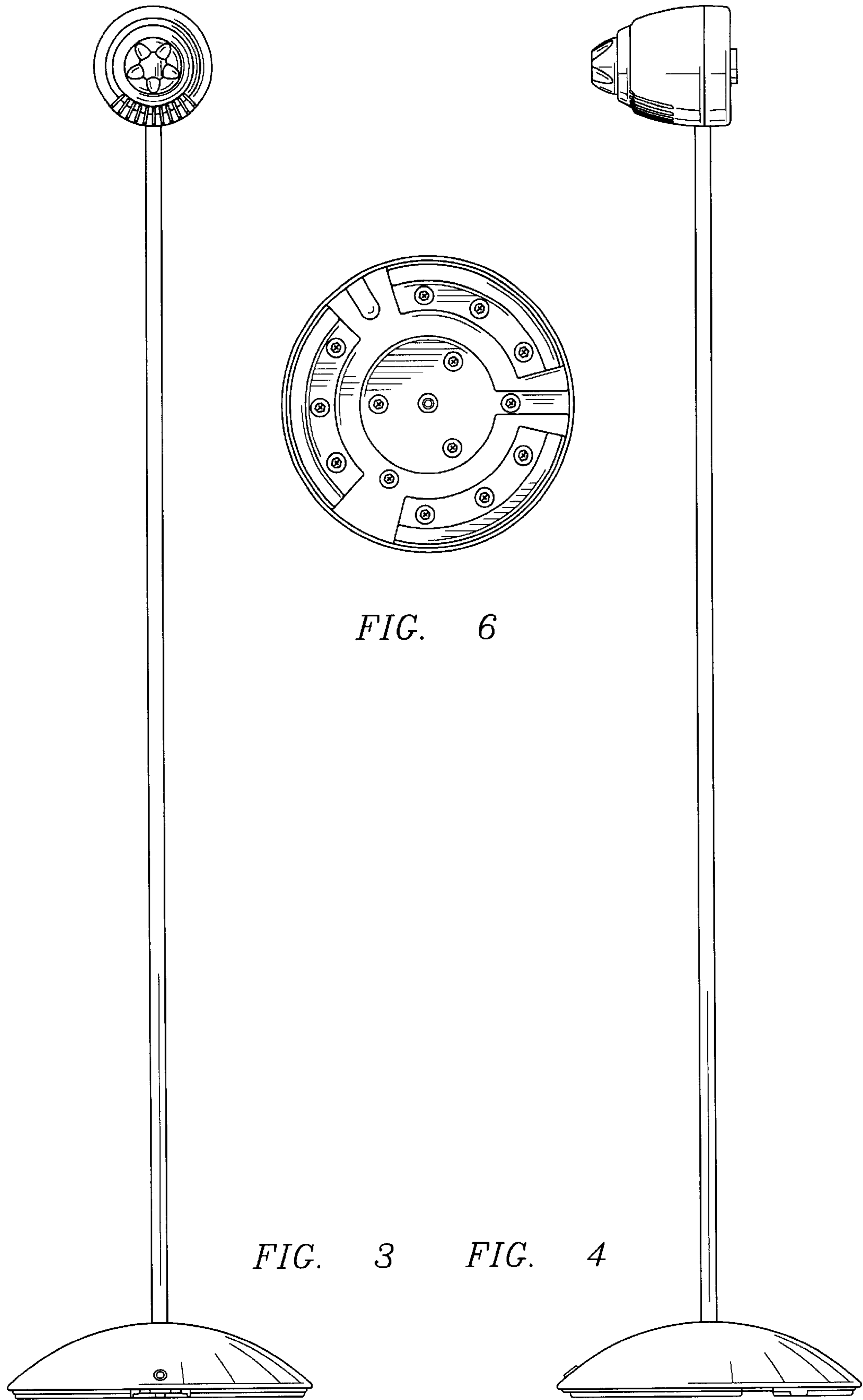


FIG. 6

FIG. 3 FIG. 4