



US00D463843S

(12) **United States Design Patent**
Howell

(10) **Patent No.:** **US D463,843 S**

(45) **Date of Patent:** **** Oct. 1, 2002**

(54) **HORSE WASHING DEVICE**

(76) **Inventor:** **Shawn D. Howell**, 27605 Blackfoot,
Castaic, CA (US) 91384-3569

(**) **Term:** **14 Years**

(21) **Appl. No.:** **29/147,834**

(22) **Filed:** **Sep. 7, 2001**

(51) **LOC (7) Cl.** **23-01**

(52) **U.S. Cl.** **D23/213; D30/158**

(58) **Field of Search** D23/213, 223,
D23/226; 239/532, 281; D30/158; 119/604,
665

(56) **References Cited**

U.S. PATENT DOCUMENTS

1,818,388	A	*	8/1931	Farley	119/665
D214,562	S	*	7/1969	Studinger	D23/213
D291,113	S	*	7/1987	Bauer	D23/213
D317,968	S	*	7/1991	Tsai	D23/226

D342,120 S * 12/1993 Dixon D23/223

D358,195 S * 5/1995 Tsai D23/213

D359,547 S * 6/1995 Wang D23/223

* cited by examiner

Primary Examiner—Robin V. Taylor

(74) *Attorney, Agent, or Firm*—Lyon & Lyon LLP

(57) **CLAIM**

The ornamental design for a horse washing device, as shown and described.

DESCRIPTION

FIG. 1 is a left side view of the horse washing device.
FIG. 2 is a right side view of the horse washing device.
FIG. 3 is a top view of the horse washing device.
FIG. 4 is a bottom view of the horse washing device.
FIG. 5 is a front end view of the horse washing device. and,
FIG. 6 is a back end view of the horse washing device.

1 Claim, 1 Drawing Sheet






Fig. 1

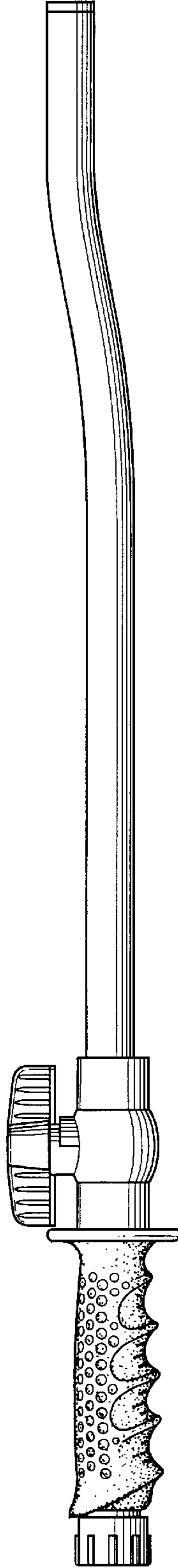


Fig. 2

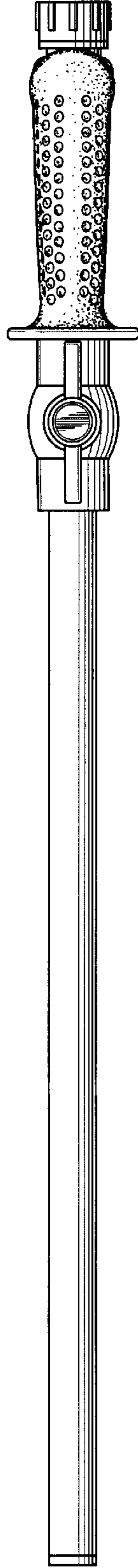


Fig. 3

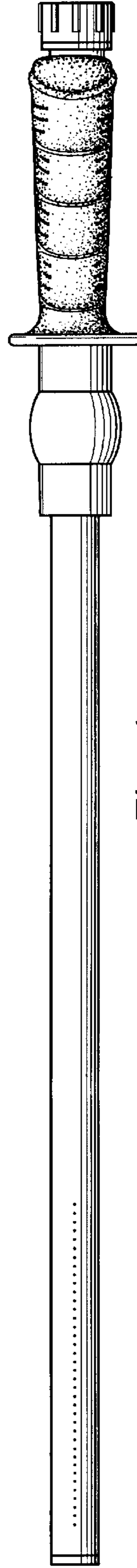


Fig. 4

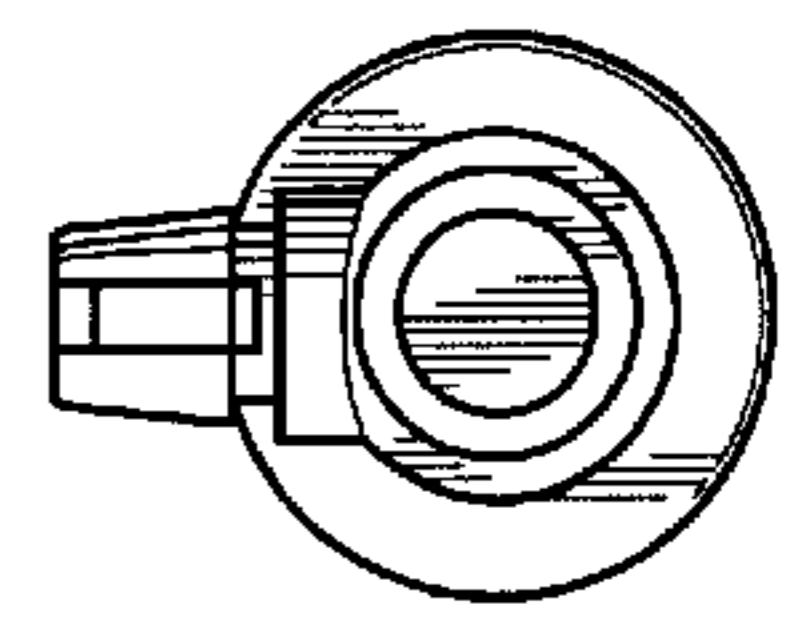


Fig. 5

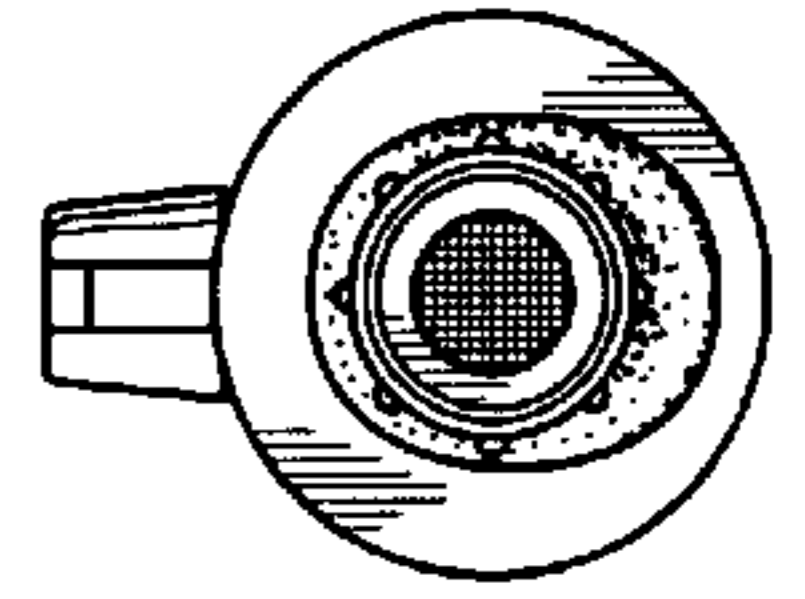


Fig. 6