



US00D463842S

(12) **United States Design Patent**
Gentry

(10) **Patent No.:** **US D463,842 S**

(45) **Date of Patent:** **** Oct. 1, 2002**

(54) **FISHING LURE WEIGHT**

(75) **Inventor:** **Donald D. Gentry**, Carterville, IL (US)

(73) **Assignee:** **Paragon Plastics, Inc.**, Union, SC (US)

(**) **Term:** **14 Years**

(21) **Appl. No.:** **29/142,250**

(22) **Filed:** **May 22, 2001**

(51) **LOC (7) Cl.** **22-05**

(52) **U.S. Cl.** **D22/145**

(58) **Field of Search** D22/145, 146;
43/44.87, 44.97, 44.89, 43.12, 44.91, 44.96,
44.95, 44.9, 43.11, 43.13

(56) **References Cited**

U.S. PATENT DOCUMENTS

2,605,576	A	*	8/1952	Young, Jr. et al.	43/43.13
D359,545	S	*	6/1995	Canler	D22/145
D401,666	S	*	11/1998	Lee	D22/145
D401,998	S	*	12/1998	Lee	D22/145
D415,551	S	*	10/1999	Herzer et al.	D22/145

* cited by examiner

Primary Examiner—Catherine R. Oliver

(74) *Attorney, Agent, or Firm*—Blackwell Sanders Peper Martin LLP

(57) **CLAIM**

The ornamental design for a fishing lure weight, as shown and described.

DESCRIPTION

FIG. 1 is a top plan view of a fishing lure weight in accordance with my new design; the bottom being a mirror image thereof;

FIG. 2 is a side elevational view taken 90° from the lure of FIG. 1, and the opposite side being a mirror image thereof;

FIG. 3 is an end elevational view thereof;

FIG. 4 is an opposite end elevational view thereof;


FIG. 5 is a top plan view of a second embodiment of the lure of FIG. 1, the bottom being a mirror image thereof;

FIG. 6 is a side elevational view of the lure of FIG. 5, the opposite side being a mirror image thereof;

FIG. 7 is a top plan view of a third embodiment of the lure of FIG. 1, the bottom being a mirror image thereof; and,

FIG. 8 is a side elevational view of the lure of FIG. 7, the opposite side being a mirror image thereof.

1 Claim, 2 Drawing Sheets






FIG. 1

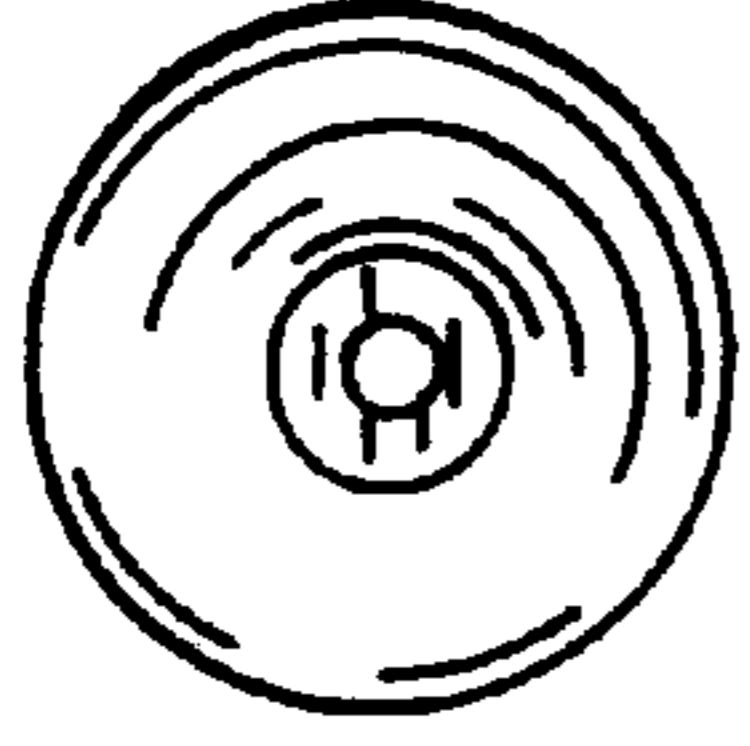


FIG. 3




FIG. 2



FIG. 4




FIG. 7




FIG. 8




FIG. 5




FIG. 6