



US00D463820S

(12) **United States Design Patent**
Lorber

(10) **Patent No.:**

US D463,820 S

(45) **Date of Patent:**

**** Oct. 1, 2002**

(54) **TRAY FOR STENCILING AND PAINTING SUPPLIES**

(76) **Inventor:** Nancy Lorber, 154 Nunnally Way, Leesburg, GA (US) 31763

(**) **Term:** 14 Years

(21) **Appl. No.:** 29/147,996

(22) **Filed:** Sep. 12, 2001

(51) **LOC (7) Cl.** 19-06

(52) **U.S. Cl.** D19/36; D19/35

(58) **Field of Search** D9/347; D19/35,
D19/36, 75, 77, 78, 81-85, 65, 86, 99,
100; 206/1.7, 1.8, 214, 224, 371; 211/69.1-69.9;
434/103

(56) **References Cited**

U.S. PATENT DOCUMENTS

748,026	A	*	12/1903	Sussmilch	206/1.7
2,741,048	A	*	4/1956	Shelton	206/1.7
2,975,545	A		3/1961	Moore		
2,992,501	A		7/1961	Douglas		
D239,334	S	*	3/1976	Lowenstein	D19/77
4,046,250	A	*	9/1977	Amercua	206/1.7
D247,441	S	*	3/1978	Kroll	D19/36

4,222,541	A		9/1980	Cillis		
D264,225	S	*	5/1982	Hermes	D19/77
D265,915	S	*	8/1982	Tivey	D9/347 X
5,277,302	A	*	1/1994	Seisa	206/1.8
D354,513	S		1/1995	Jay		
D362,018	S	*	9/1995	Damm	D19/36
D368,736	S		4/1996	Massena		
5,865,305	A	*	2/1999	Yasoshima	206/224 X

* cited by examiner

Primary Examiner—Martie K. Holtje

(74) *Attorney, Agent, or Firm*—Brian D. Bellamy

(57) **CLAIM**

The ornamental design for a tray for stenciling and painting supplies, as shown.

DESCRIPTION

FIG. 1 is a top plan view of a tray for stenciling and painting supplies showing my new design;
FIG. 2 is a bottom plan view thereof;
FIG. 3 is a side elevation view thereof;
FIG. 4 is a side elevation view thereof;
FIG. 5 is a front elevation view thereof; and,
FIG. 6 is a rear elevation view thereof.

1 Claim, 2 Drawing Sheets





Fig. 2




Fig. 1

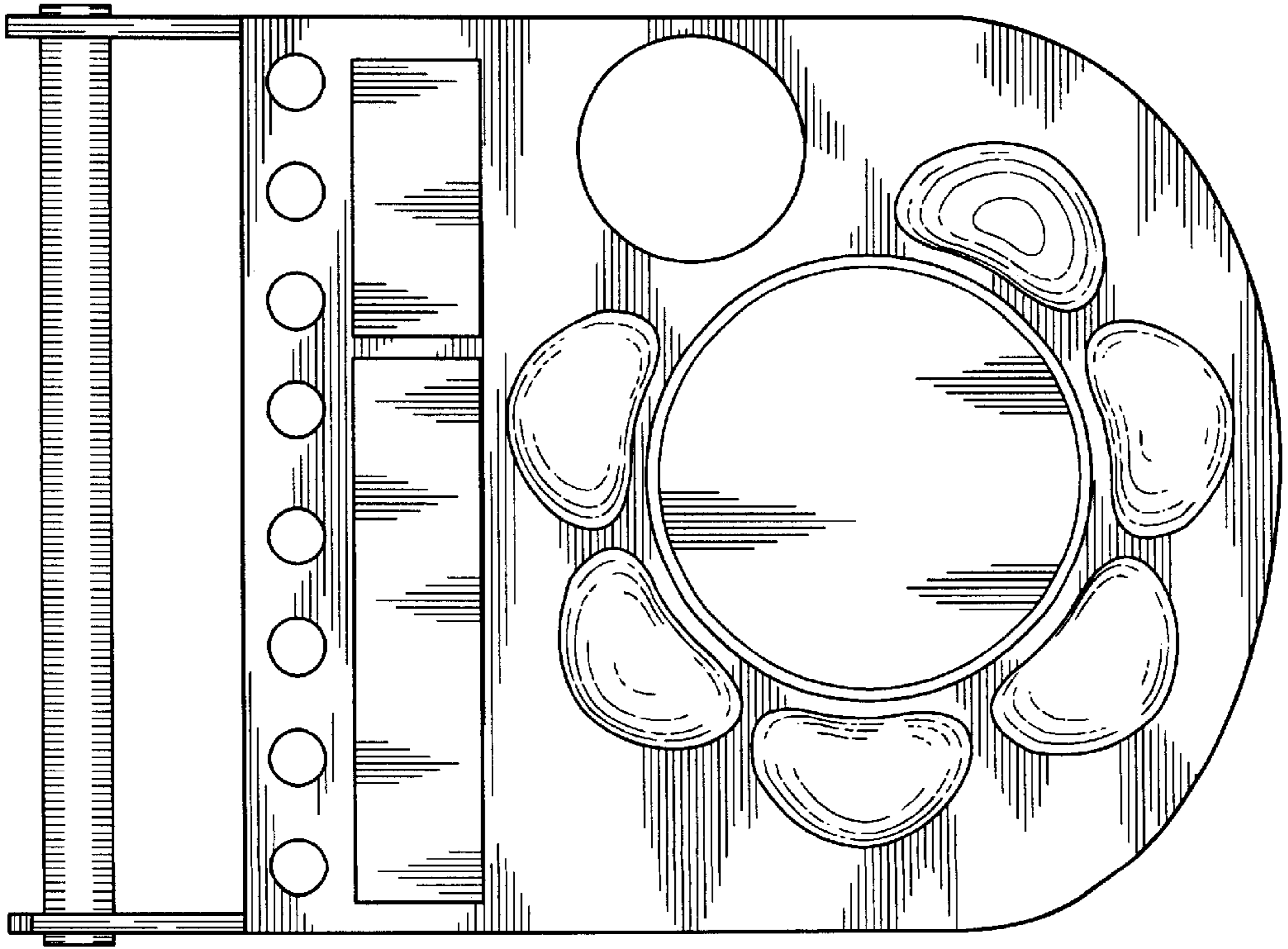


Fig. 3

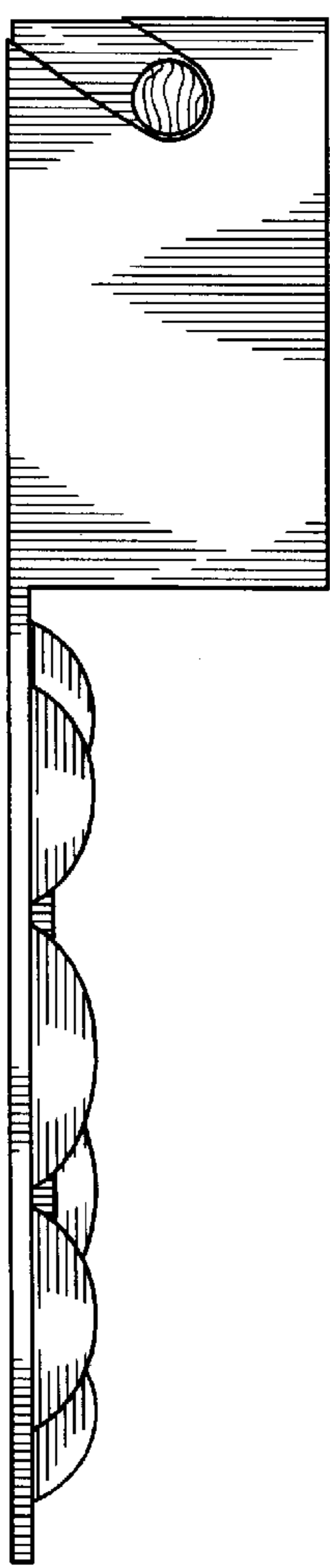


Fig. 4


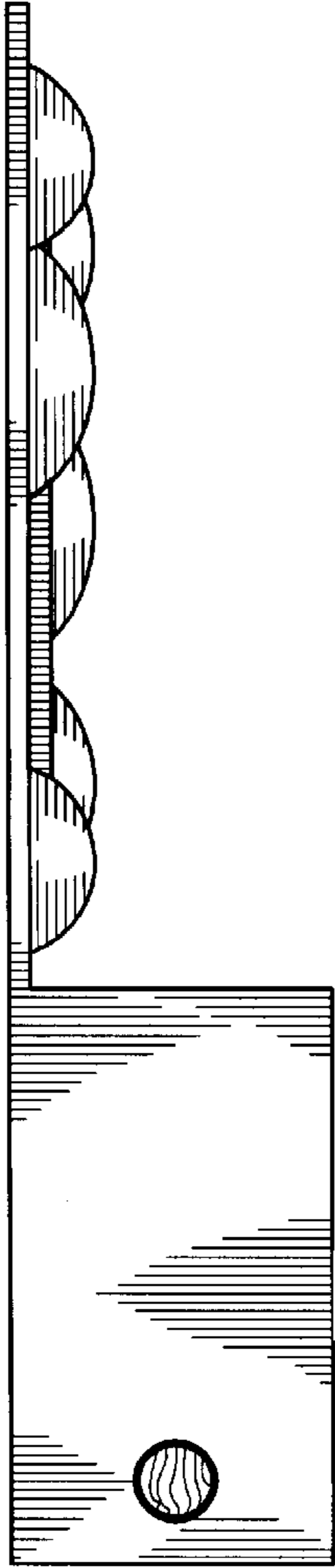


Fig. 5

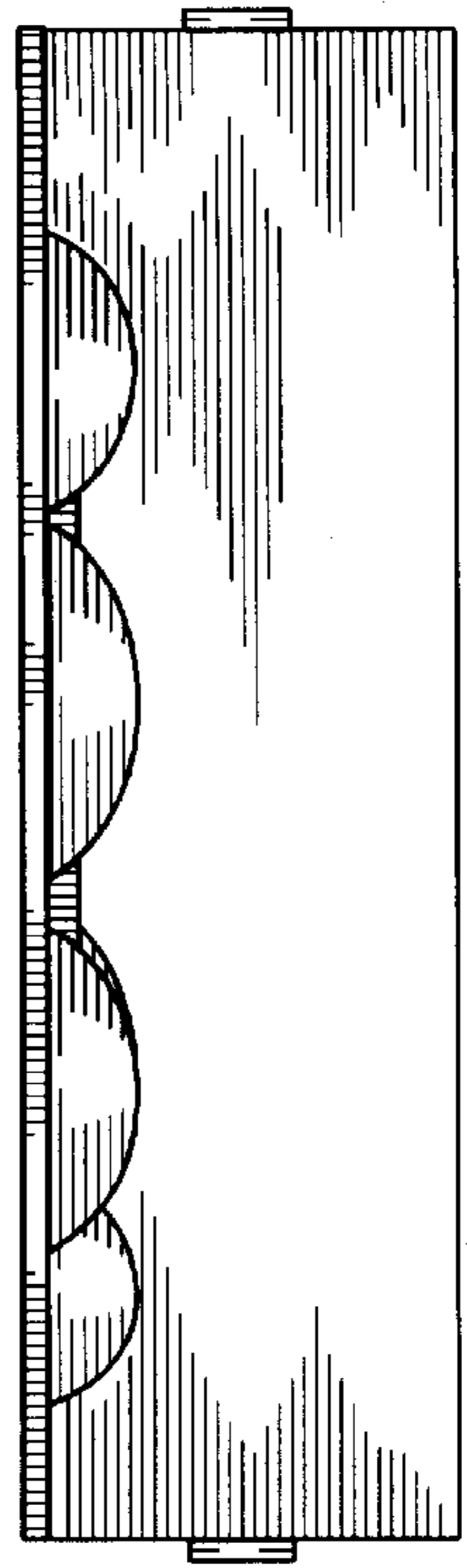


Fig. 6