



US00D463819S

(12) **United States Design Patent**
Siekmann

(10) **Patent No.:** **US D463,819 S**

(45) **Date of Patent:** **** Oct. 1, 2002**

(54) **FRONT COVER FOR A PRINTER**

(75) Inventor: **Jay Scott Siekmann**, Nicholasville, KY (US)

(73) Assignee: **Lexmark International, Inc.**, Lexington, KY (US)

(**) Term: **14 Years**

(21) Appl. No.: **29/145,580**

(22) Filed: **Jul. 25, 2001**

(51) **LOC (7) Cl.** **14-02**

(52) **U.S. Cl.** **D18/56; D18/55**

(58) **Field of Search** D18/36, 37, 50,
D18/54-55; 400/613, 613.1-613.4, 691-694,
690.1-690.4

(56) **References Cited**

U.S. PATENT DOCUMENTS

D181,794 S	*	12/1957	Hohmann	D18/54
D275,677 S	*	9/1984	Suzuki et al.	D18/54
D287,729 S	*	1/1987	Pangburn	D18/54
D314,008 S	*	1/1991	Takahashi et al.	D18/36
D361,781 S	*	8/1995	Tsuchida et al.	D18/55
D371,158 S	*	6/1996	Yoshida	D18/50
D377,502 S	*	1/1997	Mimoto	D18/54
D409,584 S	*	5/1999	Fetherolf	D18/54
D429,277 S	*	8/2000	Bishop et al.	D18/50

D434,436 S	*	11/2000	Fetherolf	D18/55
D439,275 S	*	3/2001	Ohashi	D18/55
D451,950 S	*	12/2001	Ohashi	D18/50

OTHER PUBLICATIONS

Samsung Electronics Co., LTD printer photograph, May 2001. (supplied by applicant).*

* cited by examiner

Primary Examiner—Cathy Anne MacCormac

(74) *Attorney, Agent, or Firm*—John A. Brady

(57) **CLAIM**

The ornamental design for a front cover for a printer, as shown and described.

DESCRIPTION

FIG. 1 is a top front, left side perspective view of a front cover of a printer showing my new design; FIG. 2 is a front elevational view thereof; FIG. 3 is a left side elevational view thereof; FIG. 4 is a right side elevational view thereof; FIG. 5 is a top plan view thereof; and, FIG. 6 is a rear elevational view thereof.

The broken lines in the drawing are for illustrative purposes only and form no part of the claimed design.

The bottom of this printer normally rests on a surface and is not seen nor intended to be seen as a part of my new design.

1 Claim, 6 Drawing Sheets

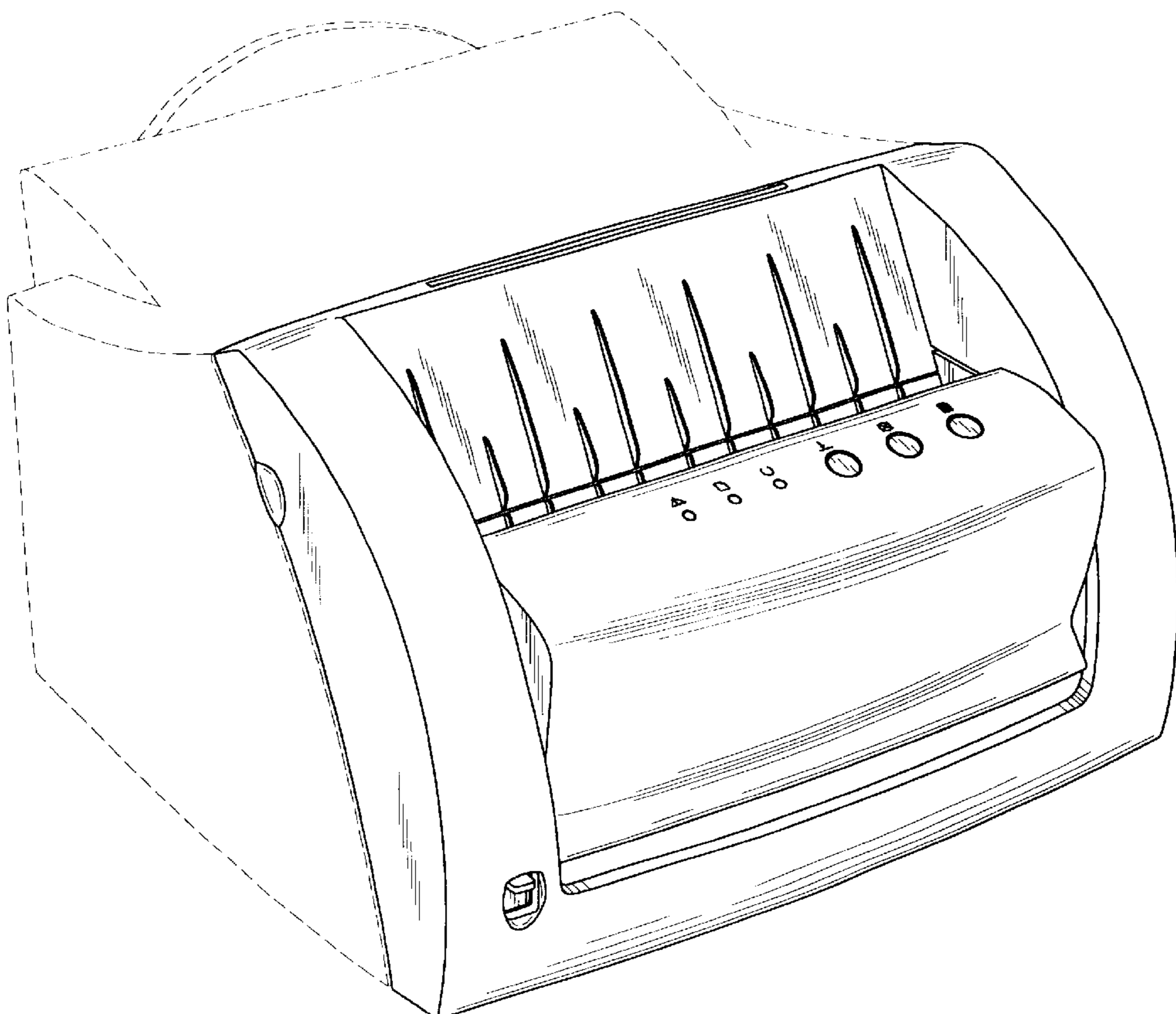


FIG. 1

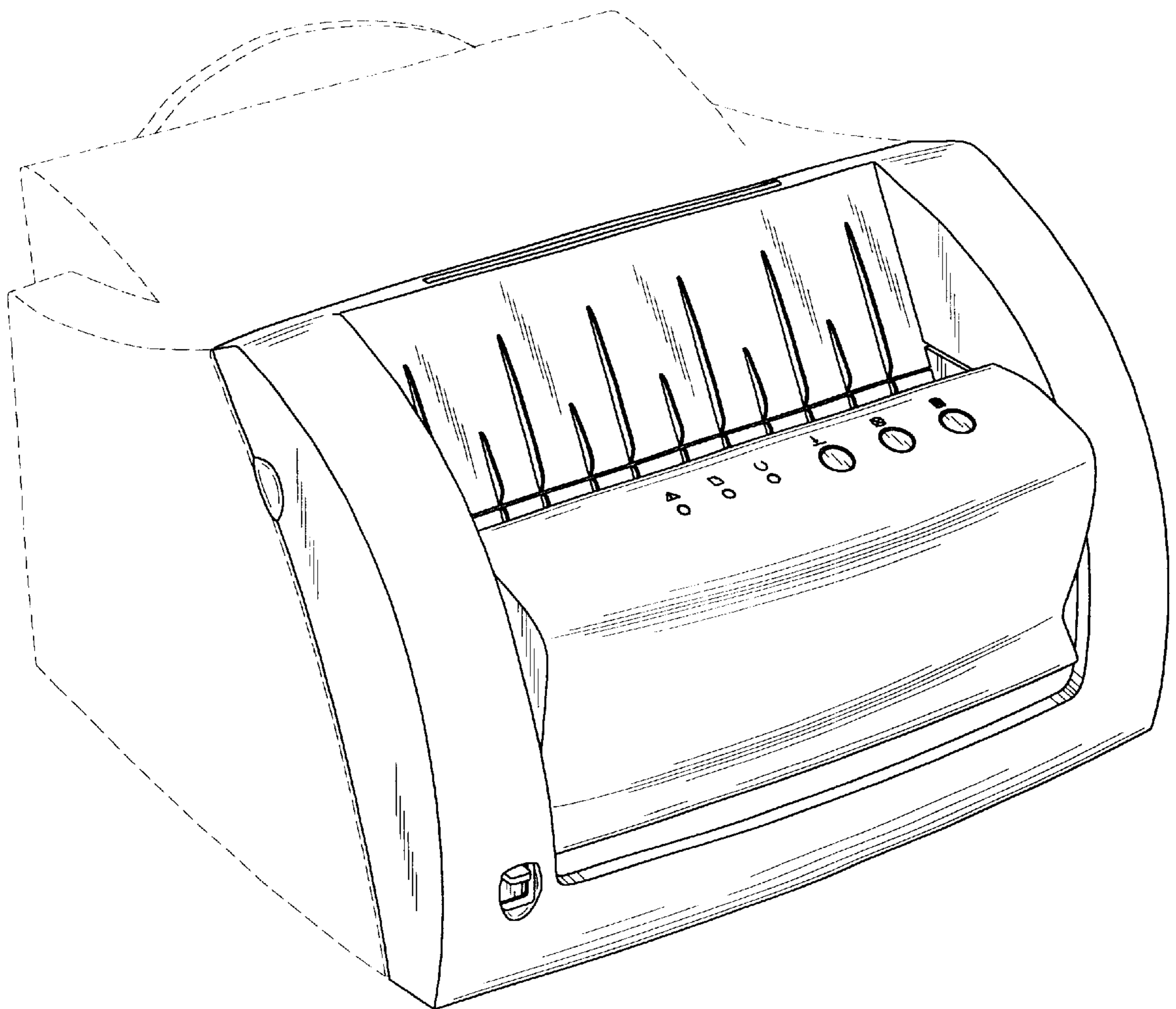


FIG. 2

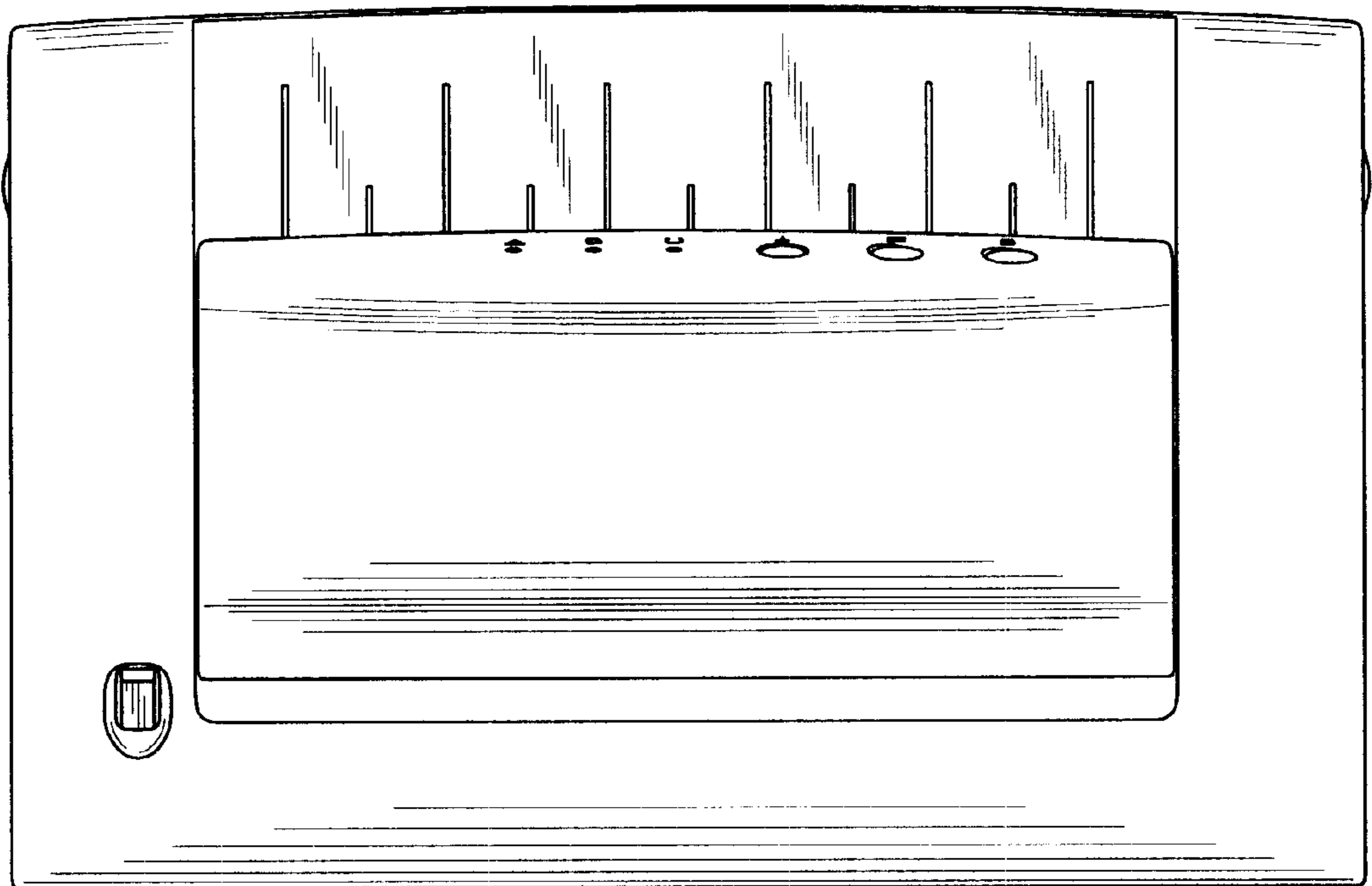


FIG. 3




FIG. 4

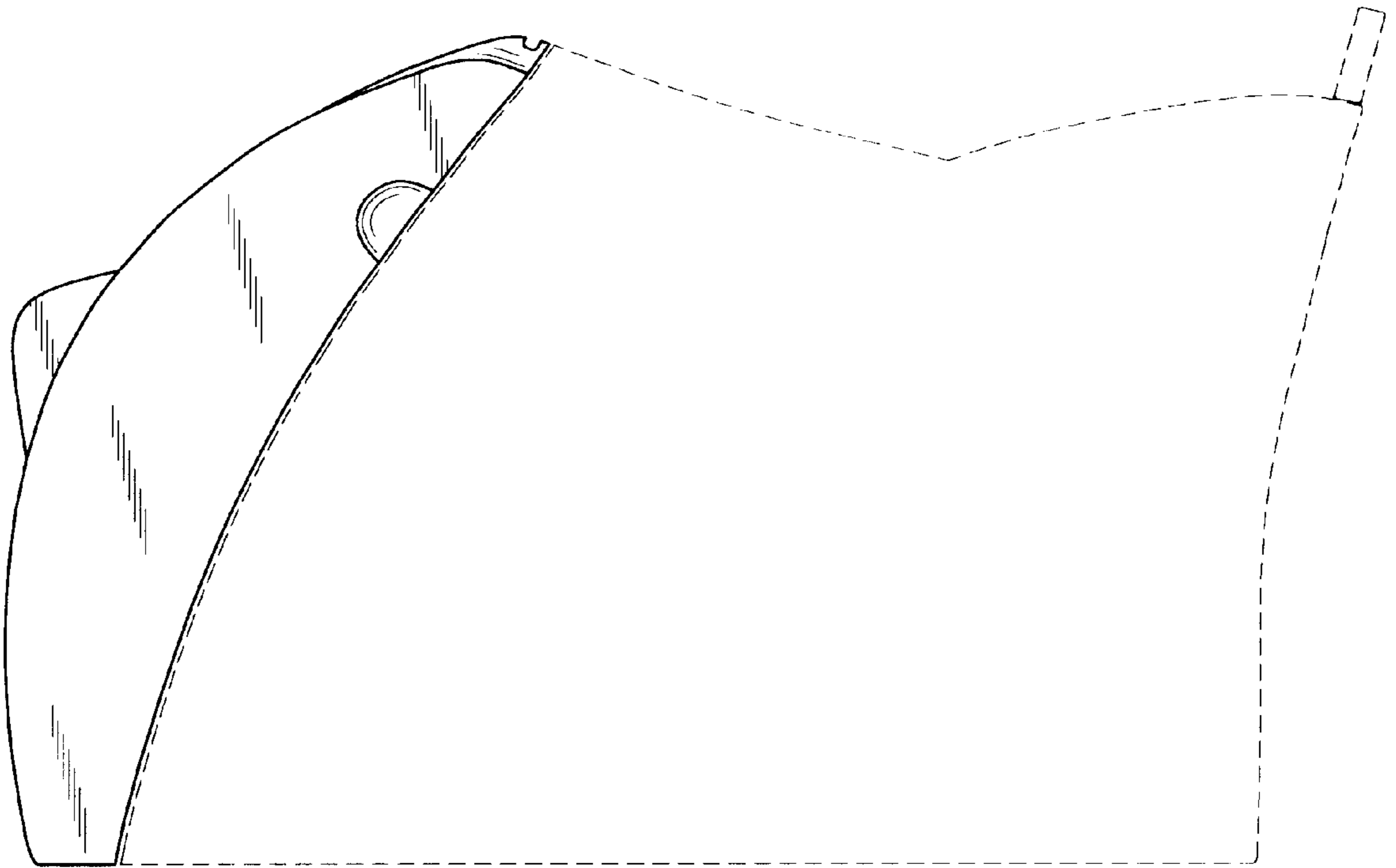


FIG. 5




FIG. 6

