



US00D463814S

(12) **United States Design Patent**
Jamin

(10) **Patent No.:** **US D463,814 S**

(45) **Date of Patent:** **** Oct. 1, 2002**

(54) **SPECTACLES**

(75) **Inventor:** **Mathieu Jamin, Paris (FR)**

(73) **Assignee:** **Christian Dior Couture, S.A., Paris (FR)**

(**) **Term:** **14 Years**

(21) **Appl. No.:** **29/152,945**

(22) **Filed:** **Nov. 9, 2001**

(30) **Foreign Application Priority Data**

May 15, 2001 (XH) DM/056 074

(51) **LOC (7) Cl.** **16-06**

(52) **U.S. Cl.** **D16/320; D16/321; D16/326; D16/337; D16/335**

(58) **Field of Search** **D16/101, 300-330, D16/335, 337; D29/109, 110; 351/41, 44, 51, 52, 111, 158; 2/426, 432, 447-449**

(56) **References Cited**

U.S. PATENT DOCUMENTS

3,531,189 A * 9/1970 *Petito*
D348,892 S * 7/1994 *Luzlbauer* D16/320

D371,382 S * 7/1996 *Berthet-Bondet* D16/337
D374,883 S * 10/1996 *Luzlbauer* D16/326
D422,619 S * 4/2000 *Hsu* D16/321

* cited by examiner

Primary Examiner—Raphael Barkai

(74) *Attorney, Agent, or Firm*—Amster, Rothstein & Ebenstein; Philip H. Gottfried, Esq.

(57) **CLAIM**

The ornamental design for spectacles, as shown and described.

DESCRIPTION

FIG. 1 is a front elevational view of spectacles showing my new design;
FIG. 2 is a rear elevational view thereof;
FIG. 3 is a rear elevational view thereof, similar to FIG. 2, with the temple pieces shown folded;
FIG. 4 is a left front perspective view thereof;
FIG. 5 is a right-side elevational view thereof;
FIG. 6 is a left-side elevational view thereof
FIG. 7 is a top plan view thereof; and,
FIG. 8 is a bottom plan view thereof.

1 Claim, 5 Drawing Sheets





FIG. 1



FIG. 2




FIG. 3



FIG. 4




FIG. 5




FIG. 6



FIG. 7



FIG. 8