



US00D463808S

(12) **United States Design Patent**  
**Dorset et al.**

(10) **Patent No.:** **US D463,808 S**

(45) **Date of Patent:** **\*\* Oct. 1, 2002**

(54) **GREASE CARTRIDGE**

6,082,596 A \* 7/2000 Koch et al. .... 222/575 X  
6,085,949 A \* 7/2000 Zimny et al. .... 222/575 X

(75) Inventors: **Allan Graeme Dorset**, Hamilton (NZ);  
**Craig Douglas McFarlane**, Hamilton  
(NZ)

**FOREIGN PATENT DOCUMENTS**

AU 724465 8/1997

(73) Assignee: **Vertex Pacific Limited**, Auckland (NZ)

\* cited by examiner

(\*\*) Term: **14 Years**

*Primary Examiner*—Antoine Duval Davis

(21) Appl. No.: **29/145,688**

(74) *Attorney, Agent, or Firm*—Jacobson Holman, PLLC

(22) Filed: **Jul. 30, 2001**

(30) **Foreign Application Priority Data**

(57) **CLAIM**

We claim the ornamental design for the grease cartridge, as shown and described.

Jan. 30, 2001 (NZ) ..... NZ401454

**DESCRIPTION**

(51) **LOC (7) Cl.** ..... **15-09**

FIG. 1 is a top plan view of the grease cartridge;

(52) **U.S. Cl.** ..... **D15/150**

FIG. 2 is a view through section line 2—2 of the top portion of the cartridge;

(58) **Field of Search** ..... D15/150; 184/105.2,  
184/105.3, 36; 222/256, 383, 575

FIG. 3 is an enlarged partial sectional view along section line 2—2; and,

(56) **References Cited**

FIG. 4 is an enlarged partial view of the top of the grease cartridge.

**U.S. PATENT DOCUMENTS**

5,868,323 A \* 2/1999 Cantor ..... 222/575

**1 Claim, 2 Drawing Sheets**





FIG. 1




FIG. 2




FIG. 3

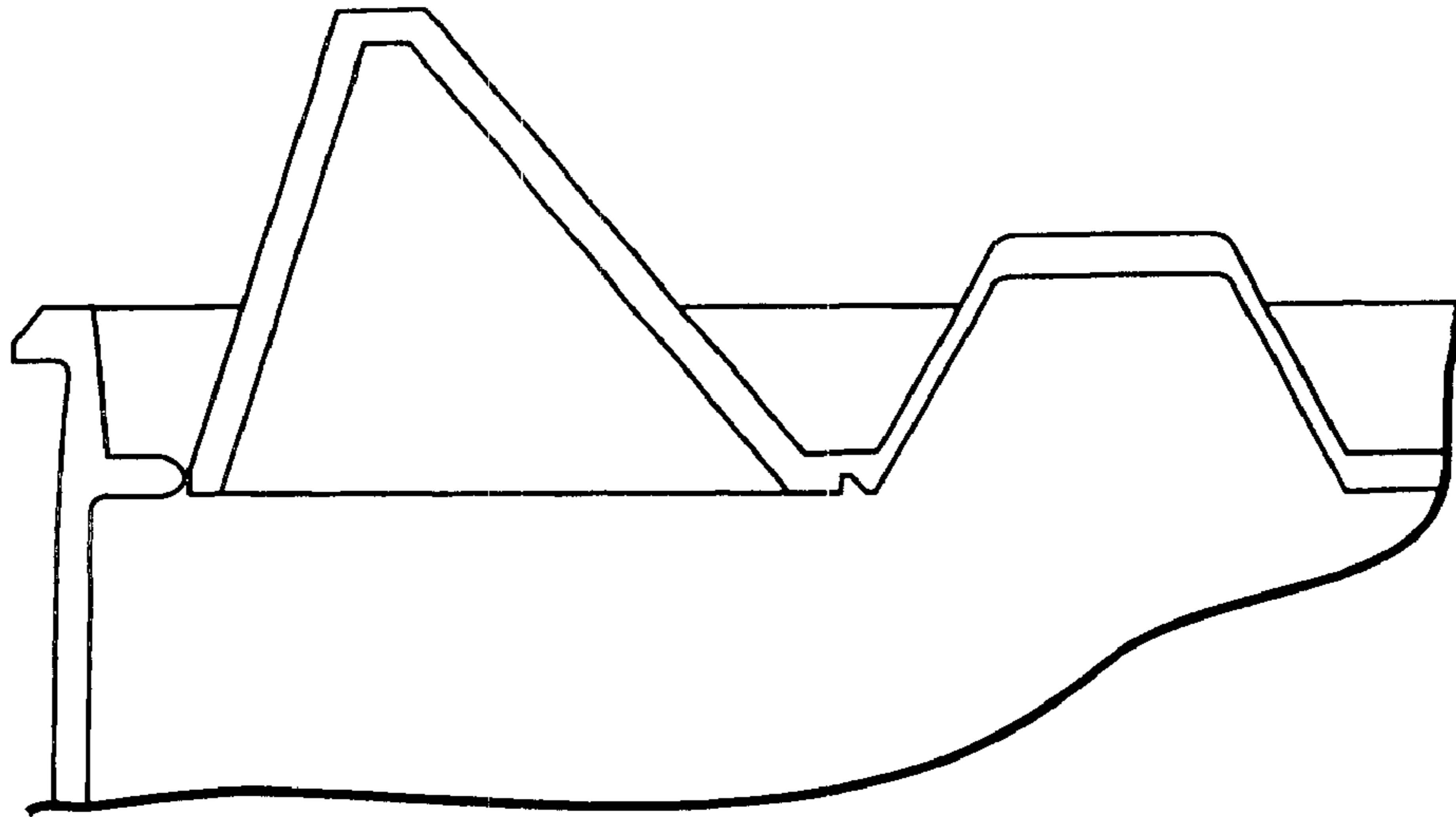


FIG. 4

