



US00D463803S

(12) **United States Design Patent**  
**Wolford**

(10) **Patent No.:** **US D463,803 S**

(45) **Date of Patent:** **\*\* Oct. 1, 2002**

(54) **TRANSMISSION FLUID FILTER**

D421,055 S \* 2/2000 Werner ..... D15/5

(75) Inventor: **James B. Wolford**, Chicago, IL (US)

\* cited by examiner

(73) Assignee: **SPX Corporation**, Charlotte, NC (US)

*Primary Examiner*—Melody N. Brown

(\*\*) Term: **14 Years**

(74) *Attorney, Agent, or Firm*—Baker & Hostetler LLP

(21) Appl. No.: **29/143,456**

(57) **CLAIM**

(22) Filed: **Jun. 15, 2001**

The ornamental design for a transmission fluid filter, as shown and described.

(51) **LOC (7) Cl.** ..... **15-01**

**DESCRIPTION**

(52) **U.S. Cl.** ..... **D15/5**

FIG. 1 is a top plan view of the transmission fluid filter, particularly showing the inventive design thereof; FIG. 2 is a left side elevation view thereof; FIG. 3 is a right side elevation view thereof; FIG. 4 is a front elevation view thereof; FIG. 5 is a rear elevation view thereof; and, FIG. 6 is a bottom plan view thereof.

(58) **Field of Search** ..... D15/1-5, 149;  
210/168, 314, 445

(56) **References Cited**

**U.S. PATENT DOCUMENTS**

D420,682 S \* 2/2000 Werner ..... D15/5

D421,025 S \* 2/2000 Werner ..... D15/5

**1 Claim, 4 Drawing Sheets**

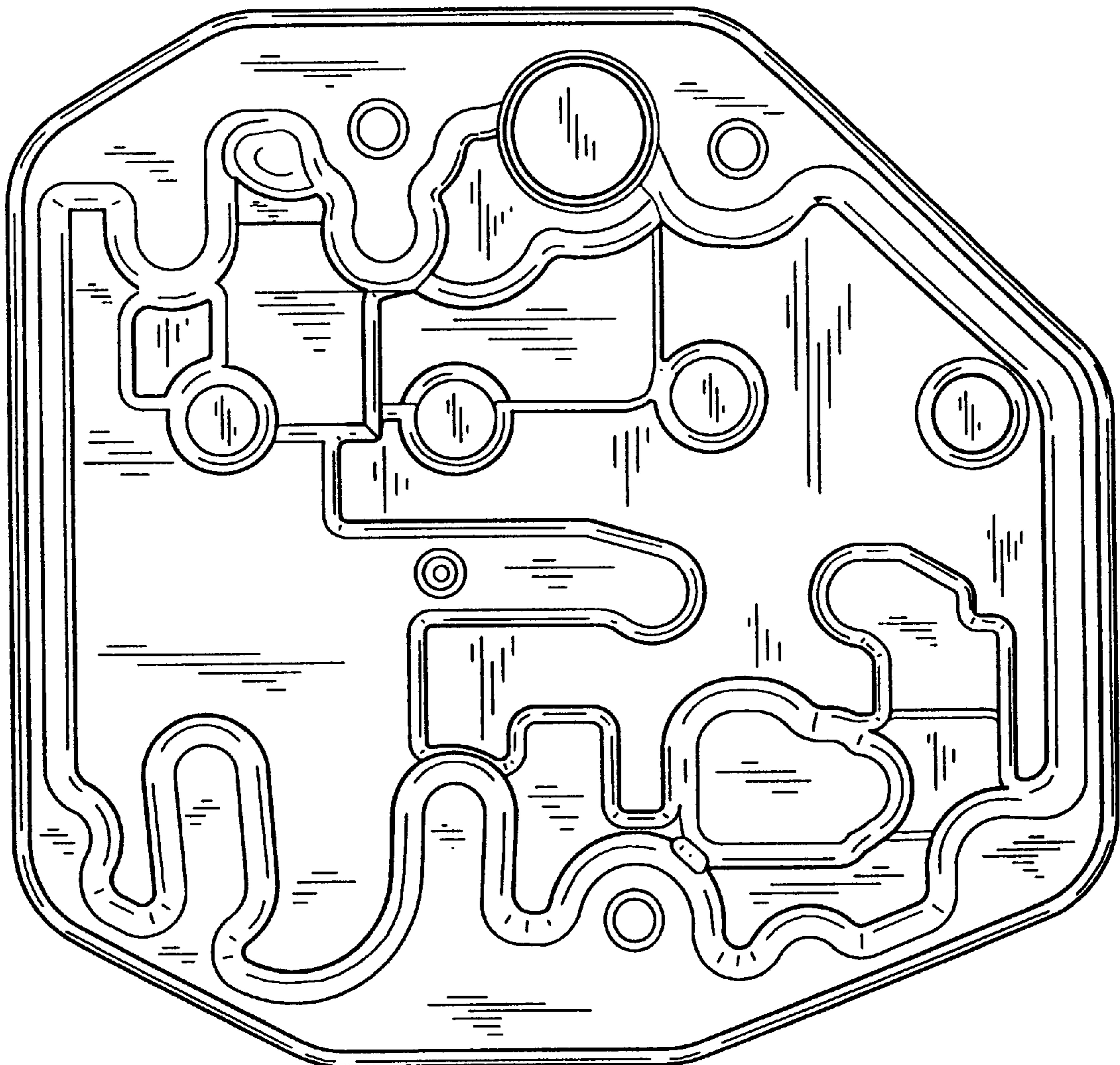


FIG. 1

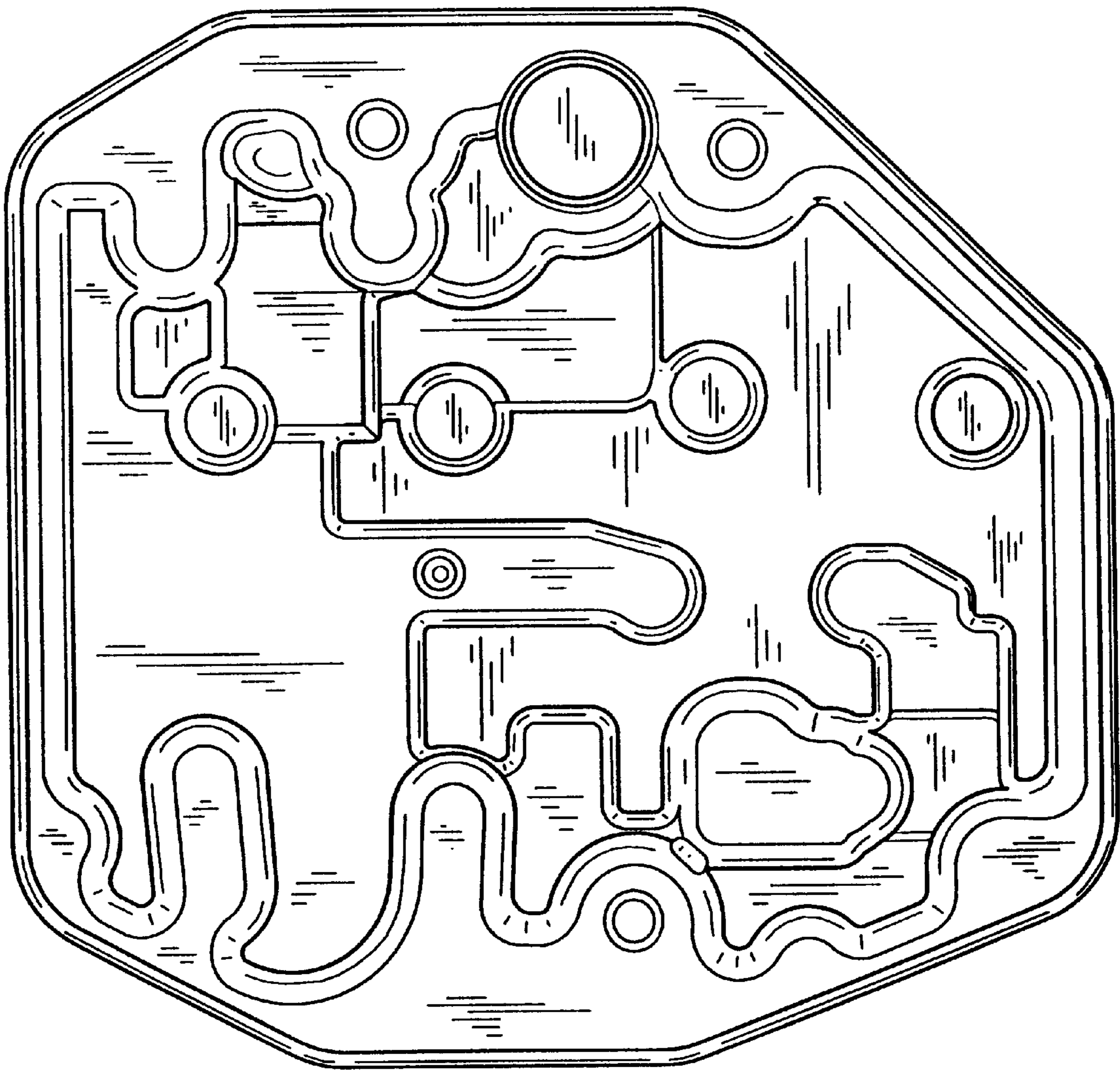


FIG. 2




FIG. 3

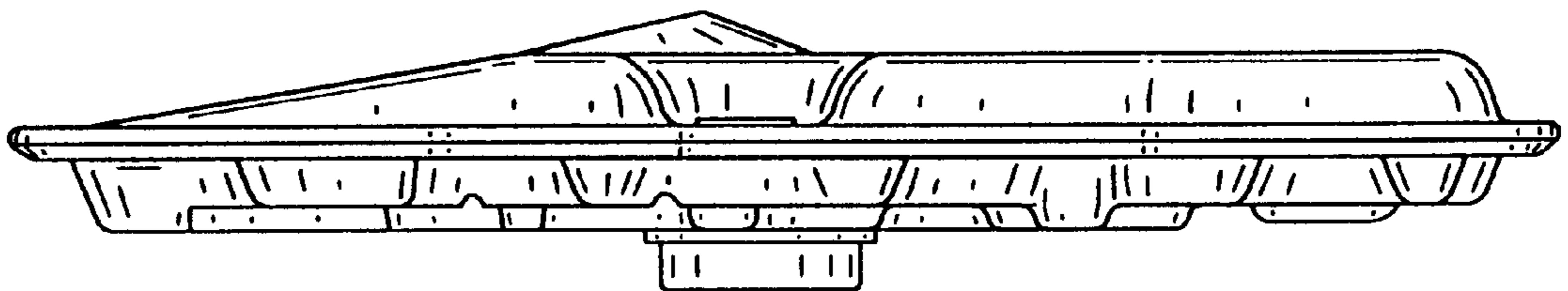


FIG. 4

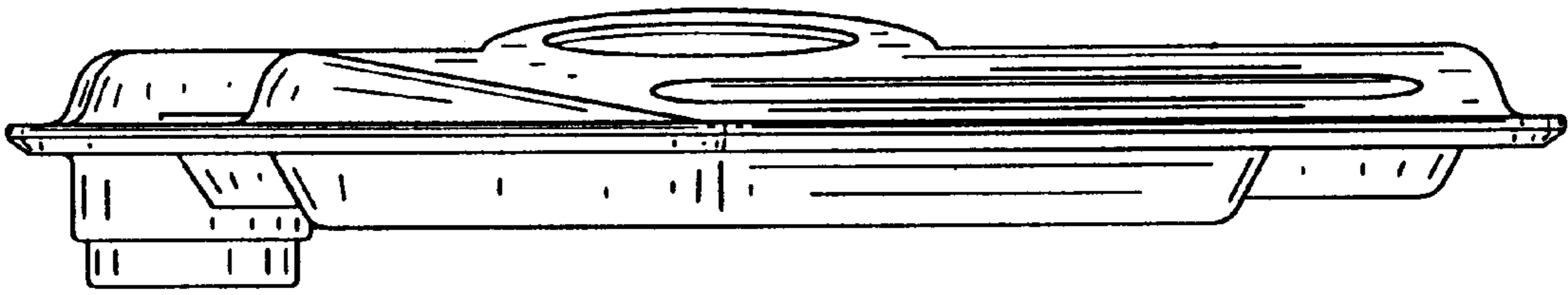


FIG. 5




FIG. 6

