



US00D463786S

(12) **United States Design Patent**  
**Lin**

(10) **Patent No.:** **US D463,786 S**

(45) **Date of Patent:** **\*\* Oct. 1, 2002**

(54) **SPEAKER**

(76) **Inventor:** **Steff Lin**, 8FL., No. 18, Lane 30, Kuo Hsing St., His Chih City, Taipei Hsien (TW)

(\*\*) **Term:** **14 Years**

(21) **Appl. No.:** **29/150,008**

(22) **Filed:** **Oct. 30, 2001**

(51) **LOC (7) Cl.** ..... **14-01**

(52) **U.S. Cl.** ..... **D14/214; D14/215**

(58) **Field of Search** ..... D14/204, 207, D14/209-216; 181/144-145, 147-148, 150, 153, 157, 198-199; 381/300-302, 307, 345, 361-364, 386

(56) **References Cited**

**U.S. PATENT DOCUMENTS**

3,341,689 A \* 9/1967 Reichenbach ..... 392/365

D385,279 S \* 10/1997 Diute ..... D14/216

D400,883 S \* 11/1998 Jung ..... D14/214

D403,324 S \* 12/1998 Horikoshi ..... D14/214

5,933,509 A \* 8/1999 Wu ..... 181/199

\* cited by examiner

*Primary Examiner*—Nanda Bondade

(74) *Attorney, Agent, or Firm*—Bacon & Thomas, PLLC

(57) **CLAIM**

The ornamental design for a speaker, as shown.

**DESCRIPTION**

FIG. 1 is a perspective of a speaker showing my new design;

FIG. 2 is a front elevational view thereof;

FIG. 3 is a rear elevational view thereof;


FIG. 4 is a top plan view thereof;

FIG. 5 is a bottom plan view thereof;

FIG. 6 is a left elevational view thereof; and,

FIG. 7 is a right elevational view thereof.

**1 Claim, 6 Drawing Sheets**








FIG. 1






FIG. 2



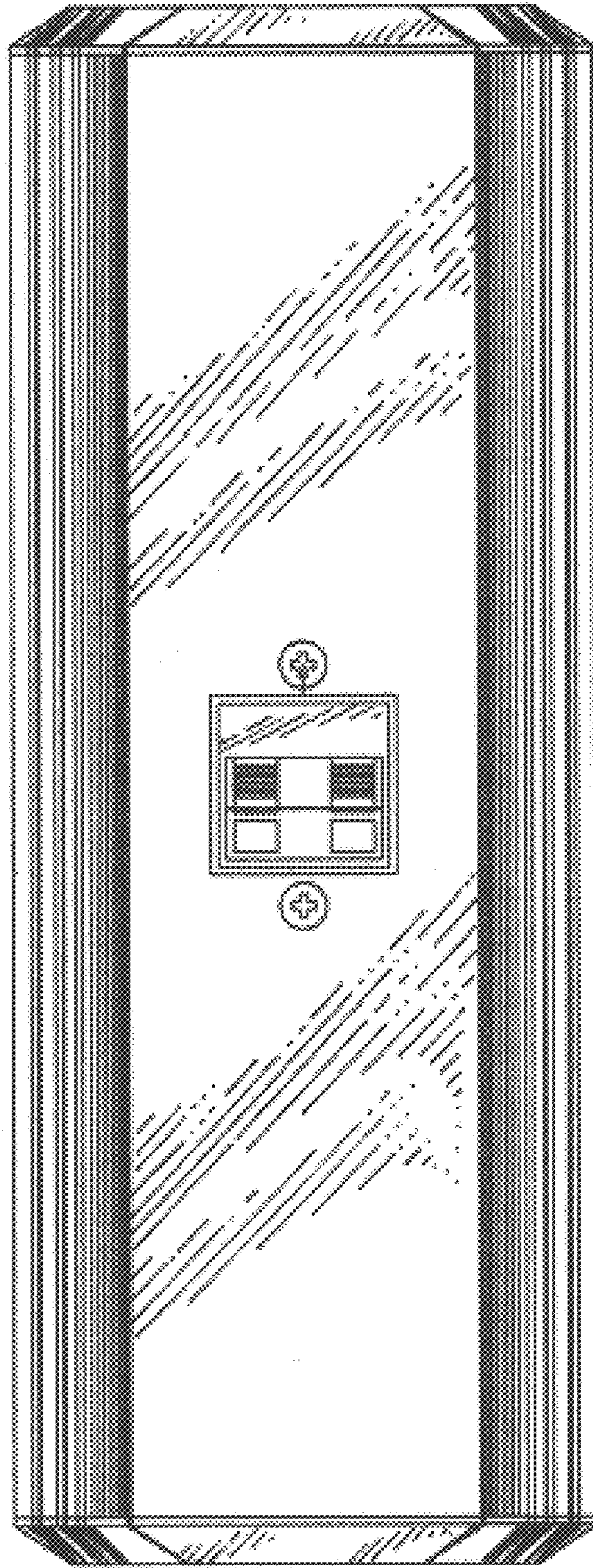


FIG. 3

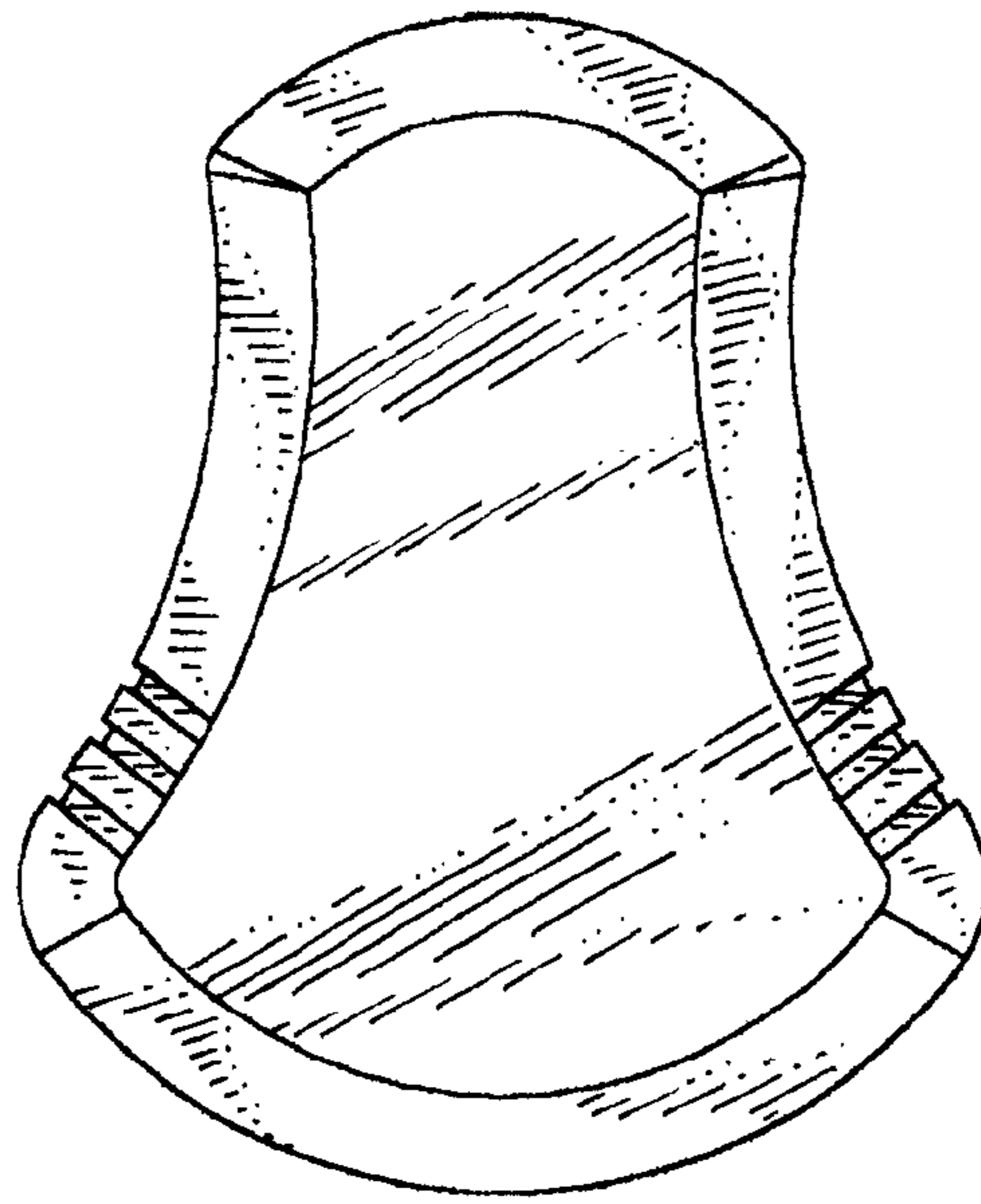


FIG. 4

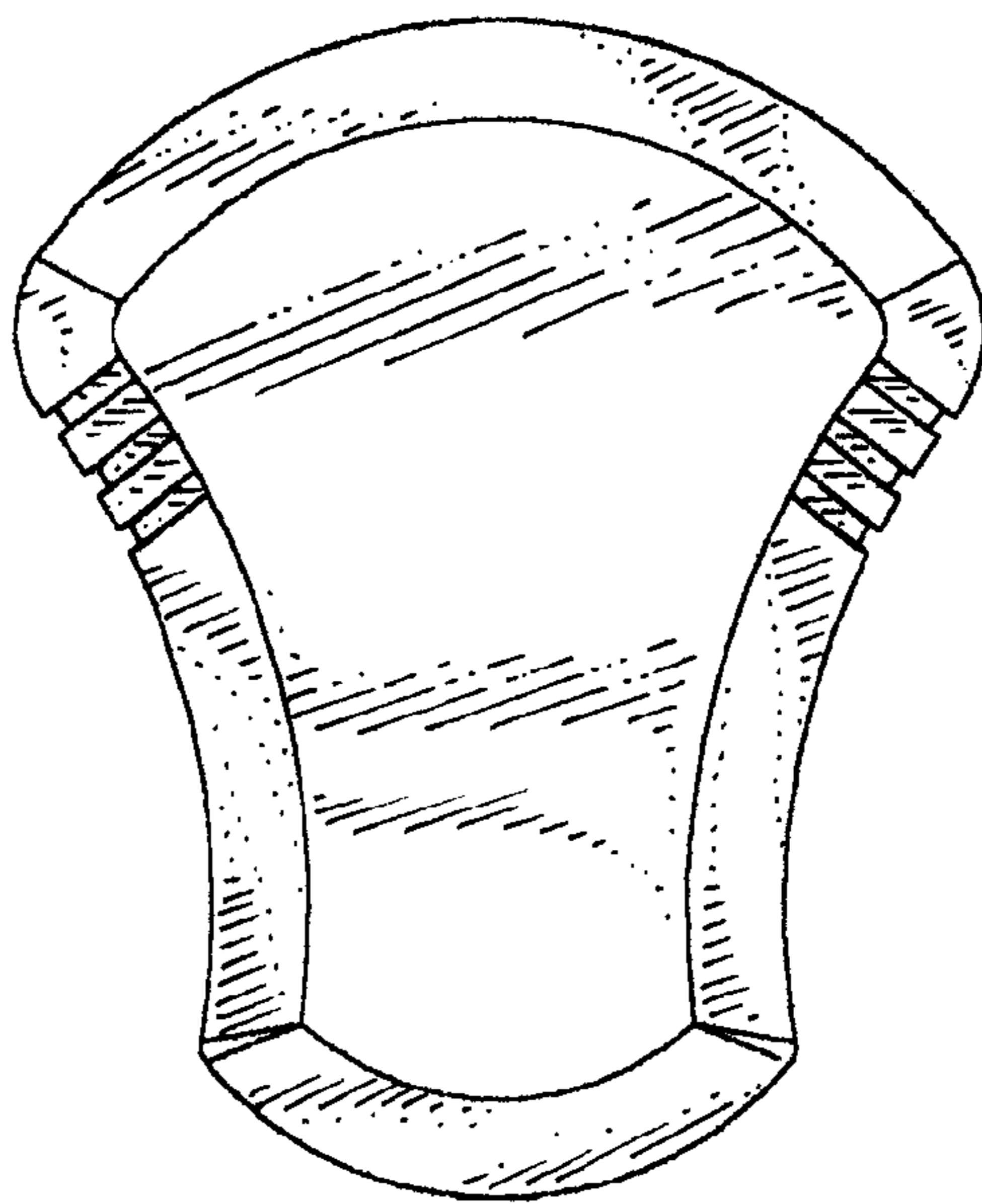


FIG. 5






FIG. 6






FIG. 7