



US00D463781S

(12) **United States Design Patent**  
**Faerber et al.**

(10) **Patent No.:** **US D463,781 S**

(45) **Date of Patent:** **\*\* Oct. 1, 2002**

(54) **HANDS FREE DESK STATION**

(75) **Inventors:** **Paul Faerber; David Wayne Larmour; Grant H. Lloyd**, all of Lawrenceville, GA (US)

(73) **Assignee:** **Motorola, Inc.**, Schaumburg, IL (US)

(\*\*) **Term:** **14 Years**

(21) **Appl. No.:** **29/134,470**

(22) **Filed:** **Dec. 23, 2000**

(51) **LOC (7) Cl.** ..... **14-03**

(52) **U.S. Cl.** ..... **D14/149; D14/240**

(58) **Field of Search** ..... D14/137, 138, D14/148, 147, 149-151, 140-142, 240, 241, 329, 330, 130, 356, 358, 230, 125, 155, 159; 379/433-436, 419, 420, 428, 440; D13/107, 108

(56) **References Cited**

**U.S. PATENT DOCUMENTS**

D301,456 S	*	6/1989	Siddoway	.....	D13/107
D347,219 S	*	5/1994	McGreevy	.....	D14/137
D358,364 S	*	5/1995	Siddoway	.....	D13/108
D363,717 S	*	10/1995	Solomita	.....	D14/149
D368,892 S	*	4/1996	Tanaka	.....	D13/108
D374,633 S	*	10/1996	Freese et al.	.....	D10/104
D390,553 S	*	2/1998	Beaumont et al.	.....	D14/137
D394,425 S	*	5/1998	Snyder et al.	.....	D13/118
D398,920 S	*	9/1998	Yen	.....	D14/125
D406,099 S	*	2/1999	Ng et al.	.....	D13/107

D406,812 S	*	3/1999	Nagele et al.	.....	D13/108
D406,840 S	*	3/1999	Mavarkis et al.	.....	D14/149
D409,170 S	*	5/1999	Ota et al.	.....	D14/114
D413,313 S	*	8/1999	Henderson et al.	.....	D14/107
D418,839 S	*	1/2000	Brunner et al.	.....	D14/230
D426,533 S	*	6/2000	Hughes et al.	.....	D14/149
D427,967 S	*	7/2000	Lloyd et al.	.....	D13/107
D428,876 S	*	8/2000	Renkis	.....	D14/230
D429,212 S	*	8/2000	Oden, II et al.	.....	D13/108
D434,142 S	*	11/2000	Cheney, II et al.	.....	D24/111
D436,576 S	*	1/2001	Herrmann et al.	.....	D13/107
D440,217 S	*	4/2001	Hasselmann et al.	.....	D14/155

\* cited by examiner

*Primary Examiner*—Jeffrey Asch

(74) *Attorney, Agent, or Firm*—Philip H. Burrus, IV

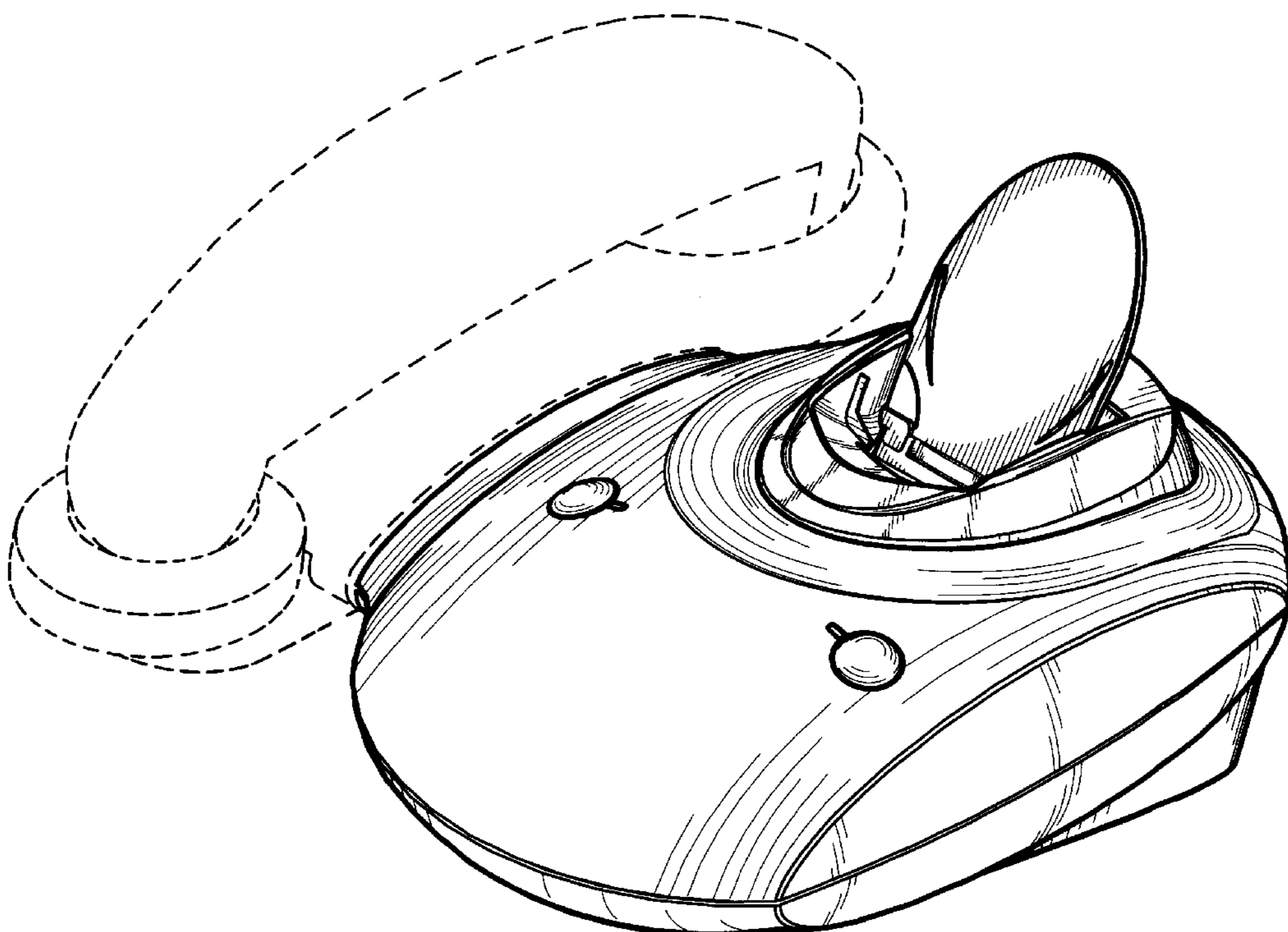
(57) **CLAIM**

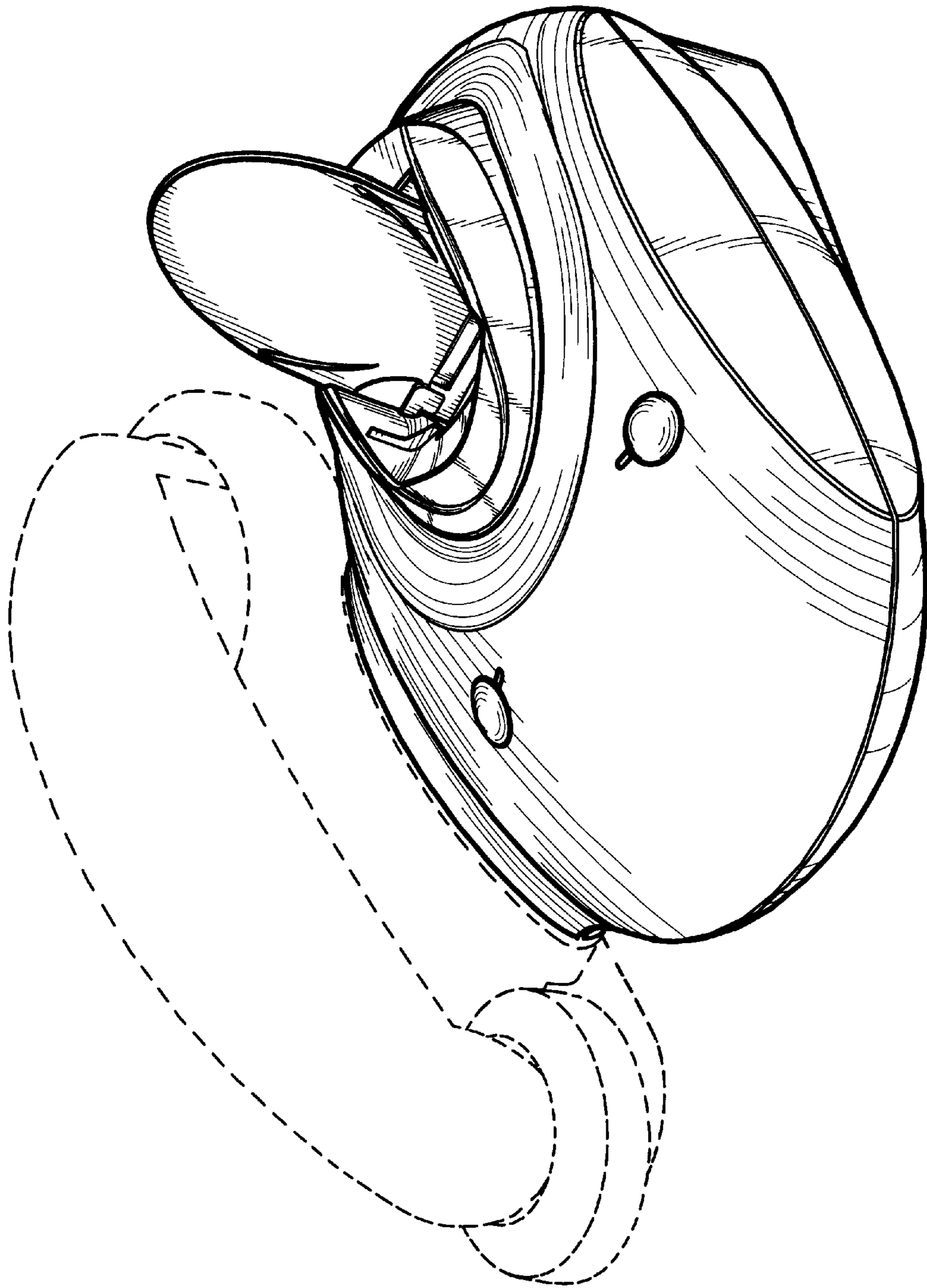
The ornamental design for a hands free desk station, as shown and described.

**DESCRIPTION**

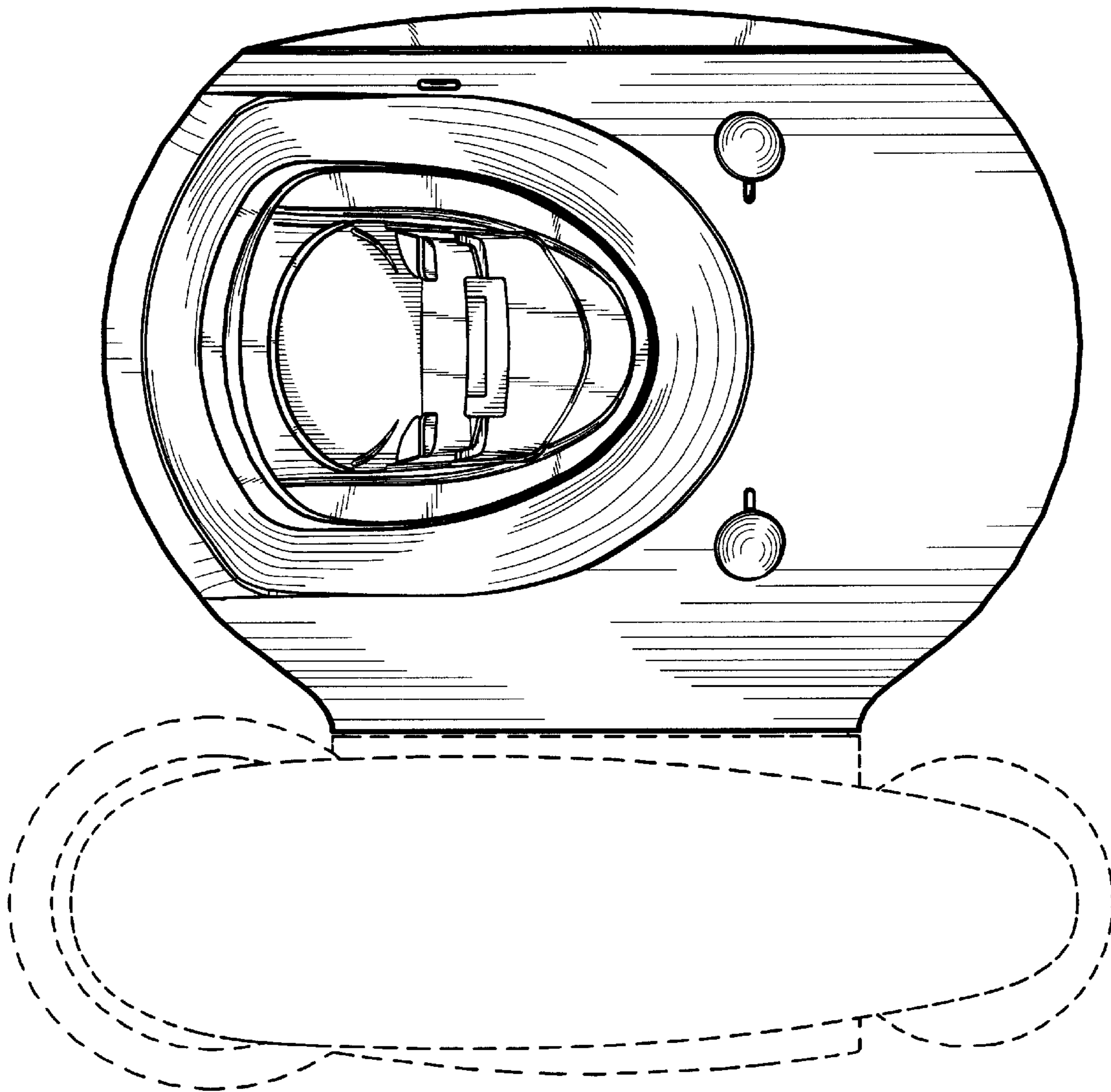
FIG. 1 is a front, top, right isometric view of a hands free desk station showing our new design; FIG. 2 is a top plan view thereof; and FIG. 3 is a front elevational view thereof; and FIG. 4 is a rear elevational view thereof; and, FIG. 5 is a right side elevational view thereof. The broken line showings throughout the views are for illustrative purposes only and form no part of the claimed design.

**1 Claim, 5 Drawing Sheets**

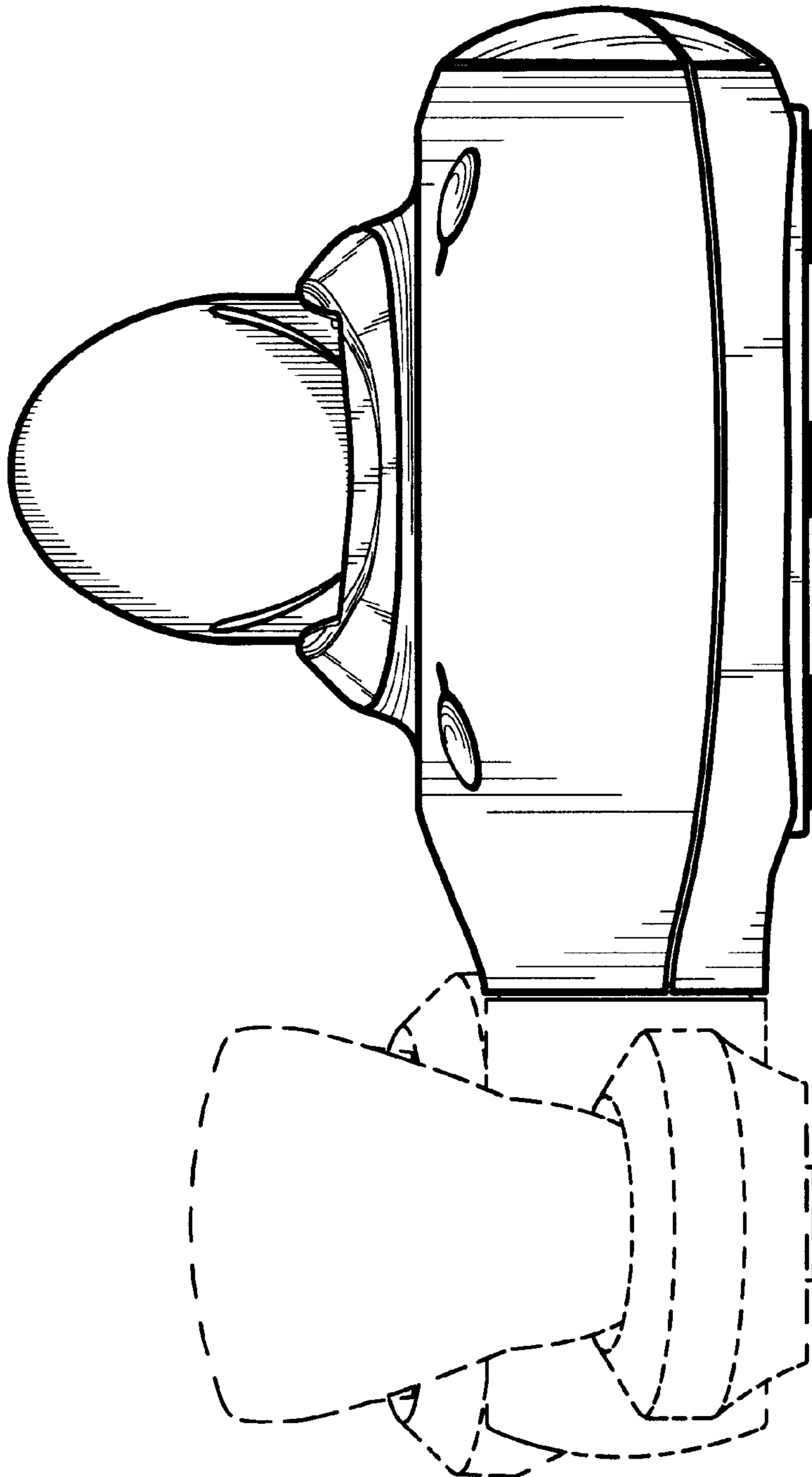




*FIG. 1*

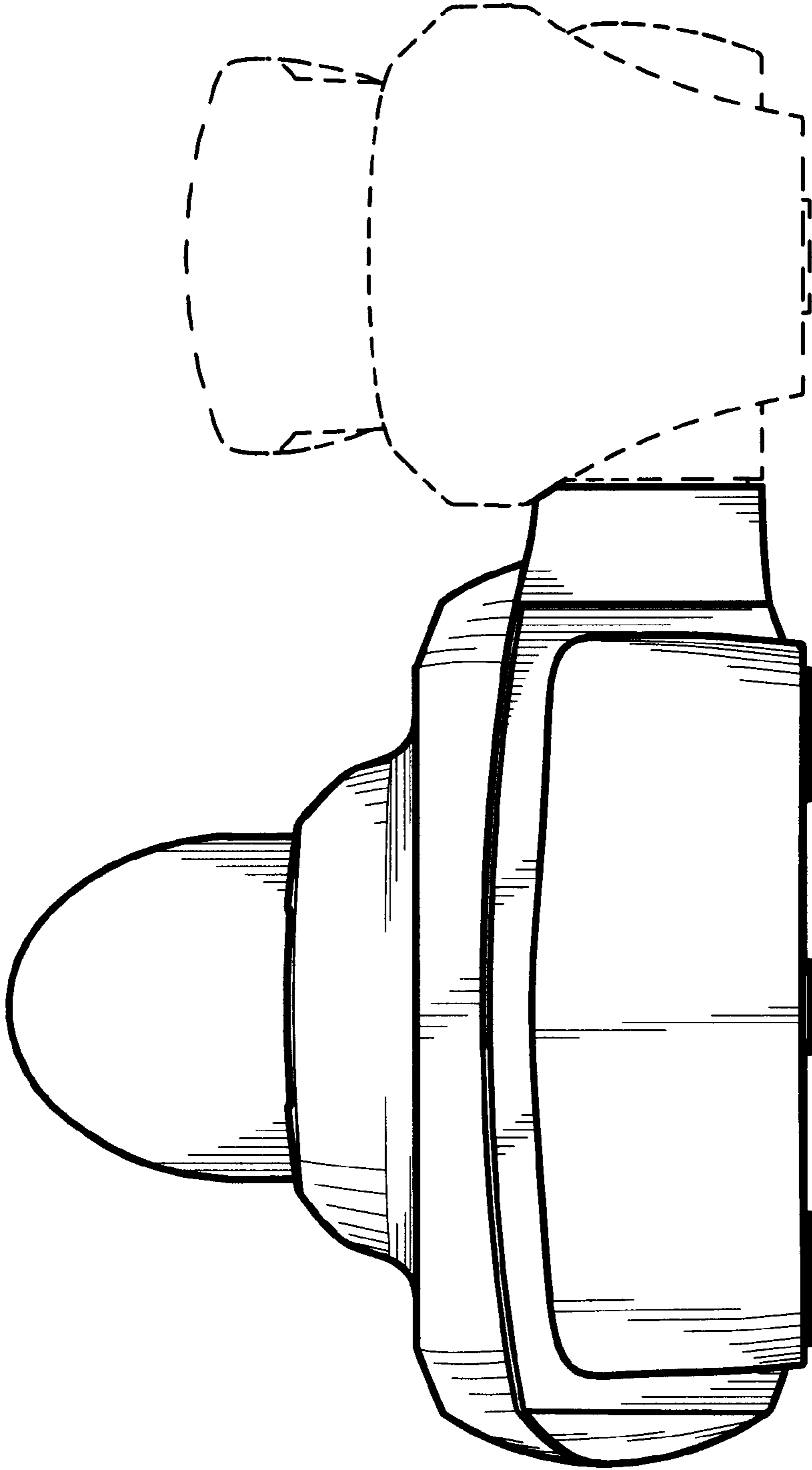


*FIG. 2*

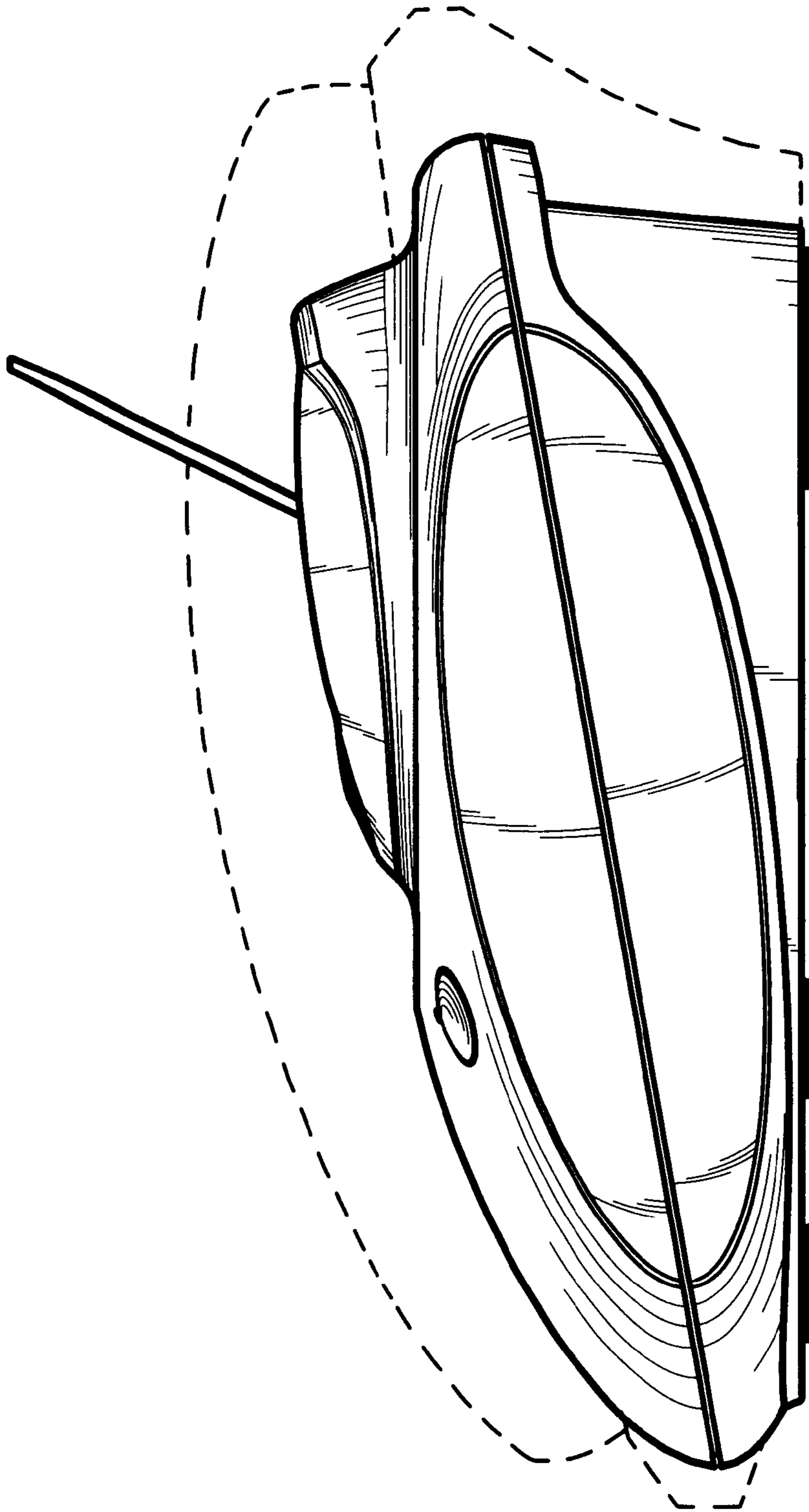


*FIG. 3*





*FIG. 4*



*FIG. 5*