



US00D463770S

(12) **United States Design Patent**
Aselton et al.

(10) **Patent No.:** **US D463,770 S**

(45) **Date of Patent:** **** Oct. 1, 2002**

(54) **SECTION OF A SUN DECK OF A PERSONAL WATERCRAFT**

(75) Inventors: **Ron Aselton**, Sterling Heights, MI (US); **Shannon Cassell**, Palm Bay, FL (US); **Greg Martin**, Melbourne Beach, FL (US); **David Kalhok**, Marion, IL (US)

(73) Assignee: **Bombardier Inc.**, Valcourt (CA)

(**) Term: **14 Years**

(21) Appl. No.: **29/152,481**

(22) Filed: **Dec. 21, 2001**

Related U.S. Application Data

(62) Division of application No. 29/123,862, filed on May 26, 2000, now Pat. No. Des. 453,955.

(51) **LOC (7) Cl.** **12-06**

(52) **U.S. Cl.** **D12/307; D12/318**

(58) **Field of Search** **D12/300-318; 114/270, 271, 56**

(56) **References Cited**

U.S. PATENT DOCUMENTS

| | | | | | |
|-------------|---|---------|------------------|-------|---------|
| D325,556 S | * | 4/1992 | Lapointe | | D12/307 |
| D340,221 S | * | 10/1993 | Krieger et al. | | D12/307 |
| 5,320,059 A | | 6/1994 | Ikeda | | |
| 5,572,943 A | | 11/1996 | Kobayashi et al. | | |
| 5,676,086 A | | 10/1997 | Watkins | | |
| D399,182 S | * | 10/1998 | Lapointe et al. | | D12/307 |
| D444,761 S | * | 7/2001 | Momoi et al. | | D12/307 |

OTHER PUBLICATIONS

Bombardier Sea-Doo 1999 Product Brochure, Everybody's doin' it., Copyright 1998.

Yamaha 2000, WaveRunner Watercraft Brochure, Copyright 1999.

Bombardier Sea-Doo 5640 GTX 1996 Model Parts Catalogue, pp. A2, C11.

Sea-Doo, Parts Catalog 2000, LRV 5688-05/1999-219 300 910.

* cited by examiner

Primary Examiner—Lisa Lichtenstein

(74) *Attorney, Agent, or Firm*—Pillsbury Winthrop LLP

(57) **CLAIM**

The ornamental design for a section of a sun deck of a personal watercraft, as shown and described.

DESCRIPTION

FIG. 1 is a perspective illustration, from the front and right side, of a single section of a sun deck of a personal watercraft of our design;

FIG. 2 is a right side view thereof;

FIG. 3 is a left side view thereof;

FIG. 4 is a front view thereof;

FIG. 5 is a rear view thereof;

FIG. 6 is a top view thereof; and,

FIG. 7 is a bottom view thereof.

While only the right-hand side of the sun deck section is illustrated in FIGS. 1-7, Applicants also intend for the claim to encompass the left-hand sun deck section, which is a mirror image thereof.

1 Claim, 6 Drawing Sheets






FIG. 1



FIG. 2

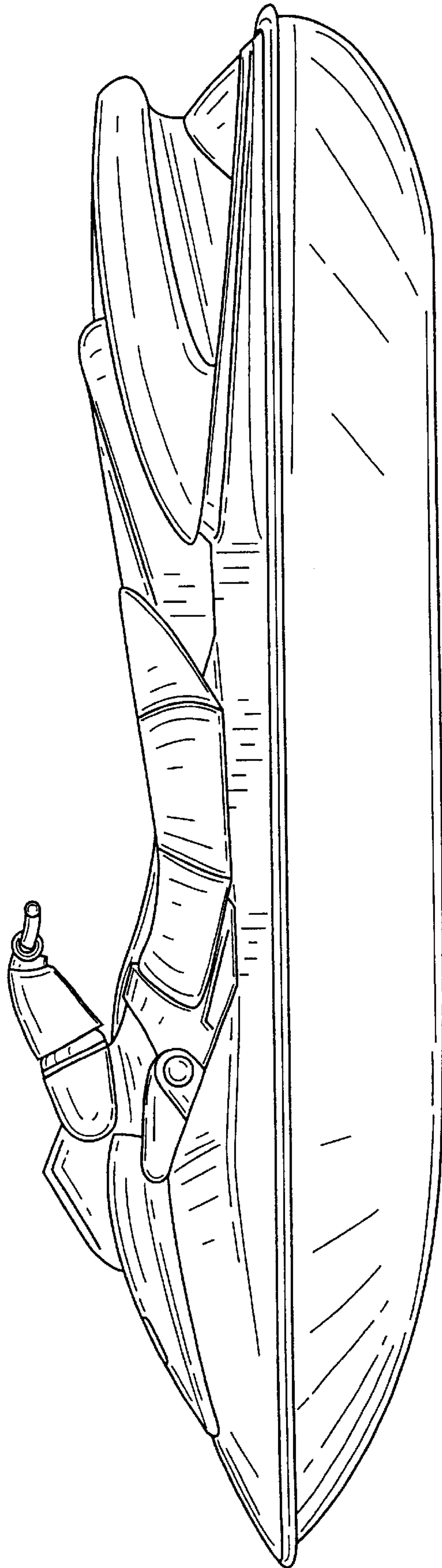


FIG. 3

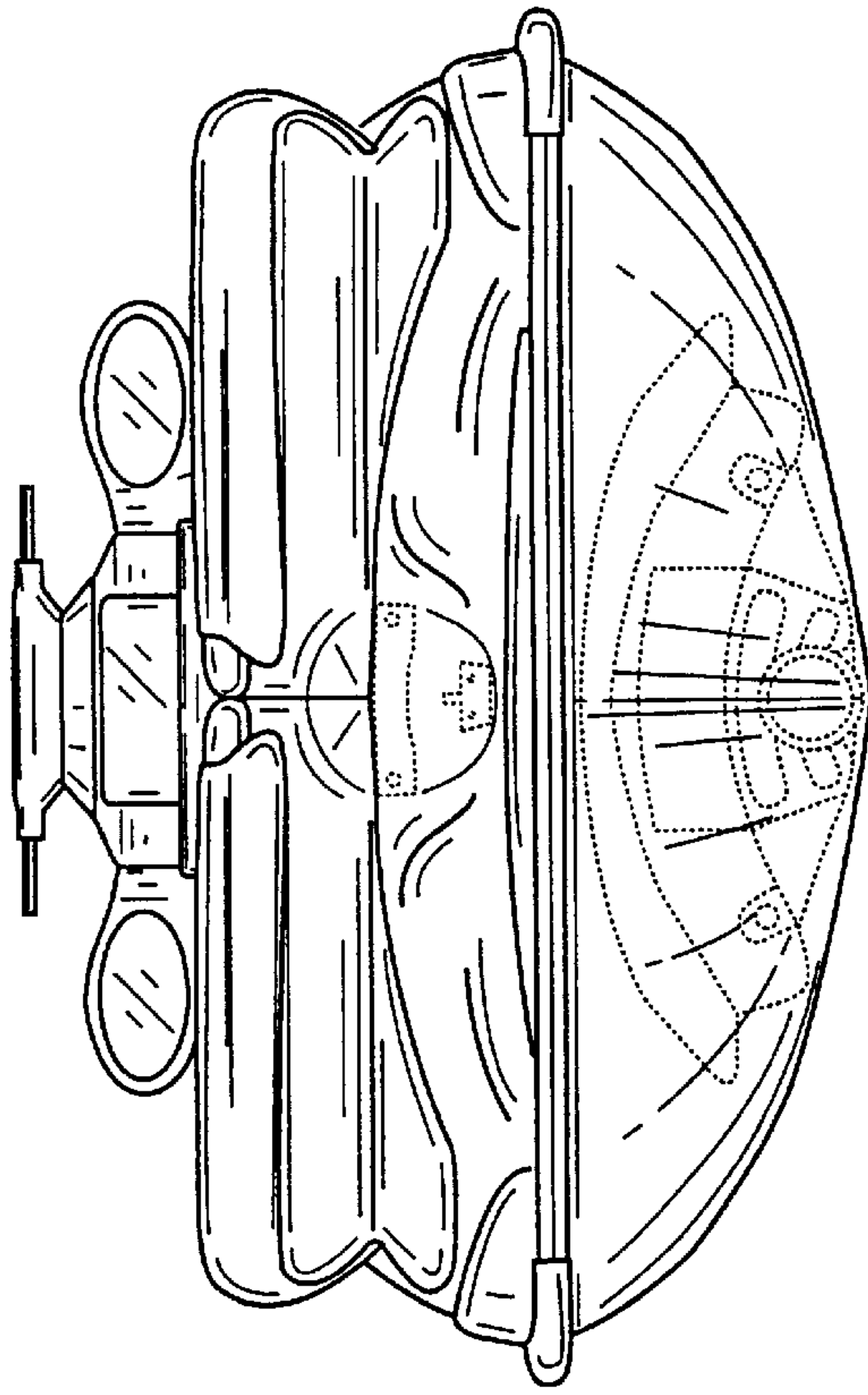


FIG. 5

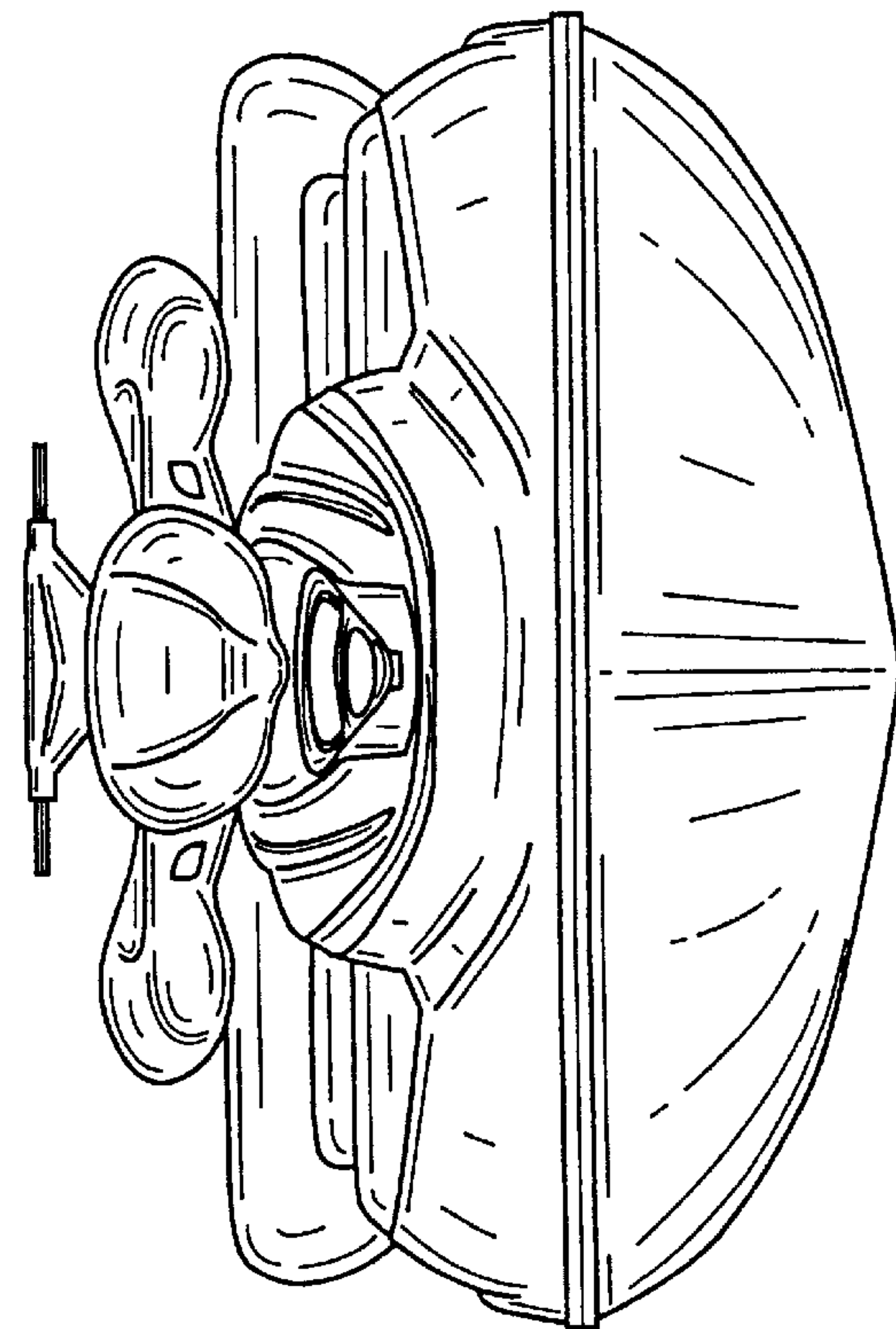


FIG. 4

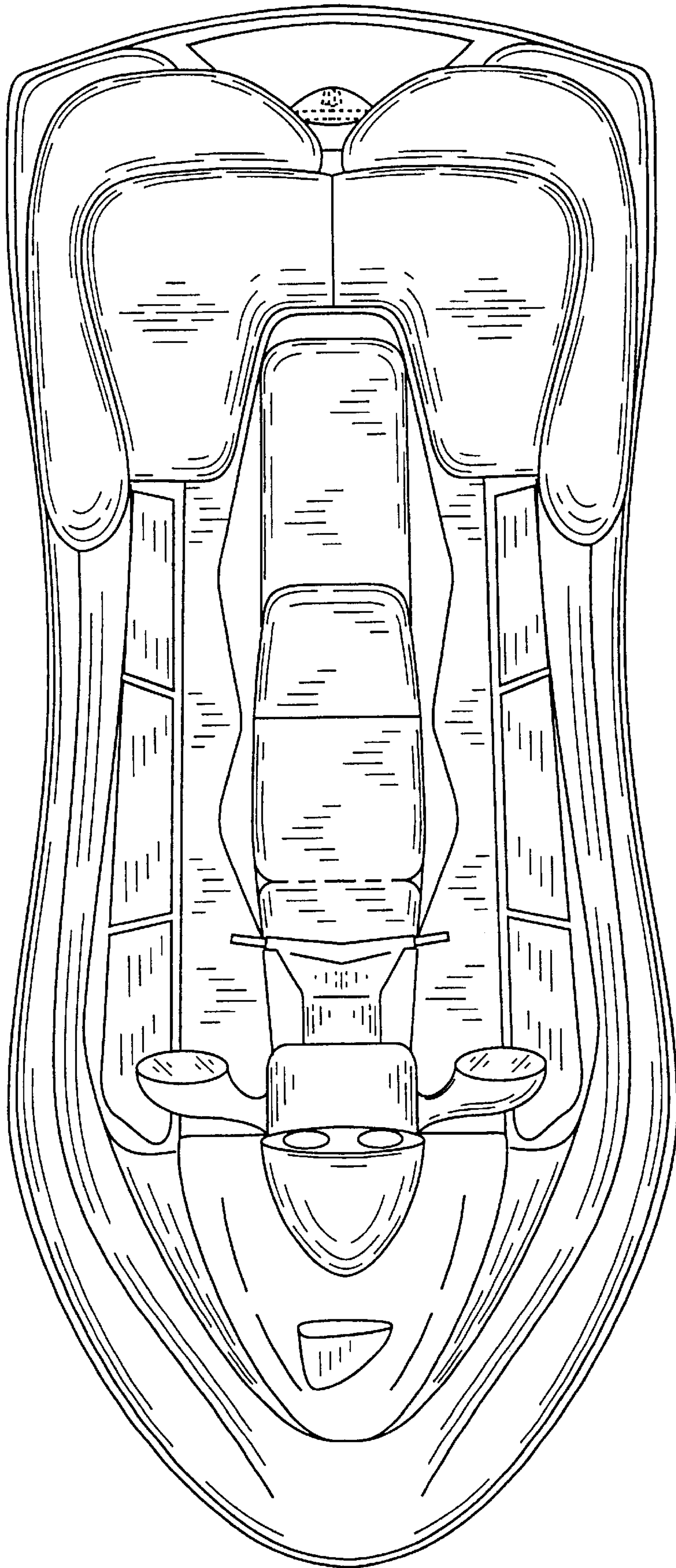


FIG. 6

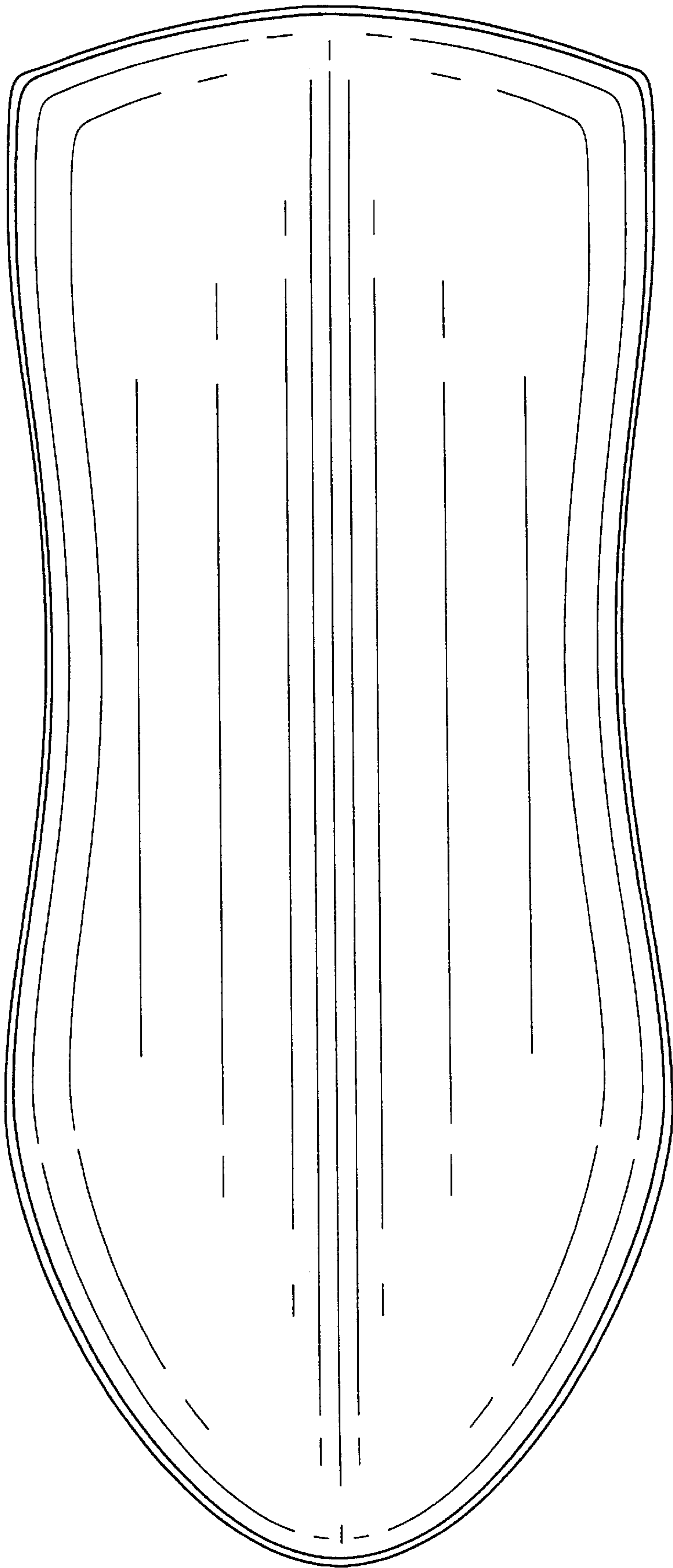


FIG. 7