



US00D463758S

(12) **United States Design Patent**  
**Meadows et al.**

(10) **Patent No.:** **US D463,758 S**

(45) **Date of Patent:** **\*\* Oct. 1, 2002**

(54) **VEHICLE BODY**

D420,939 S \* 2/2000 Faurote et al. .... D12/91

(75) Inventors: **Jordan J Meadows**, San Diego, CA (US); **Freeman J Thomas**, Bloomfield, MI (US); **Steven W Ferrerio**, Troy, MI (US); **Robert J Janosko**, Bloomfield Hills, MI (US)

(73) Assignee: **DaimlerChrysler Corporation**, Auburn Hills, MI (US)

(\*\*) Term: **14 Years**

(21) Appl. No.: **29/133,768**

(22) Filed: **Dec. 7, 2000**

(51) **LOC (7) Cl.** ..... **12-08**

(52) **U.S. Cl.** ..... **D12/91**

(58) **Field of Search** ..... D12/90-92, 86;  
296/185, 186, 183

(56) **References Cited**

**U.S. PATENT DOCUMENTS**

D172,124 S	5/1954	Blenkle	.....	D12/91
D220,837 S	6/1971	Mattson	.....	D12/91
D296,538 S	7/1988	Kim	.....	D12/91
D350,504 S	* 9/1994	Nixon	.....	D12/91
D383,710 S	9/1997	Guichard et al.	.....	D12/91
D389,438 S	1/1998	Guichard et al.	.....	D12/98
D391,520 S	3/1998	Laster	.....	D12/91
D401,186 S	11/1998	Abbott et al.	.....	D12/91
D416,519 S	* 11/1999	Hon et al	.....	D12/91

**OTHER PUBLICATIONS**

“Car and Driver”, Hummer, p. 108 (1992).  
Automotive Industries, “Mighty Mite”, p. 18, Feb. 1, 1959.  
Automotive News, “Datsun patrol”, p. 254, 1963 Almanac Issue.  
Motor Trend, Jeep CJ-7, p. 51, Mar. 1976.  
Jeep Catalog, Jeep CJ-5, pp. 6, 7, 9, 1974.

\* cited by examiner

*Primary Examiner*—Melody N. Brown

(74) *Attorney, Agent, or Firm*—Mark P Calcaterra

(57) **CLAIM**

The ornamental design for a vehicle body, as shown and described.

**DESCRIPTION**

FIG. 1 is a front perspective view of a vehicle body showing our new design.

FIG. 2 is a rear perspective view thereof.

FIG. 3 is a right side view thereof.


FIG. 4 is a left side view thereof.

FIG. 5 is a front view thereof; and,

FIG. 6 is a rear view thereof.

It will be understood that the top is plain and unornamental and further that the broken line shown throughout the drawings is for illustration only, forming no part of the claimed design.

**1 Claim, 5 Drawing Sheets**



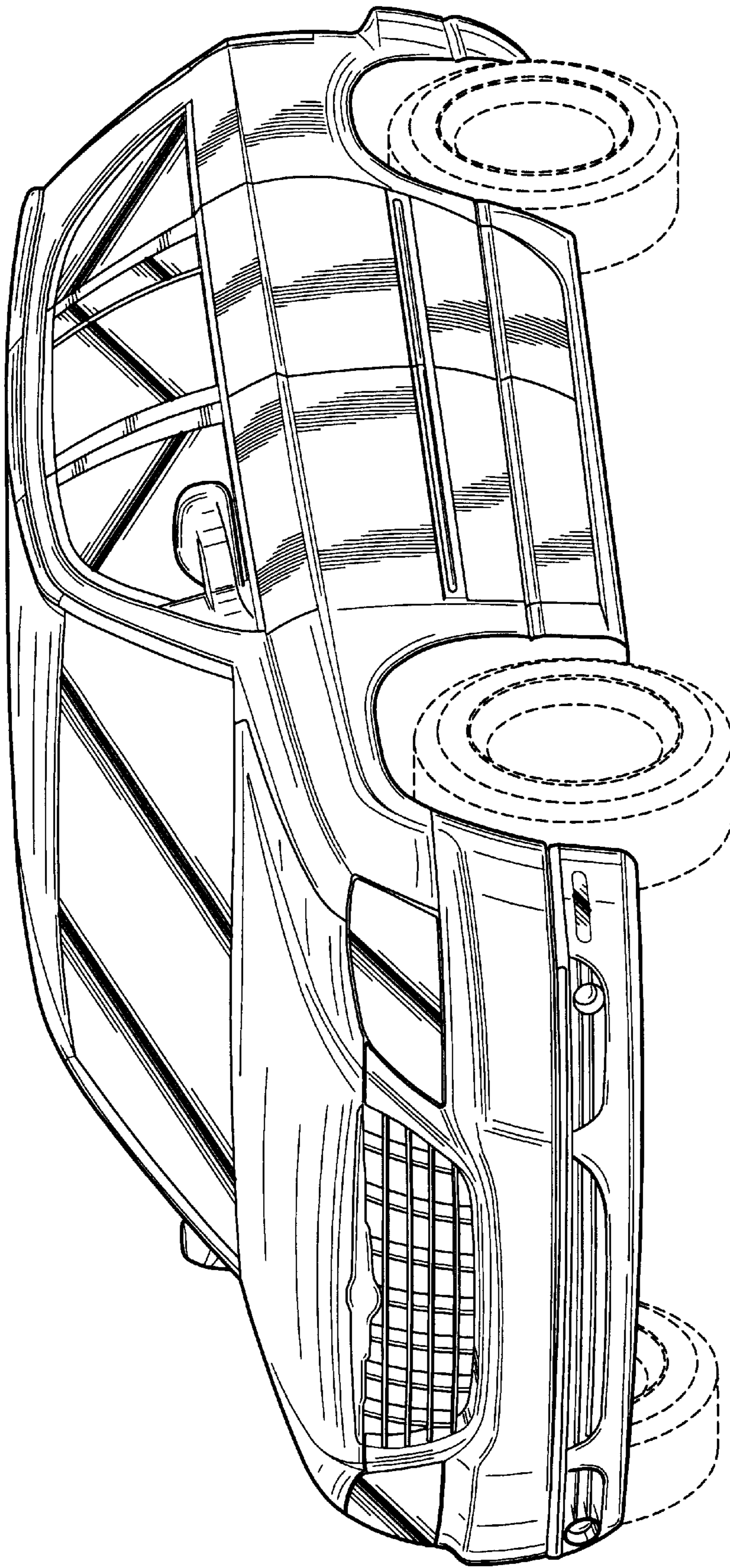
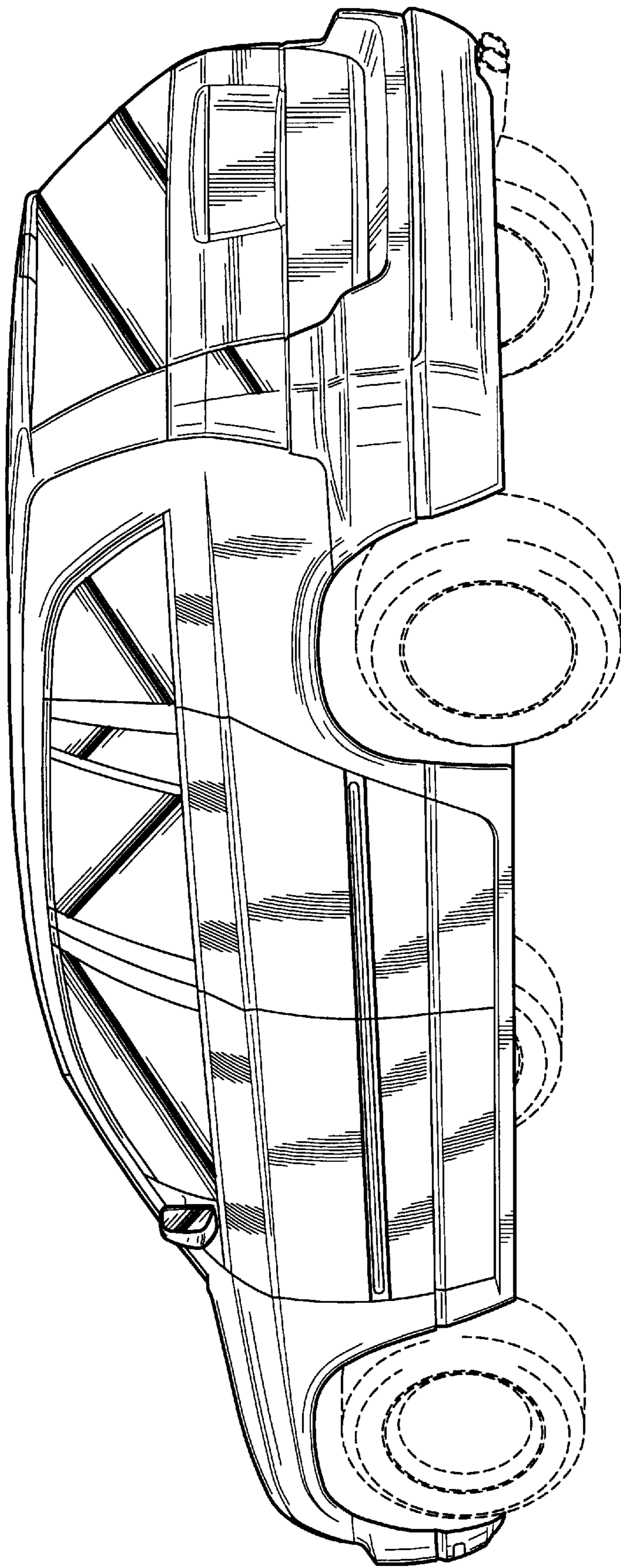


Figure - 1





**Figure - 2**

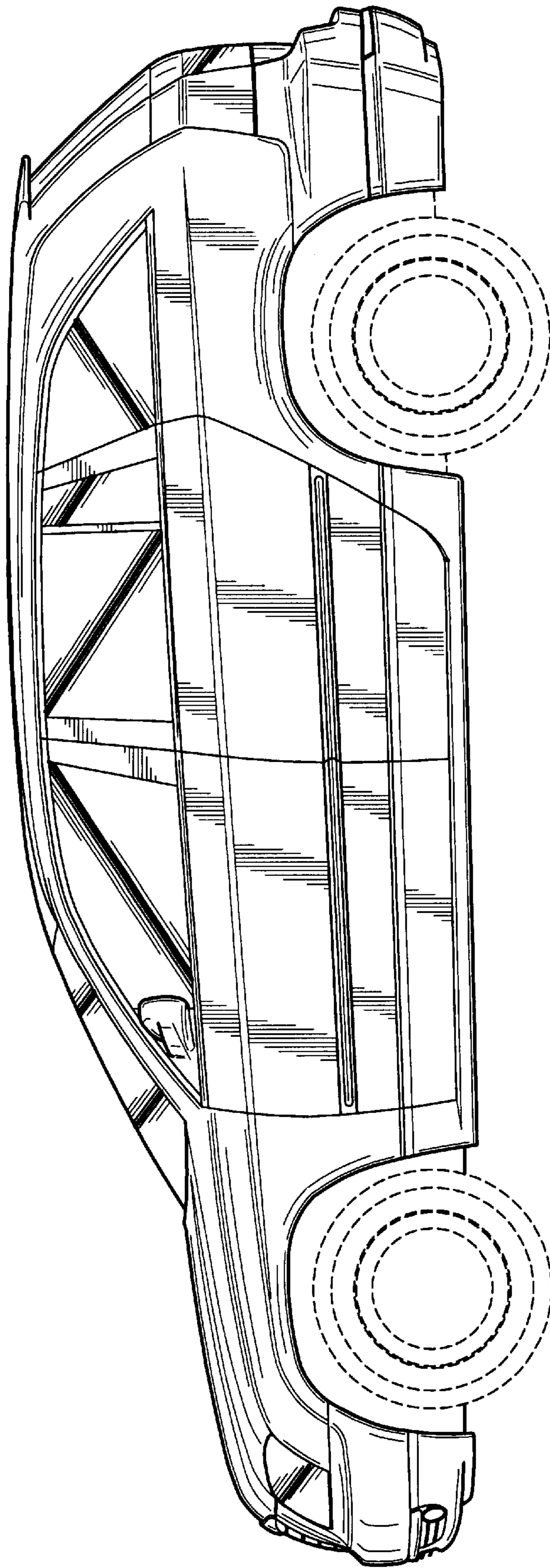


Figure - 3

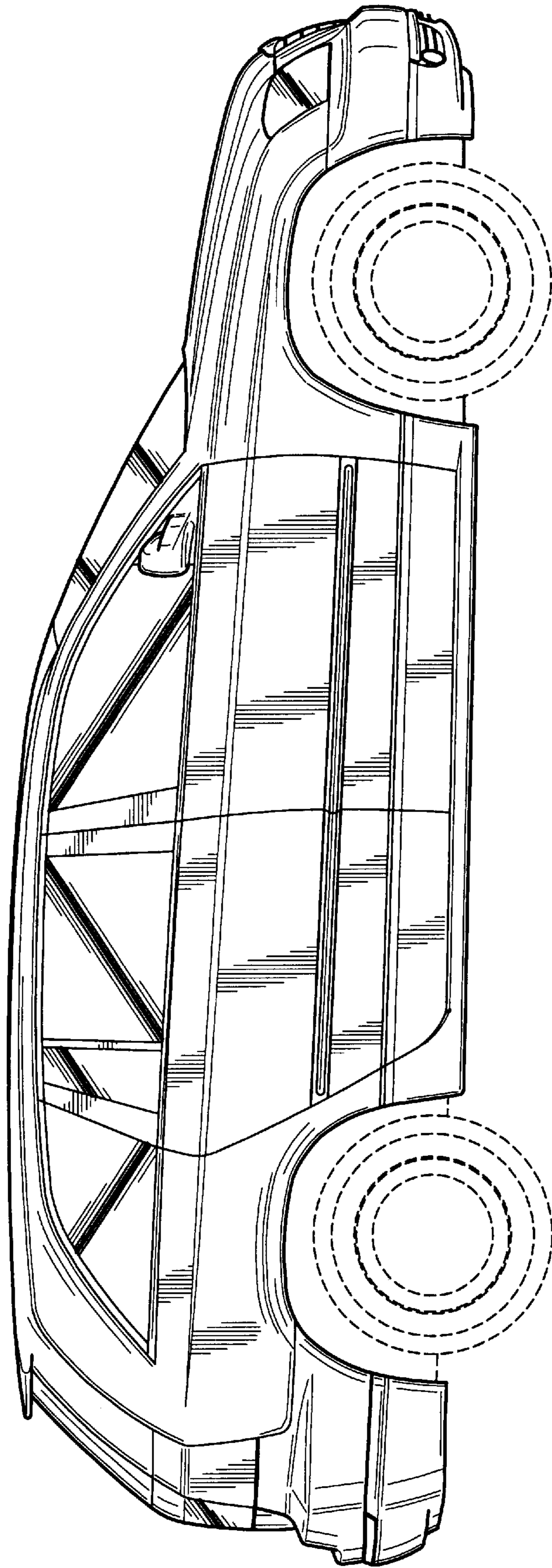

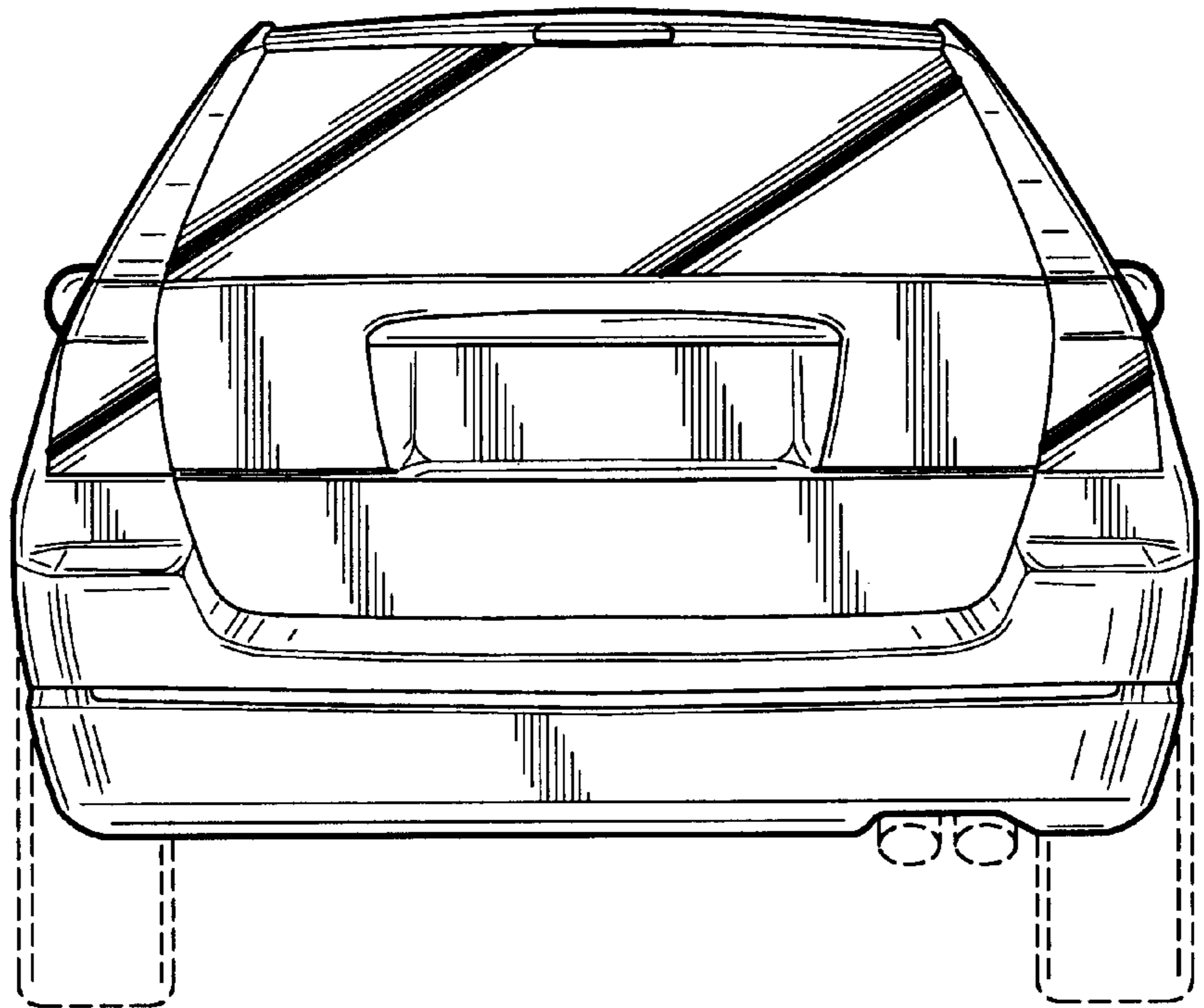


Figure - 4



**Figure - 5**



**Figure - 6**



UNITED STATES PATENT AND TRADEMARK OFFICE  
**CERTIFICATE OF CORRECTION**

PATENT NO. : Des. 463,758 S  
APPLICATION NO. : 29/133768  
DATED : October 1, 2002  
INVENTOR(S) : Meadows et al.

Page 1 of 7

It is certified that error appears in the above-identified patent and that said Letters Patent is hereby corrected as shown below:

**IN THE DRAWINGS:**

Replace drawing sheets 1-5 with the following sheets 1-5.

Replace title page with attached title page.

Signed and Sealed this

Nineteenth Day of September, 2006

A handwritten signature in black ink on a dotted background. The signature reads "Jon W. Dudas" in a cursive style.

JON W. DUDAS

*Director of the United States Patent and Trademark Office*

(12) **United States Design Patent** (10) **Patent No.:** **US D463,758 S**  
**Meadows et al.** (45) **Date of Patent:** **\*\* Oct. 1, 2002**

(54) **VEHICLE BODY**

D420.939 S \* 2/2000 Faurote et al. .... D12/91

(75) Inventors: **Jordan J Meadows**, San Diego, CA (US); **Freeman J Thomas**, Bloomfield, MI (US); **Steven W Ferrerio**, Troy, MI (US); **Robert J Janosko**, Bloomfield Hills, MI (US)

(73) Assignee: **DaimlerChrysler Corporation**, Auburn Hills, MI (US)

(\*\*) Term: **14 Years**

(21) Appl. No.: **29/133,768**

(22) Filed: **Dec. 7, 2000**

(51) **LOC (7) Cl.** ..... **12-08**

(52) **U.S. Cl.** ..... **D12/91**

(58) **Field of Search** ..... **D12/90-92, 86;**  
**296/185, 186, 183**

(56) **References Cited**

**U.S. PATENT DOCUMENTS**

D172.124 S	5/1954	Blenkle	.....	D12/91
D220.837 S	6/1971	Mattson	.....	D12/91
D296.538 S	7/1988	Kim	.....	D12/91
D350.504 S	* 9/1994	Nixon	.....	D12/91
D383.710 S	9/1997	Guichard et al.	.....	D12/91
D389.438 S	1/1998	Guichard et al.	.....	D12/98
D391.520 S	3/1998	Laster	.....	D12/91
D401.186 S	11/1998	Abbott et al.	.....	D12/91
D416.519 S	* 11/1999	Hon et al	.....	D12/91

**OTHER PUBLICATIONS**

"Car and Driver", Hummer, p. 108 (1992).  
 Automotive Industries, "Mighty Mite", p. 18, Feb. 1, 1959.  
 Automotive News, "Datsun patrol", p. 254, 1963 Almanac Issue.  
 Motor Trend, Jeep CJ-7, p. 51, Mar. 1976.  
 Jeep Catalog, Jeep CJ-5, pp. 6, 7, 9, 1974.

\* cited by examiner

*Primary Examiner*—Melody N. Brown

(74) *Attorney, Agent, or Firm*—Mark P Calcaterra

(57) **CLAIM**

The ornamental design for a vehicle body, as shown and described.

**DESCRIPTION**

FIG. 1 is a front perspective view of a vehicle body showing our new design.

FIG. 2 is a rear perspective view thereof.

FIG. 3 is a right side view thereof.


FIG. 4 is a left side view thereof.

FIG. 5 is a front view thereof; and,

FIG. 6 is a rear view thereof.

It will be understood that the top is plain and unornamental and further that the broken line shown throughout the drawings is for illustration only, forming no part of the claimed design.

**1 Claim, 5 Drawing Sheets**





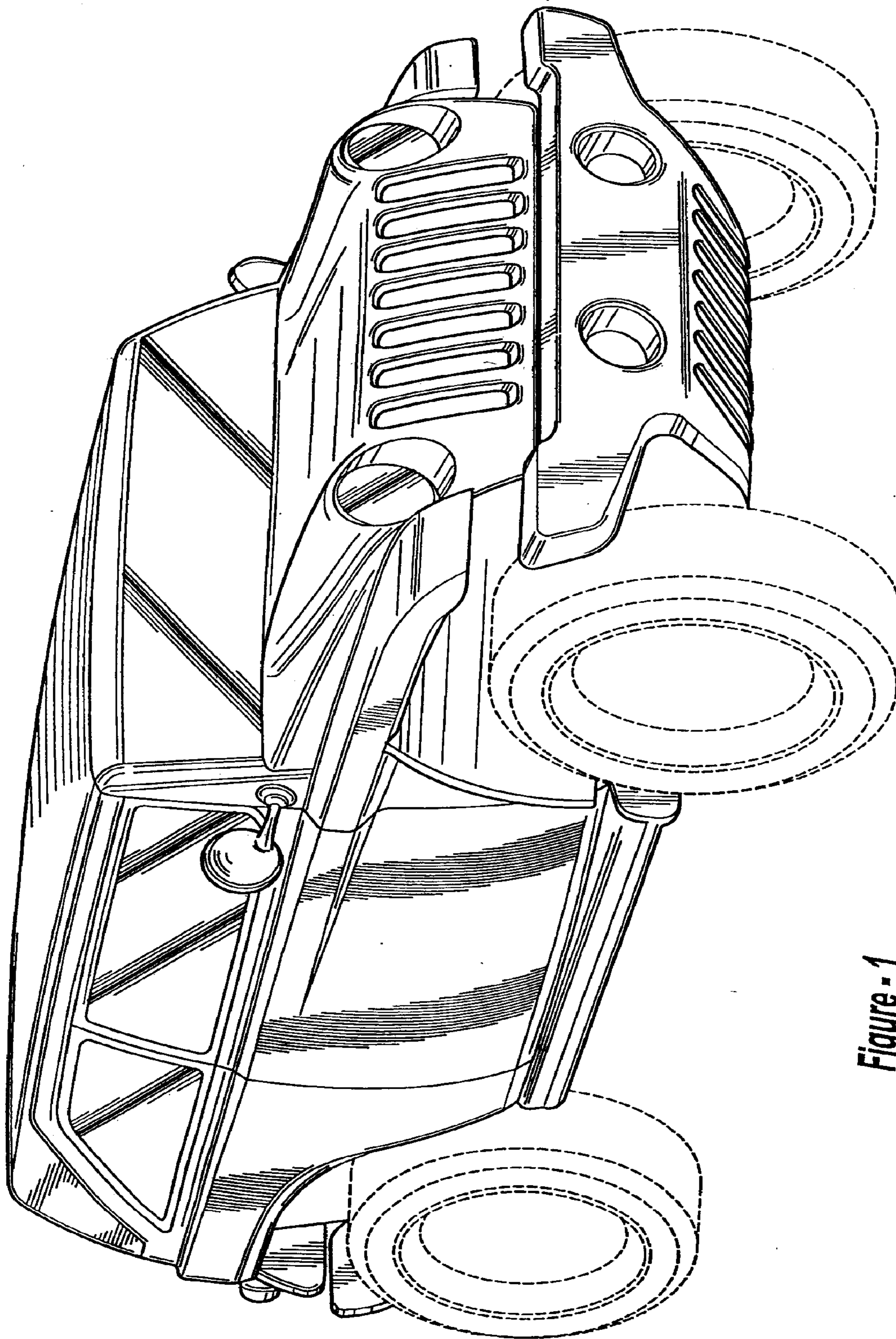


Figure - 1

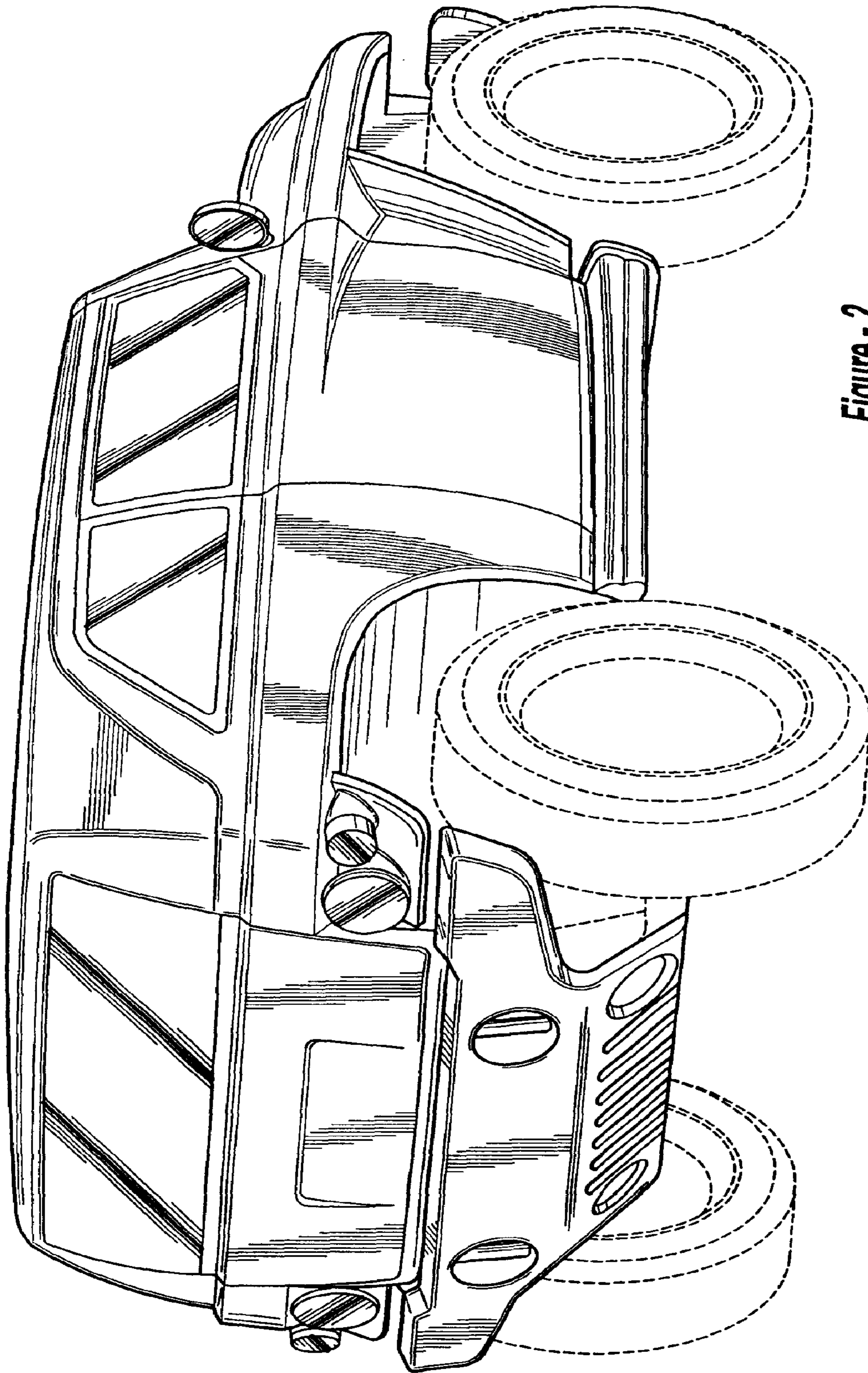


Figure - 2



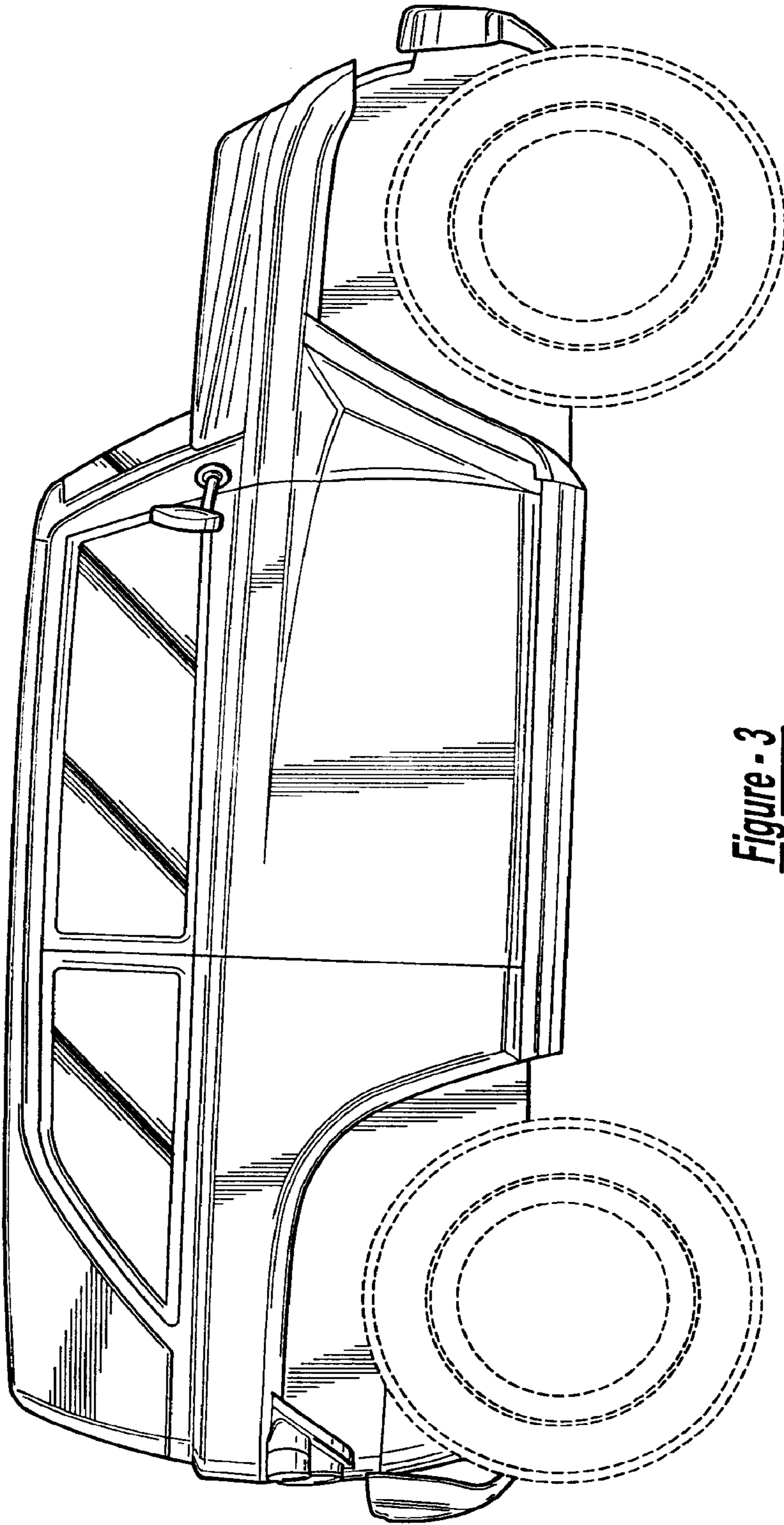


Figure - 3



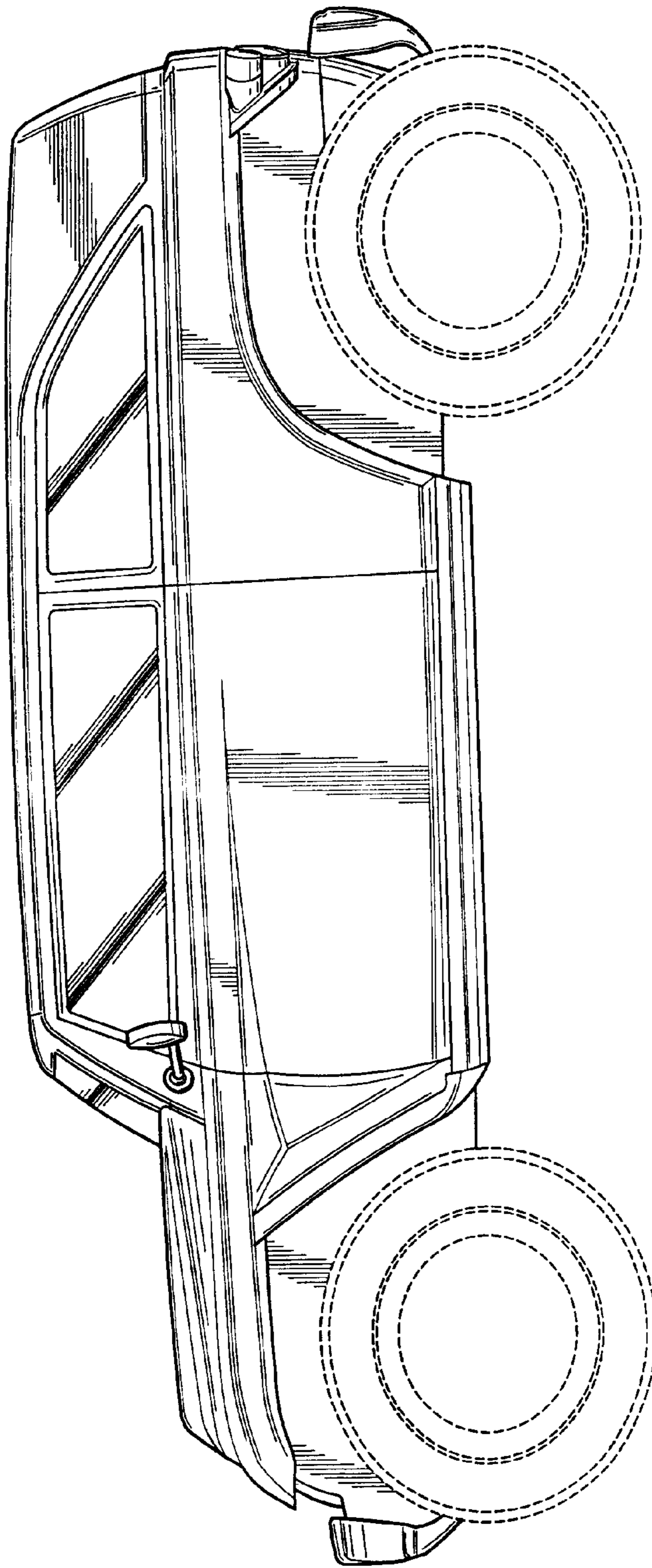


Figure - 4




Figure - 5




Figure - 6