



US00D463756S

(12) **United States Design Patent**  
**Ve**

(10) **Patent No.:** **US D463,756 S**

(45) **Date of Patent:** **\*\* Oct. 1, 2002**

(54) **VASE**  
(75) **Inventor:** **Pernille Ve**, København (DK)  
(73) **Assignee:** **Menu A/S**, Fredensborg (DK)  
(\*\*) **Term:** **14 Years**

D285,515 S \* 9/1986 Papciak ..... D7/509  
D289,722 S \* 5/1987 Neiser ..... D11/603  
D305,193 S \* 12/1989 Sajadieh ..... D7/509  
D371,939 S \* 7/1996 Rigney ..... D7/509  
D419,386 S \* 1/2000 Bouleuc ..... D7/603

\* cited by examiner

(21) **Appl. No.:** **29/146,674**  
(22) **Filed:** **Aug. 14, 2001**

*Primary Examiner*—Doris V. Coles  
*Assistant Examiner*—Mimosa De  
(74) *Attorney, Agent, or Firm*—Ladas & Parry

(51) **LOC (7) Cl.** ..... **11-02**  
(52) **U.S. Cl.** ..... **D11/152; D11/153**  
(58) **Field of Search** ..... D11/143, 144,  
D11/149, 152, 153, 154; D7/509, 514, 523,  
603; 47/41.01, 65.5, 66.6, 67, 68; 206/423;  
248/27.8

(57) **CLAIM**  
The ornamental design for a vase, as shown and described.


**DESCRIPTION**

FIG. 1 is a perspective view of a vase showing my new design;  
FIG. 2 is a front view of FIG. 1;  
FIG. 3 is a right side view of FIG. 1;  
FIG. 4 is a left side view of FIG. 1;  
FIG. 5 is a back side view of FIG. 1;  
FIG. 6 is a top view of FIG. 1; and,  
FIG. 7 is a bottom view of FIG. 1.


(56) **References Cited**  
**U.S. PATENT DOCUMENTS**

D42,648 S \* 6/1912 Sanford ..... D11/154  
D209,306 S \* 11/1967 Schilling ..... D7/523  
D209,307 S \* 11/1967 Schilling ..... D7/523  
3,810,557 A \* 5/1974 Cline ..... D7/523  
D249,110 S \* 8/1978 Newmark ..... D7/509

**1 Claim, 6 Drawing Sheets**









**FIG. 1**






**FIG. 2**






**FIG. 3**






**FIG. 4**






**FIG. 5**





**FIG. 6**



**FIG. 7**