



US00D463755S

(12) **United States Design Patent**
Rose

(10) **Patent No.:** **US D463,755 S**

(45) **Date of Patent:** **** Oct. 1, 2002**

(54) **AIR BASE**

(76) **Inventor:** **Andrew D. Rose**, 8813 E. Charter Oak Dr., Scottsdale, AZ (US) 85260

(**) **Term:** **14 Years**

(21) **Appl. No.:** **29/140,168**

(22) **Filed:** **Apr. 12, 2001**

(51) **LOC (7) Cl.** **11-02**

(52) **U.S. Cl.** **D11/152**

(58) **Field of Search** D11/143, 144,
D11/145, 147, 148, 152, 153, 154; 47/39,
41.01, 41.11, 41.12, 41.13, 65.5, 65.6, 66.2,
66.5, 66.6, 67, 68, 69, 70, 71, 79, 81; 206/423;
248/27.8

4,962,613 A	10/1990	Nalbandian	
5,099,609 A	3/1992	Yamauchi	
5,209,013 A	5/1993	Sellers	
D340,674 S	* 10/1993	Carlson D11/152
D352,479 S	11/1994	Carlson	
D352,480 S	11/1994	Carlson	
D382,512 S	8/1997	Hulsebus	
6,182,394 B1	* 2/2001	Bassler 46/65.5

* cited by examiner

Primary Examiner—Doris V. Coles

Assistant Examiner—Mimosa De

(74) *Attorney, Agent, or Firm*—Franklin Gubernick

(57) **CLAIM**

The ornamental design for an air base, as shown and described.

DESCRIPTION

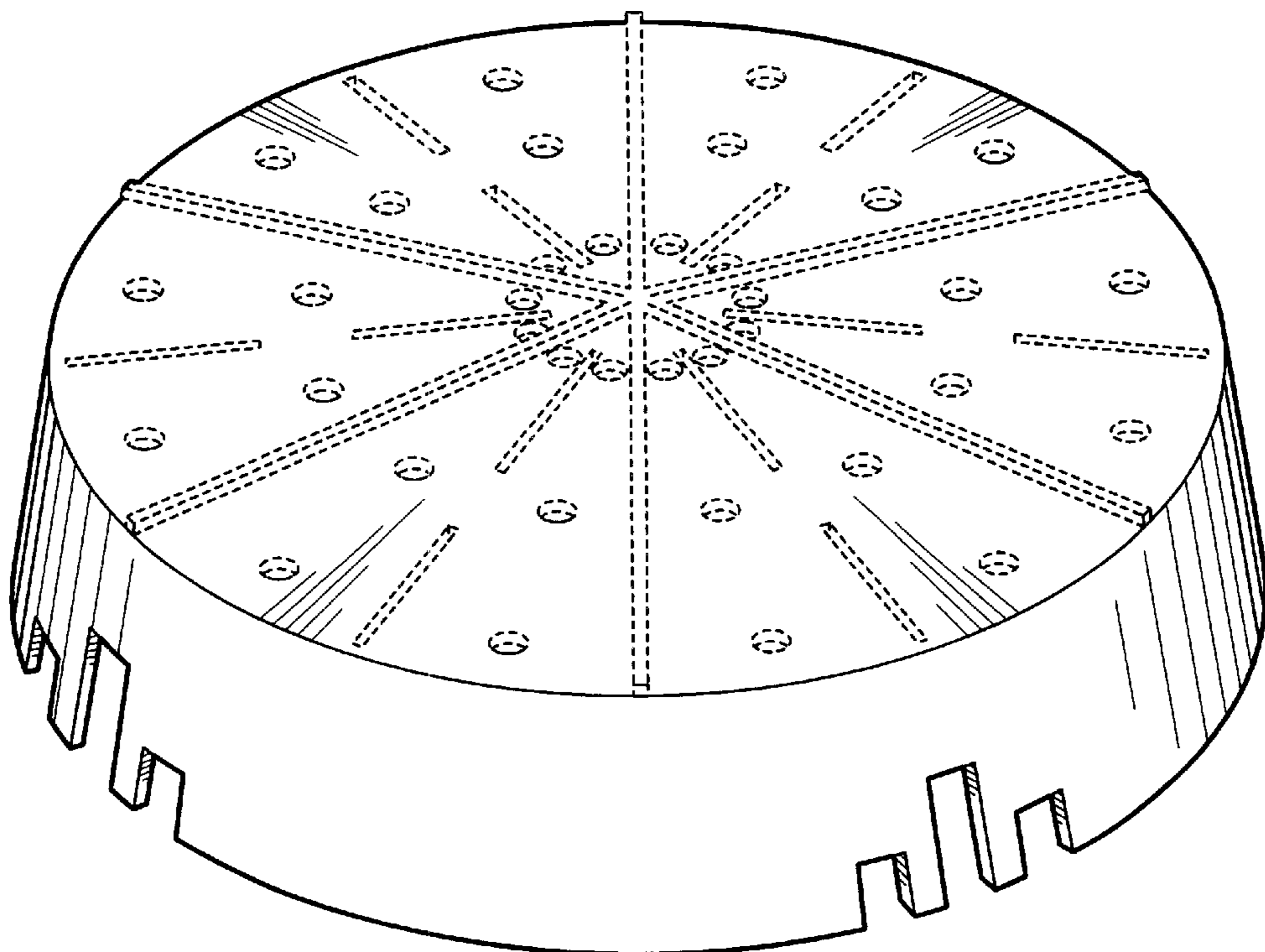
FIG. 1 is a top plan view of an air base in accordance with my invention;
 FIG. 2 is a front elevational view thereof, the rear elevational view being a mirror image;
 FIG. 3 is a perspective view thereof;
 FIG. 4 is a bottom view thereof; and,
 FIG. 5 is a right side elevational view thereof, the left side elevational view being a mirror image.
 The structure indicated in the drawing figures by broken lines is not part of the design sought to be patented in this application.

(56) **References Cited**

U.S. PATENT DOCUMENTS

603,492 A	*	5/1898	Waterer	47/65.6
611,523 A		9/1898	Springer		
2,484,909 A		10/1949	Ritter		
2,486,932 A	*	11/1949	Elliott	47/41.13
2,818,681 A	*	1/1958	Coplen	47/41.12
2,834,153 A	*	5/1958	Fearn	47/66.2
3,284,039 A	*	11/1966	Brunner	47/41.13
4,027,429 A		6/1977	Georgi		
4,077,159 A		3/1978	Haglund		
4,165,835 A	*	8/1979	Dearling	47/41.01
4,173,097 A		11/1979	Staby		
D255,555 S		6/1980	Smith		
4,860,491 A		8/1989	Panuski		

1 Claim, 3 Drawing Sheets



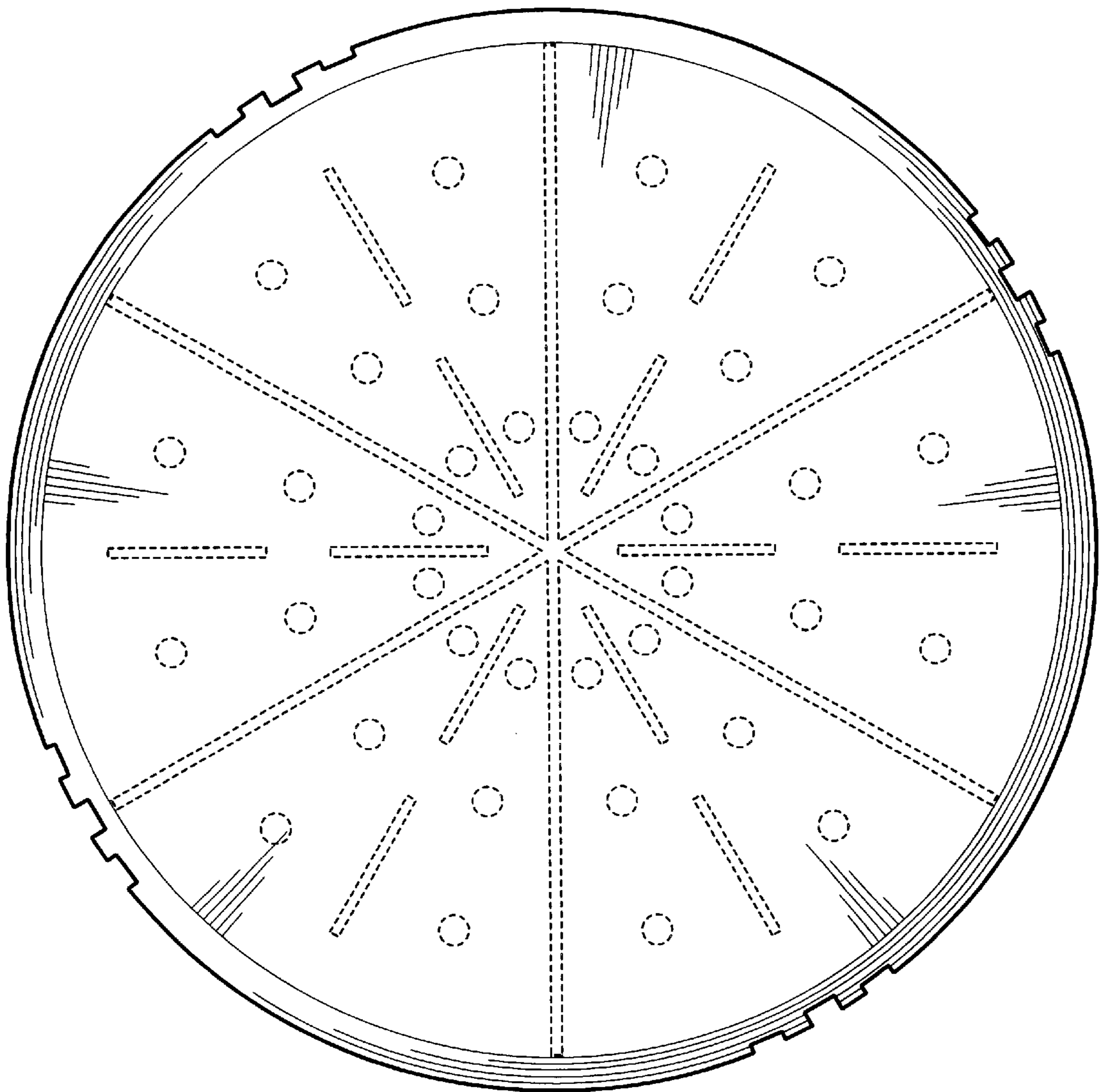


FIG. 1

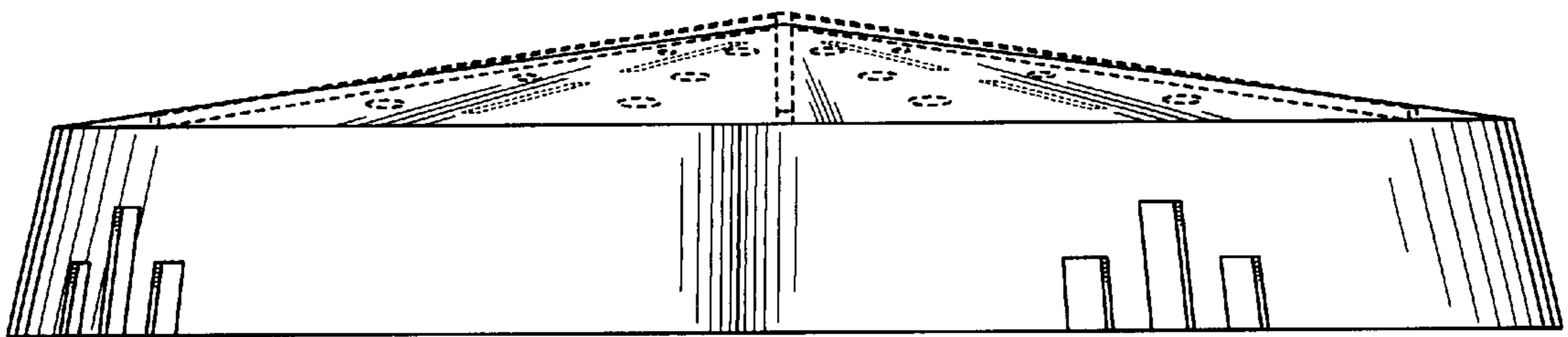


FIG. 2

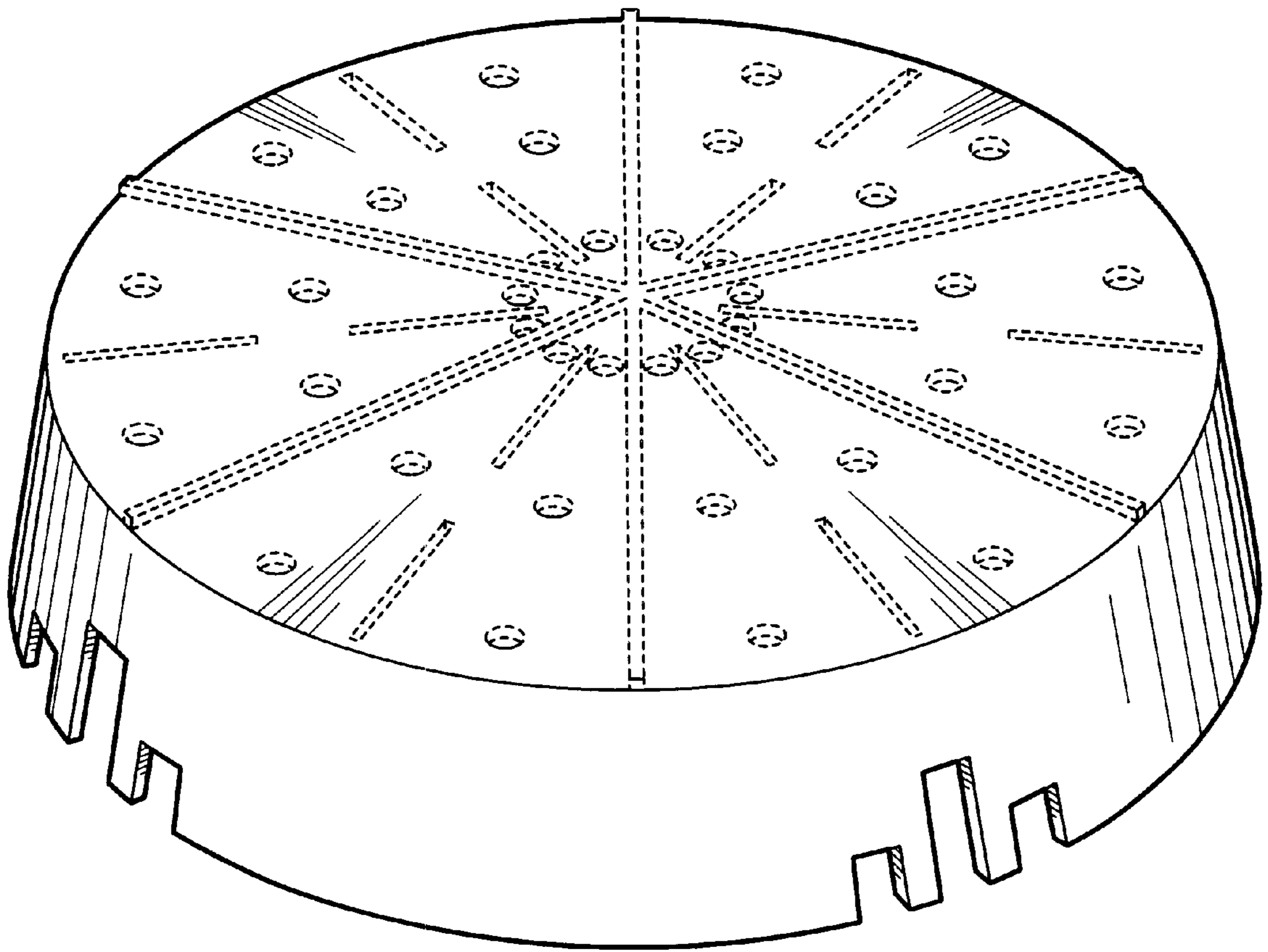


FIG. 3

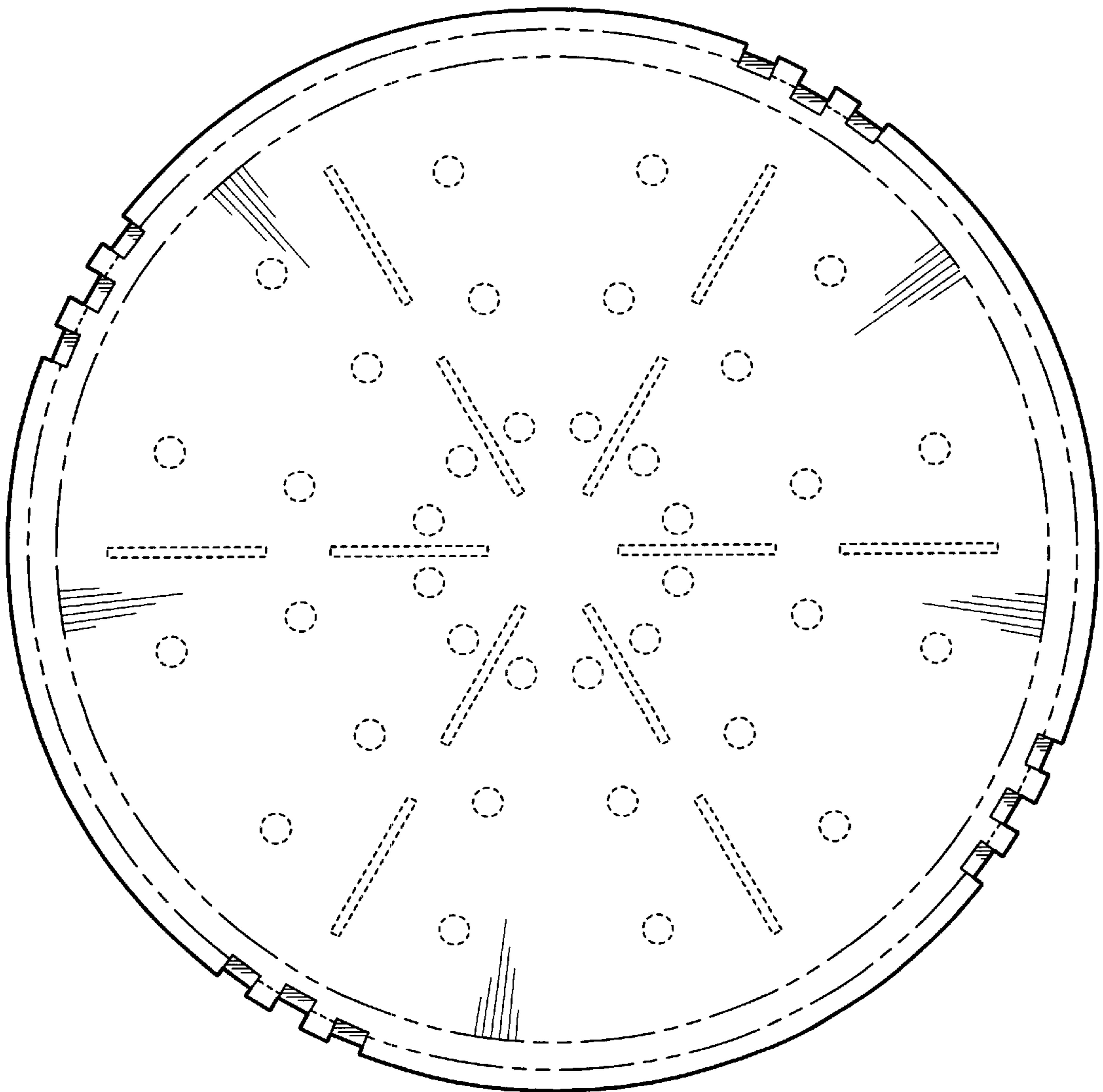


FIG. 4

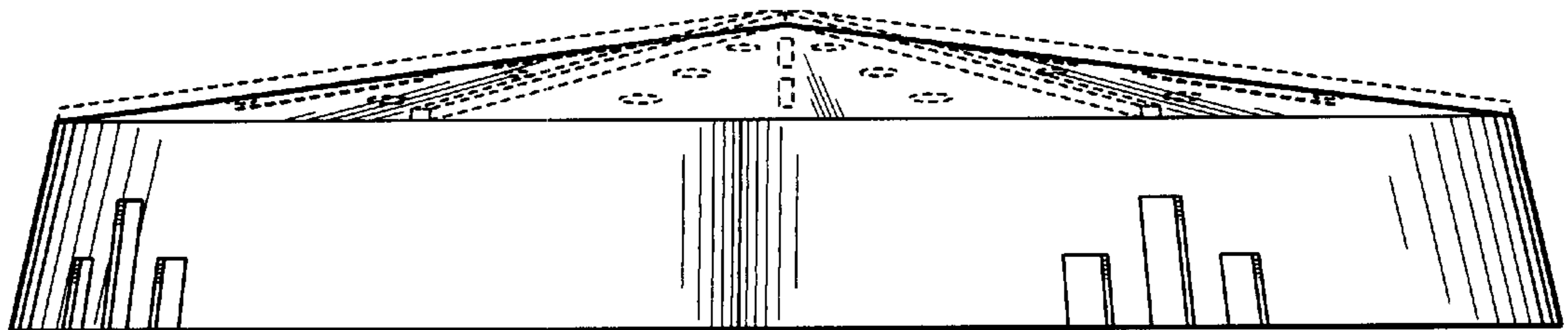


FIG. 5