



US00D463754S

(12) **United States Design Patent**  
**Pinto**

(10) **Patent No.:** **US D463,754 S**

(45) **Date of Patent:** **\*\* Oct. 1, 2002**

(54) **JEWELRY SETTING**

(75) Inventor: **Anthony Pinto**, White Plains, NY (US)

(73) Assignee: **Sandberg & Sikorski Diamond Corp.**,  
New York, NY (US)

(\*\*) Term: **14 Years**

(21) Appl. No.: **29/150,757**

(22) Filed: **Nov. 29, 2001**

(51) **LOC (7) Cl.** ..... **11-01**

(52) **U.S. Cl.** ..... **D11/91**

(58) **Field of Search** ..... D11/1, 7, 8, 11,  
D11/16, 17, 22, 25, 26, 34-37, 40, 43,  
79, 86, 89-92; 63/3, 4, 12-15, 26-27

(56) **References Cited**

**U.S. PATENT DOCUMENTS**

D440,902 S \* 4/2001 Wolf ..... D11/90

**OTHER PUBLICATIONS**

Service Merchandise Catalog 1996/97 p. 15 item #16 ring with square stone.\*

\* cited by examiner

*Primary Examiner*—Louis S. Zarfes

*Assistant Examiner*—Deanne Levy

(74) *Attorney, Agent, or Firm*—Gottlieb, Rackman & Reisman, P.C.

(57) **CLAIM**

The ornamental design for a jewelry setting, as shown and described.

**DESCRIPTION**

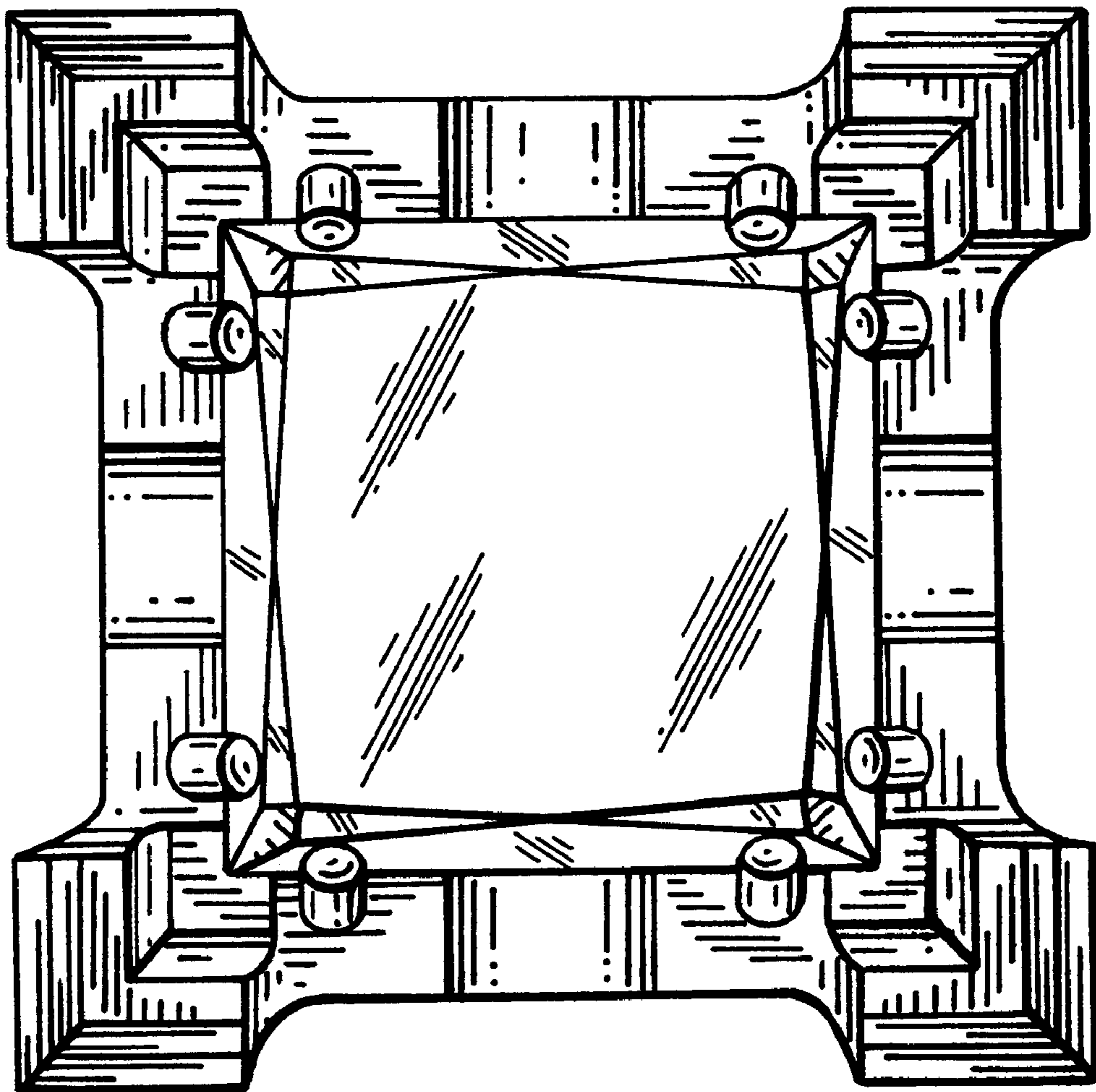
FIG. 1 is a perspective view of a jewelry setting showing my new design;

FIG. 2 is a top plan view thereof; and,

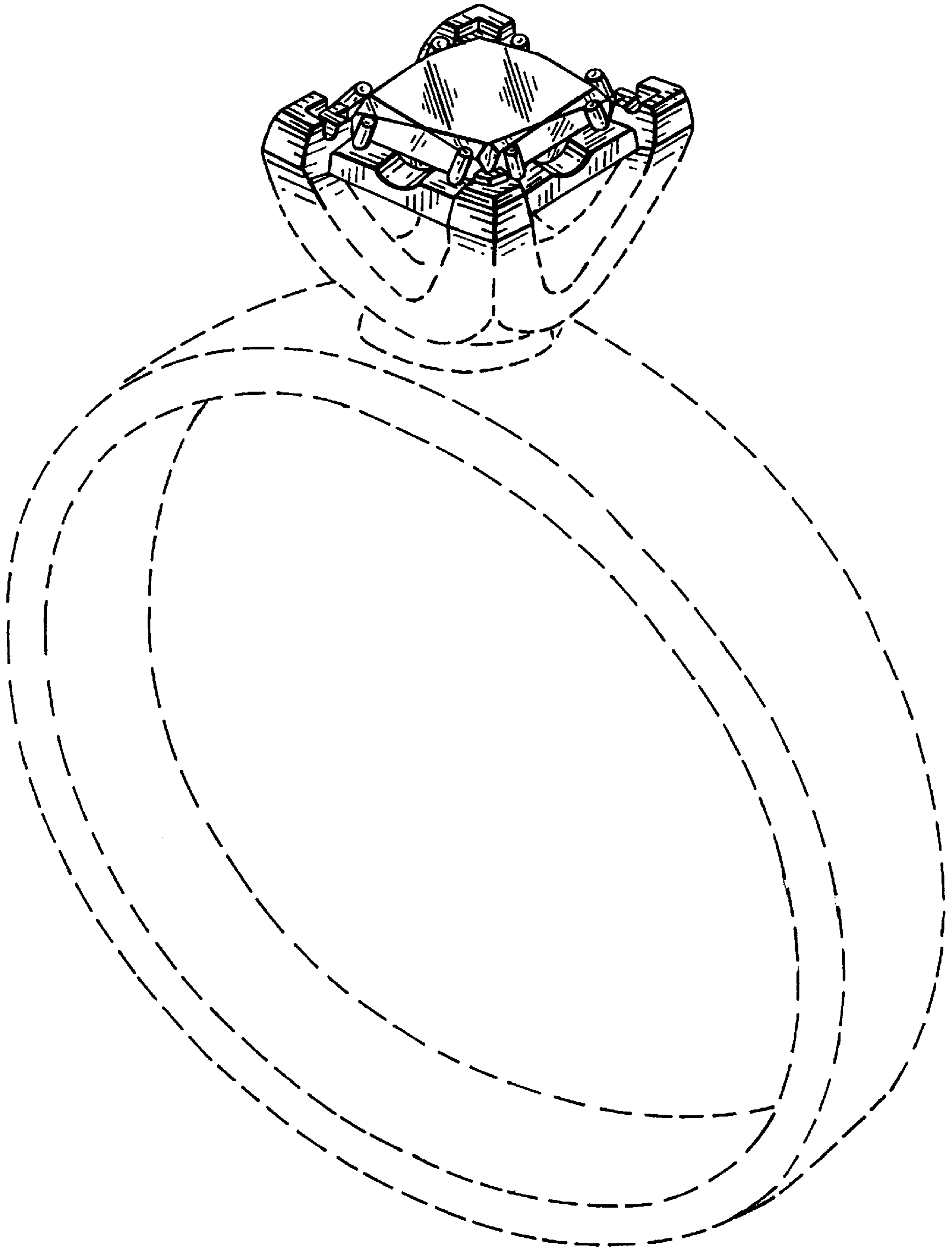
FIG. 3 is a side elevational view thereof.

The broken line showing of the ring is for illustrative purposes only and forms no part of the claimed design.


**1 Claim, 2 Drawing Sheets**



*FIG. 1*



*FIG. 2*



*FIG. 3*

