



US00D463752S

(12) **United States Design Patent**  
**Ambar**

(10) **Patent No.:** **US D463,752 S**

(45) **Date of Patent:** **\*\* Oct. 1, 2002**

(54) **FINGER RING**

(76) **Inventor:** **Betzalel Ambar**, 15824 Woodvale Rd.,  
Encino, CA (US) 91436

(\*\*) **Term:** **14 Years**

(21) **Appl. No.:** **29/138,648**

(22) **Filed:** **Mar. 16, 2001**

(51) **LOC (7) Cl.** ..... **11-01**

(52) **U.S. Cl.** ..... **D11/34**

(58) **Field of Search** ..... D11/26-39, 1,  
D11/3-5, 2; 63/15, 15.1, 15.2, 15.3, 15.4,  
15.45, 15.5, 15.6, 15.65, 15.7, 15.8, 15.9,  
26-58, 3

(56) **References Cited**

**U.S. PATENT DOCUMENTS**

D24,089 S	*	3/1895	Powers	.....	D11/34
1,708,324 A	*	4/1929	Peters	.....	63/15
D133,402 S	*	8/1942	Boucher	.....	D11/27
D259,029 S	*	4/1981	Barr	.....	D11/28
D327,660 S	*	7/1992	Waugh	.....	D11/34

D354,697 S	*	1/1995	Andrau	.....	D11/34
D430,814 S	*	9/2000	Lauper	.....	D11/26
D445,056 S	*	7/2001	Haquet	.....	D11/26
D445,714 S	*	7/2001	Haquet	.....	D11/3
D447,437 S	*	9/2001	Haquet	.....	D11/27

\* cited by examiner

*Primary Examiner*—Cathy Anne MacCormac

(74) *Attorney, Agent, or Firm*—Howard C. Miskin, Esq.;  
Gloria Tsui-Yip, Esq.

(57) **CLAIM**

The ornamental design for a finger ring, as shown and described.

**DESCRIPTION**

FIG. 1 is a front elevational view of my new finger ring design, the rear elevational view being identical;

FIG. 2 is a left side view thereof, the right side view being a mirror image thereof;

FIG. 3 is a top plan view thereof; and,

FIG. 4 is a bottom plan view thereof.

**1 Claim, 3 Drawing Sheets**



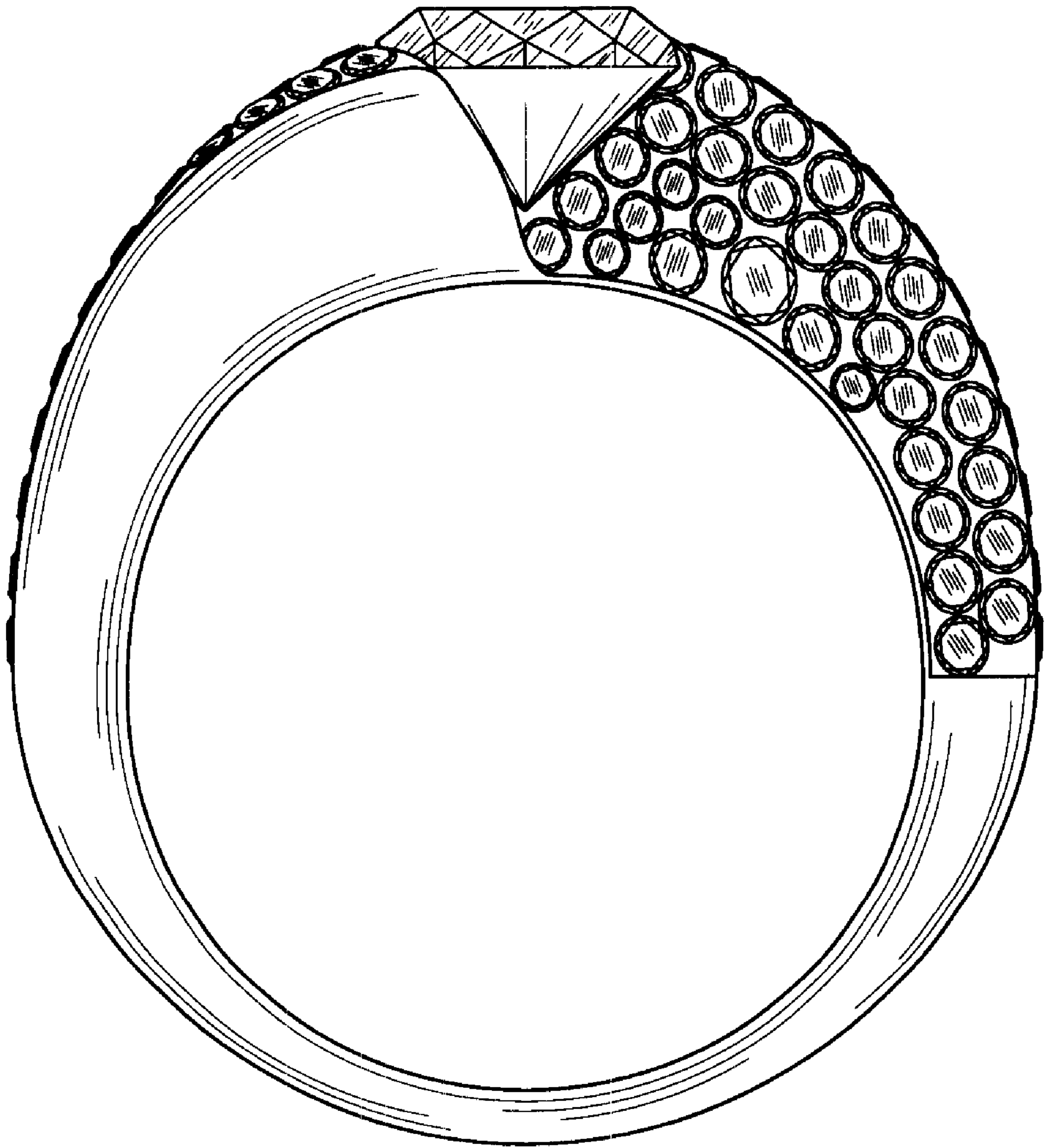


FIG. 1

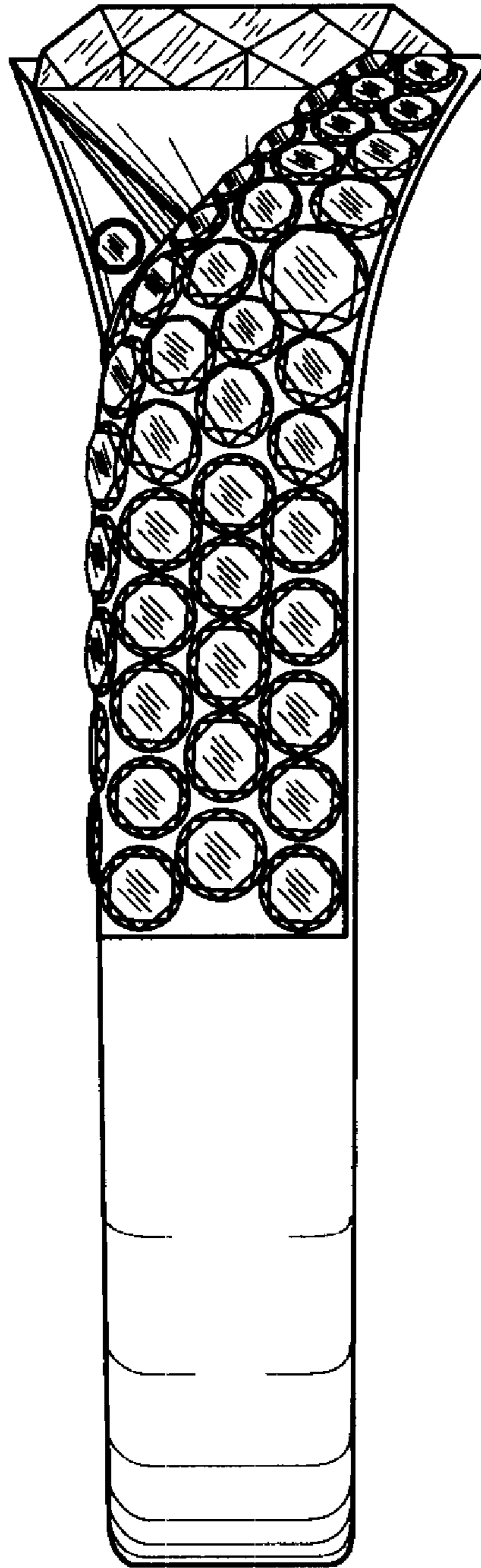

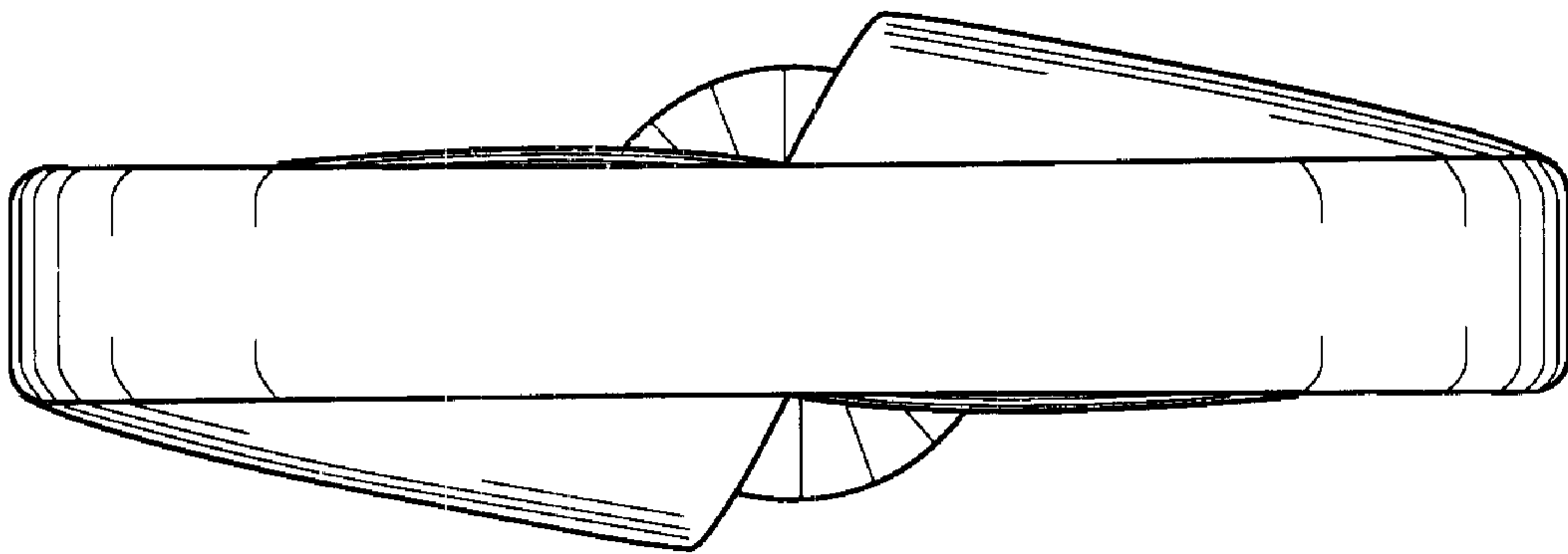


FIG. 2



**FIG. 3**



**FIG. 4**