



US00D463744S

(12) **United States Design Patent**
Brozell

(10) **Patent No.:** **US D463,744 S**

(45) **Date of Patent:** **** Oct. 1, 2002**

(54) **CLOSURE**

(75) Inventor: **Leonora M. Brozell**, Maumee, OH
(US)

(73) Assignee: **Owens-Illinois Closure Inc.**, Toledo,
OH (US)

(**) Term: **14 Years**

(21) Appl. No.: **29/151,405**

(22) Filed: **Nov. 8, 2001**

(51) **LOC (7) Cl.** **09-07**

(52) **U.S. Cl.** **D9/449**

(58) **Field of Search** D9/435, 446-447,
D9/449; 222/544, 556, 562; 220/837, 838

(56) **References Cited**

U.S. PATENT DOCUMENTS

D212,463 S	10/1968	Vanderhyde	
D296,985 S	8/1988	Iwaki	
4,915,268 A	4/1990	Lay et al.	
D317,869 S	* 7/1991	Kipperman D9/446
D318,037 S	7/1991	Kipperman et al.	
D318,231 S	7/1991	Lay et al.	
D334,538 S	4/1993	Bolen, Jr. et al.	
D336,852 S	* 6/1993	Pritchard D9/447
D350,482 S	9/1994	Hu et al.	
D358,760 S	5/1995	Sherman et al.	
D363,025 S	10/1995	Deflander et al.	
5,494,185 A	* 2/1996	Dubach 220/838
D374,399 S	10/1996	Neveras et al.	
D378,803 S	4/1997	Bolen	
D380,679 S	7/1997	Schreiber	
5,702,033 A	* 12/1997	Beaver 222/556

D398,530 S	* 9/1998	Gavin D9/449
D398,852 S	9/1998	Gross	
D405,693 S	2/1999	Bretz et al.	
D414,698 S	10/1999	Mogard et al.	
D419,879 S	2/2000	Robbins, III	
D423,361 S	4/2000	Negre	
D424,422 S	5/2000	Landhed	
D426,772 S	6/2000	Kahl	
D426,773 S	6/2000	Warner et al.	
D433,333 S	* 11/2000	Kokenge D9/449
D434,659 S	12/2000	Lonczak et al.	
D436,040 S	1/2001	Warner et al.	
D438,799 S	* 3/2001	Anderson D9/449

* cited by examiner

Primary Examiner—Dominic Simone

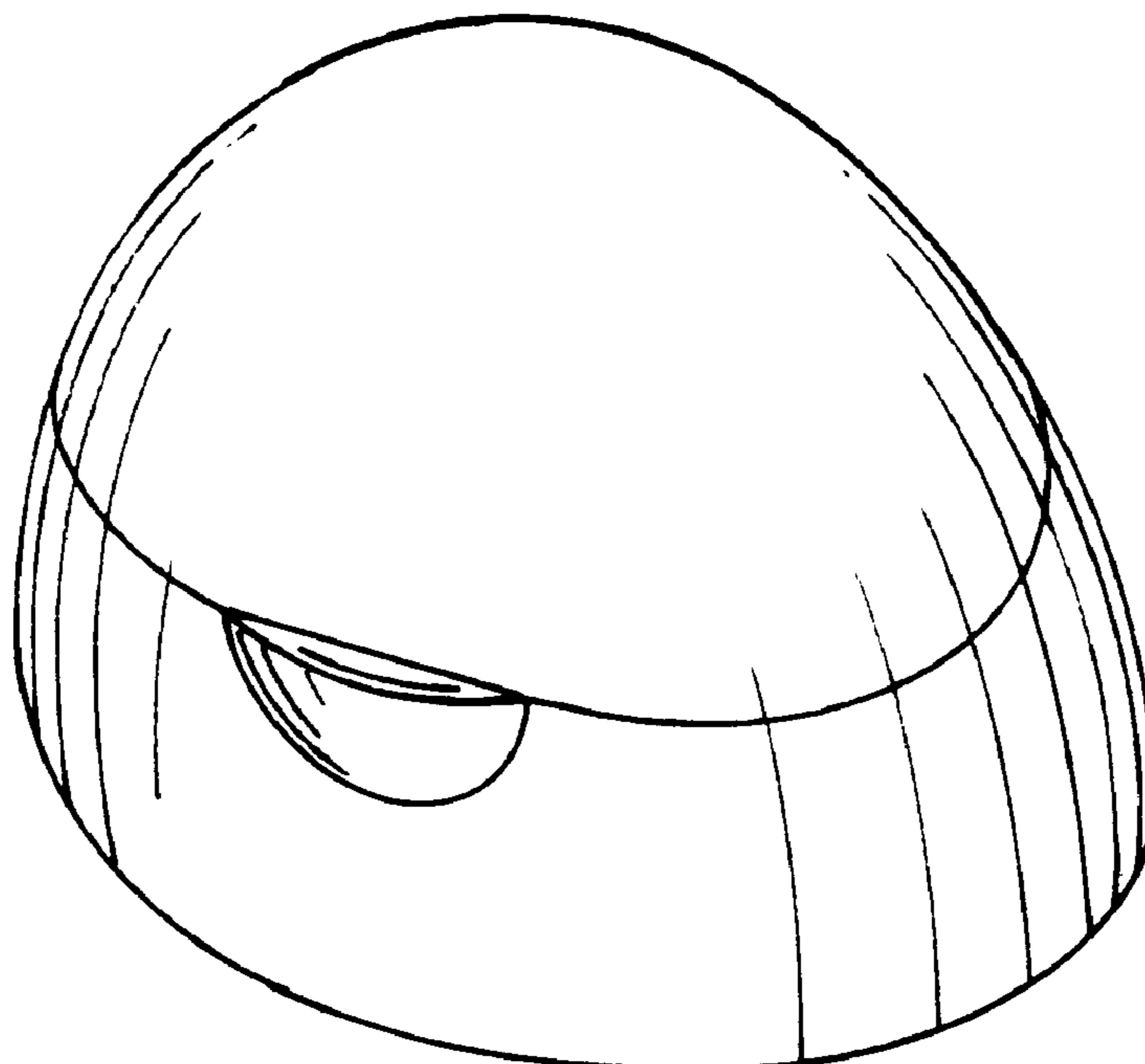
(57) **CLAIM**

I claim the ornamental design for a closure, as shown and described.

DESCRIPTION

FIG. 1 is a front perspective view of the closure.
 FIG. 2 is a front perspective view of the closure with the lid open.
 FIG. 3 is a front elevational view of the closure in FIGS. 1 and 2.
 FIG. 4 is a top plan view of the closure in FIGS. 1-3, the bottom of the closure being without ornamentation and forming no part of the claimed design.
 FIG. 5 is a side elevational view of the closure in FIGS. 1-4, the opposing side elevational view being a mirror image of FIG. 5; and,
 FIG. 6 is a rear elevational view of the closure in FIGS. 1-5.

1 Claim, 1 Drawing Sheet



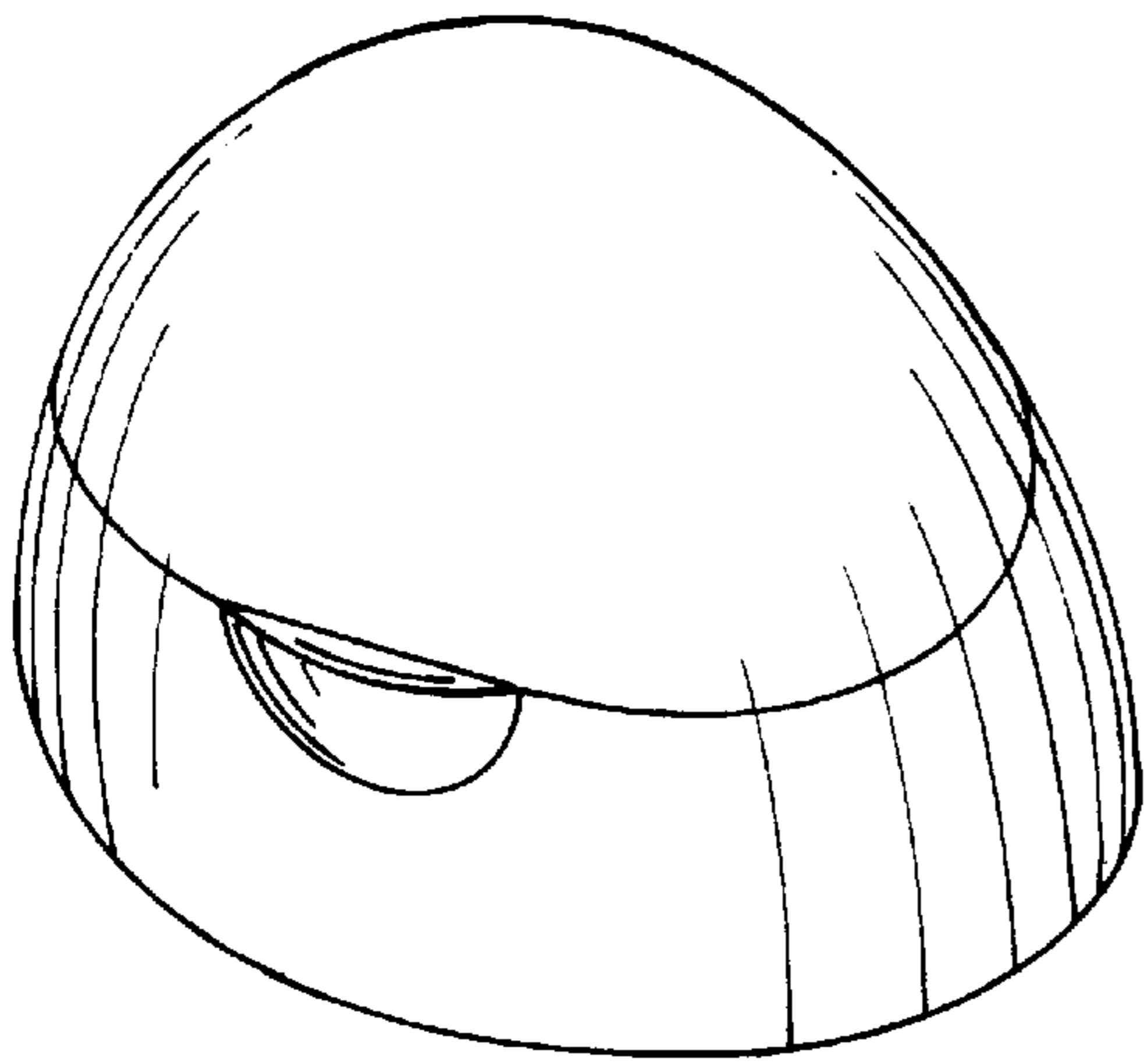


FIG. 1

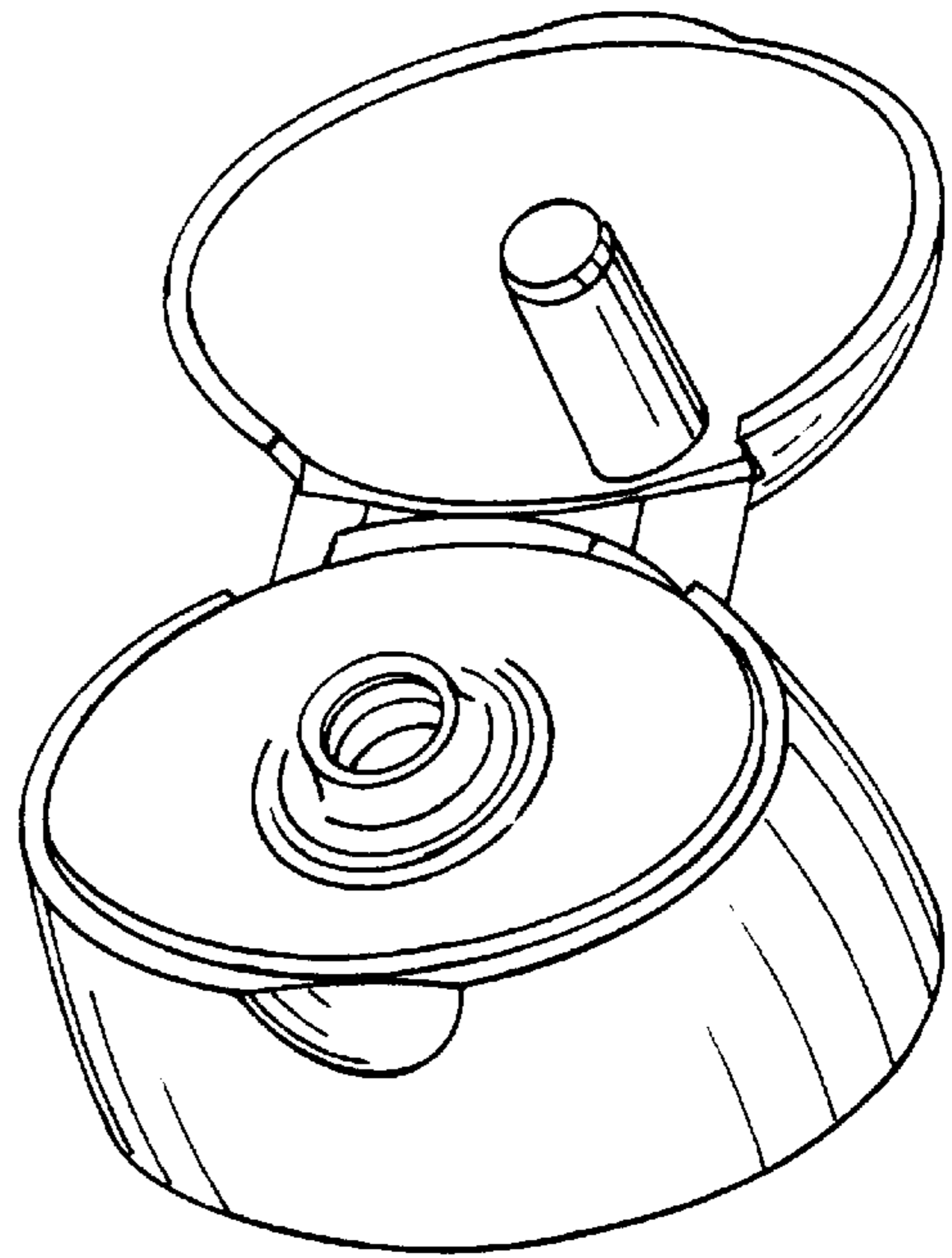


FIG. 2

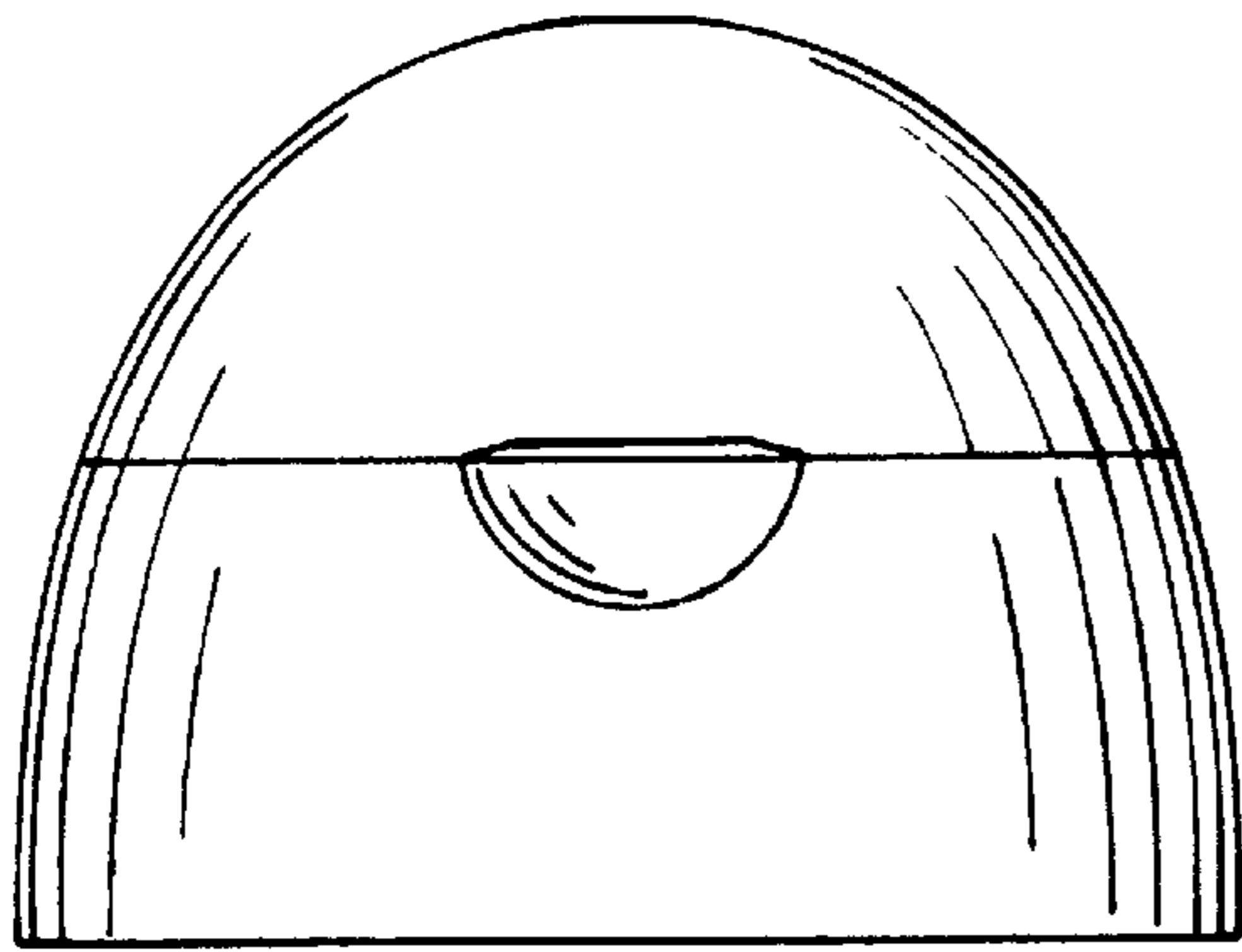


FIG. 3

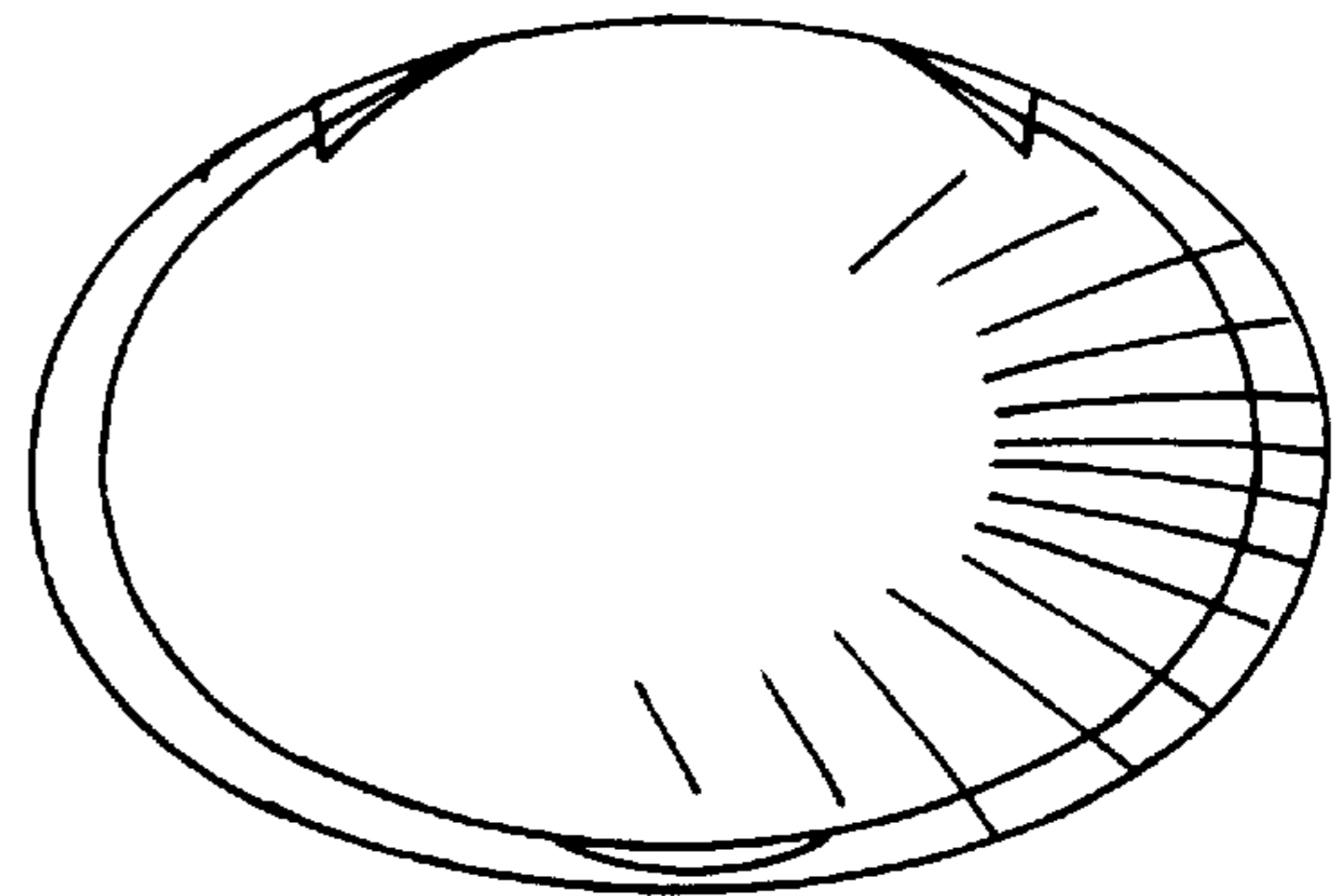


FIG. 4




FIG. 5

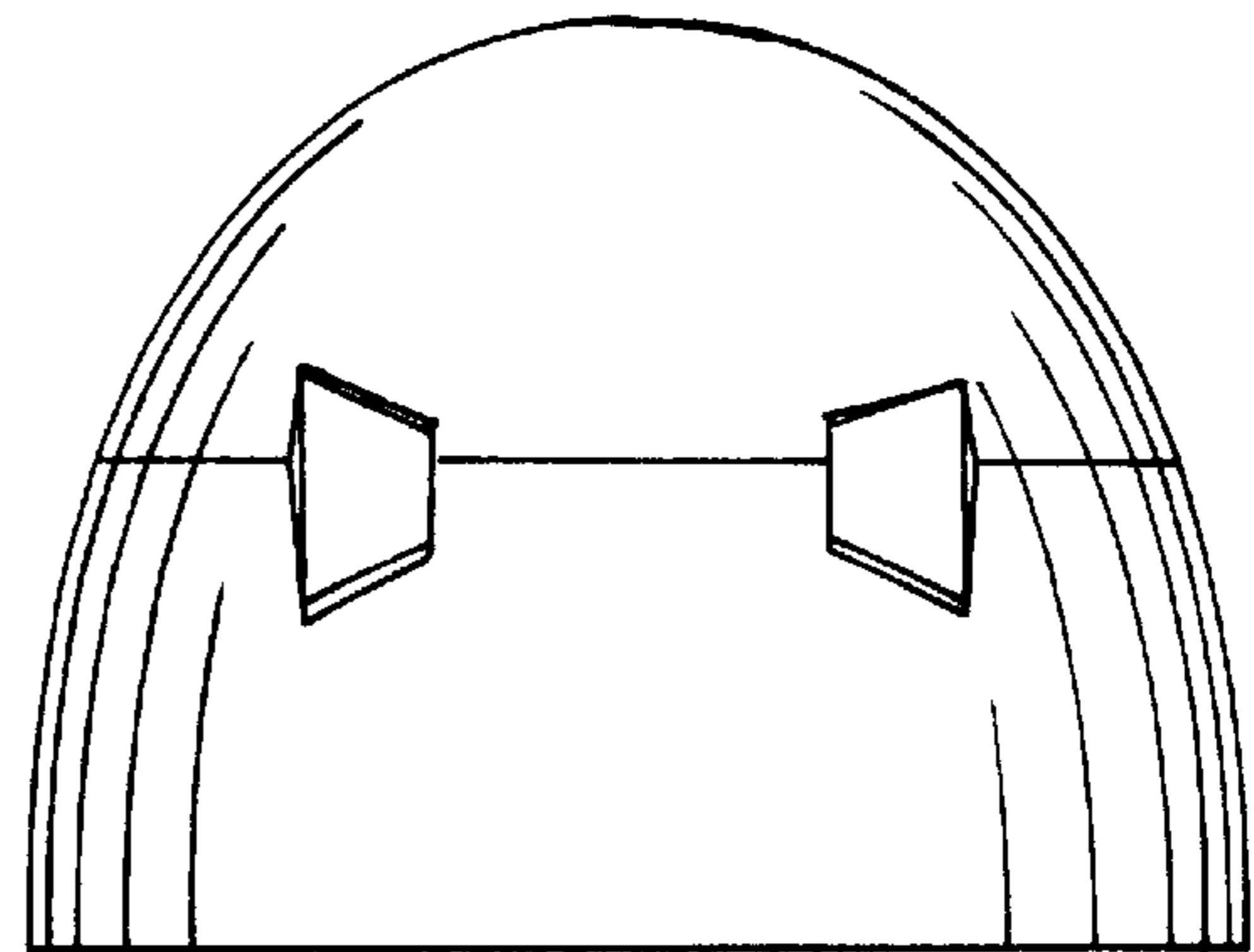


FIG. 6