



US00D463730S

(12) **United States Design Patent**  
**Snell**

(10) **Patent No.:** **US D463,730 S**

(45) **Date of Patent:** **\*\* Oct. 1, 2002**

(54) **OVER THE DOOR SINGLE HOOK**

(75) Inventor: **Russell Benton Snell**, Bentleyville, OH (US)

(73) Assignee: **InterDesign, Inc.**, Solon, OH (US)

(\*\*) Term: **14 Years**

(21) Appl. No.: **29/154,316**

(22) Filed: **Jan. 22, 2002**

(51) **LOC (7) Cl.** ..... **08-05**

(52) **U.S. Cl.** ..... **D8/367; D8/363**

(58) **Field of Search** ..... D8/363, 367, 371, D8/373; 211/13.1; D6/323, 524; 160/348; 248/214, 215, 301-304, 211, 227, 290, 322, 254, 335, 216.1, 467, 339, 218.1-218.3, 205.3

(56) **References Cited**

**U.S. PATENT DOCUMENTS**

D389,035 S	*	1/1998	Smiley et al.	.....	D8/363
D422,198 S	*	4/2000	Snell	.....	D8/367
D445,669 S	*	7/2001	Goodman et al.	.....	D8/363

\* cited by examiner

*Primary Examiner*—Pamela Burgess

(74) *Attorney, Agent, or Firm*—D. Peter Hochberg; Katherine R. Vieyra; Sean Mellino

(57) **CLAIM**

The ornamental design for an over the door single hook, as shown and described.

**DESCRIPTION**

FIG. 1 is a perspective view of the over the door single hook according to the invention;

FIG. 2 is a top view of the over the door single hook as shown in FIG. 1;

FIG. 3 is a side view of the over the door single hook as shown in FIG. 1;

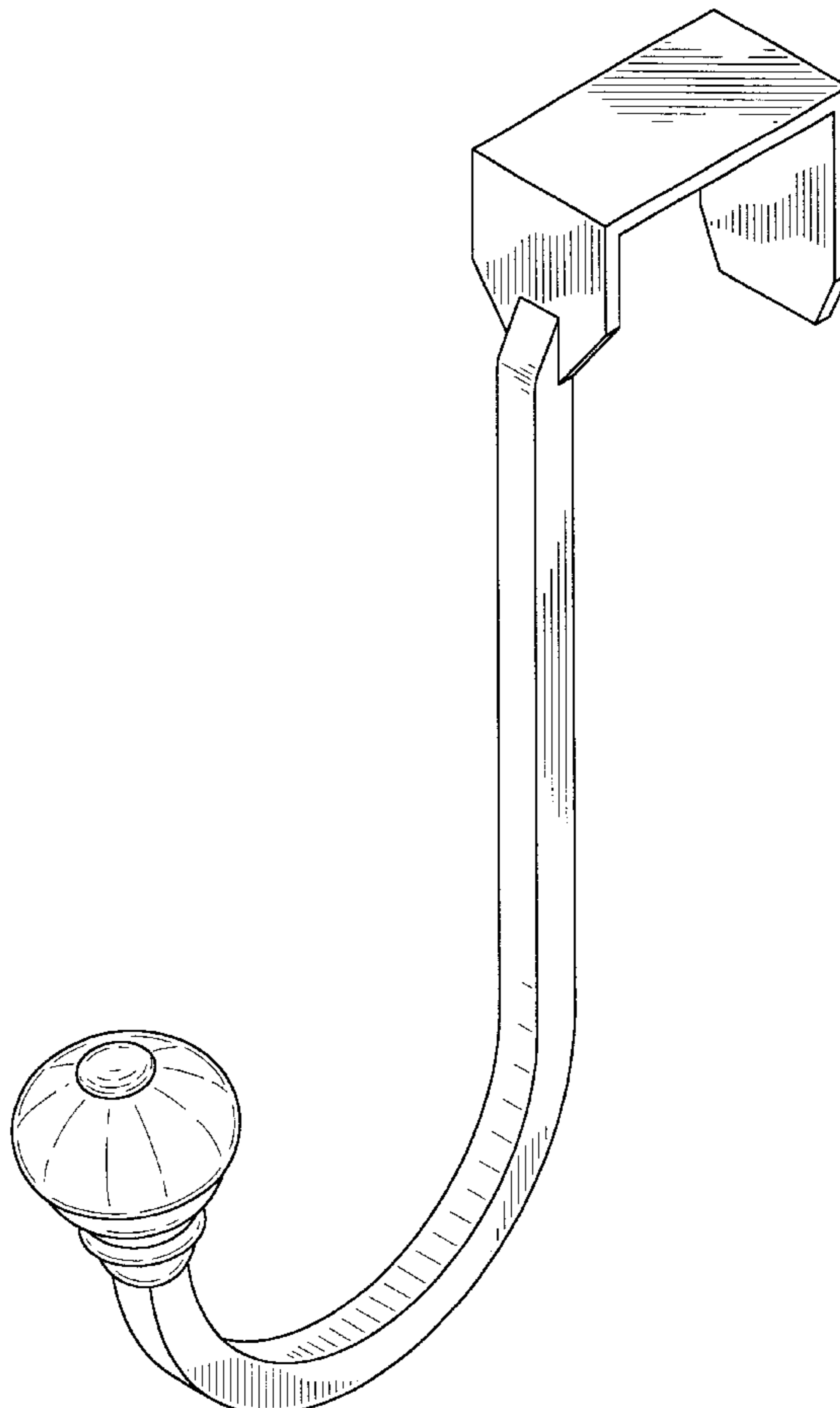
FIG. 4 is a front view of the over the door single hook as shown in FIG. 1;

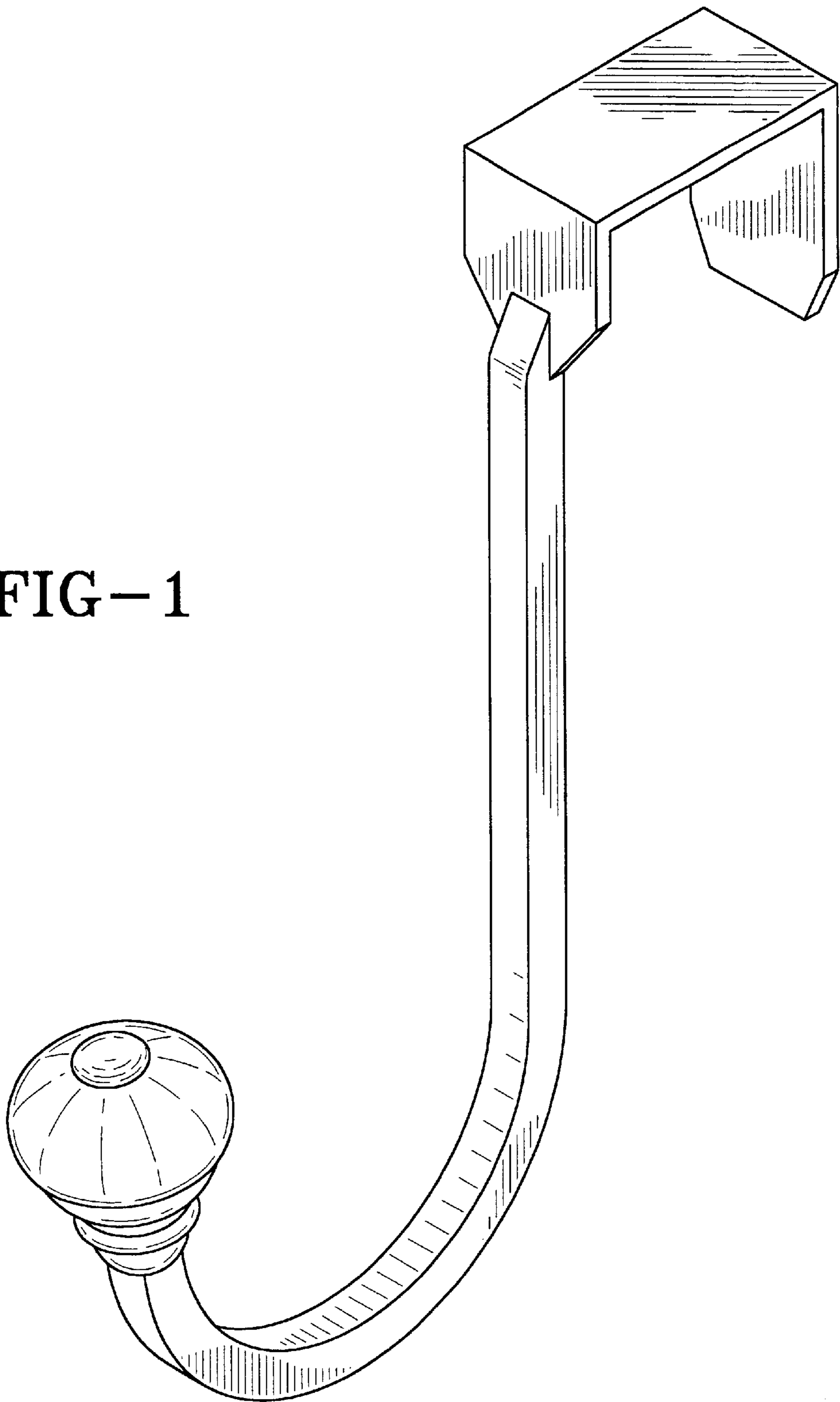
FIG. 5 is a side view of the over the door single hook as shown in FIG. 1, viewed from the opposite side as that shown in FIG. 3;

FIG. 6 is a rear view of the over the door single hook as shown in FIG. 1; and,

FIG. 7 is a bottom view of the over the door single hook as shown in FIG. 1.

**1 Claim, 3 Drawing Sheets**





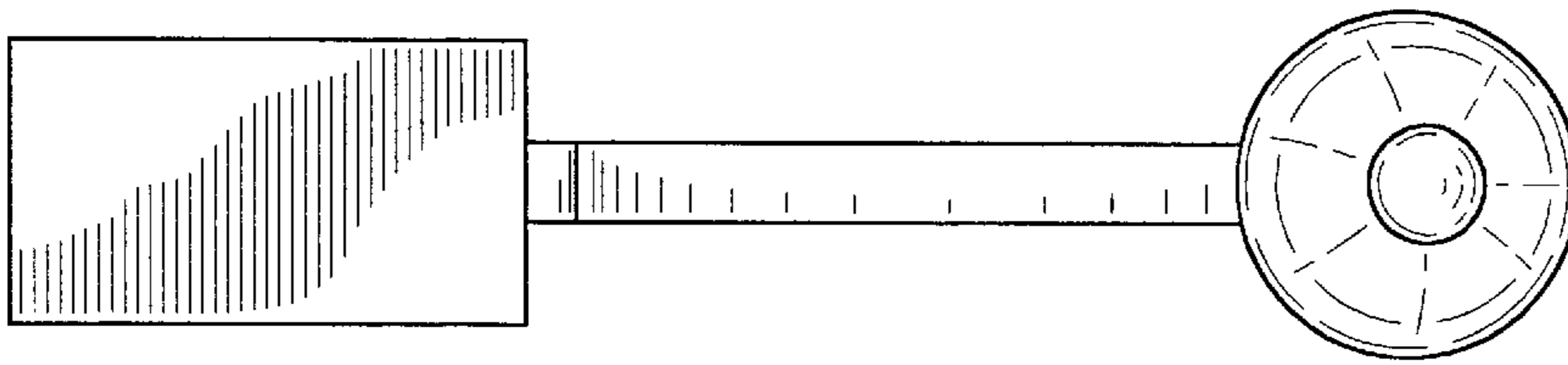


FIG-2

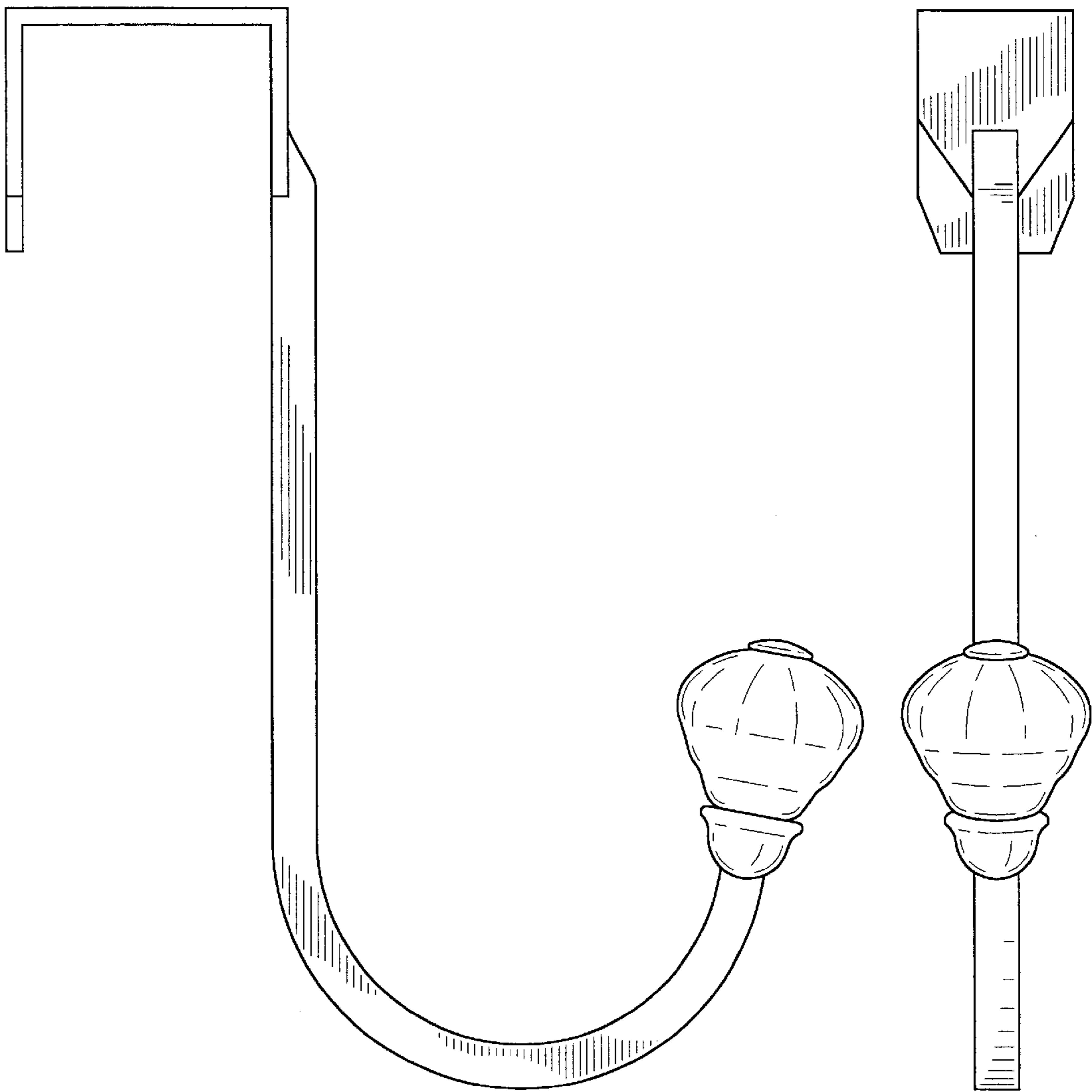


FIG-3

FIG-4

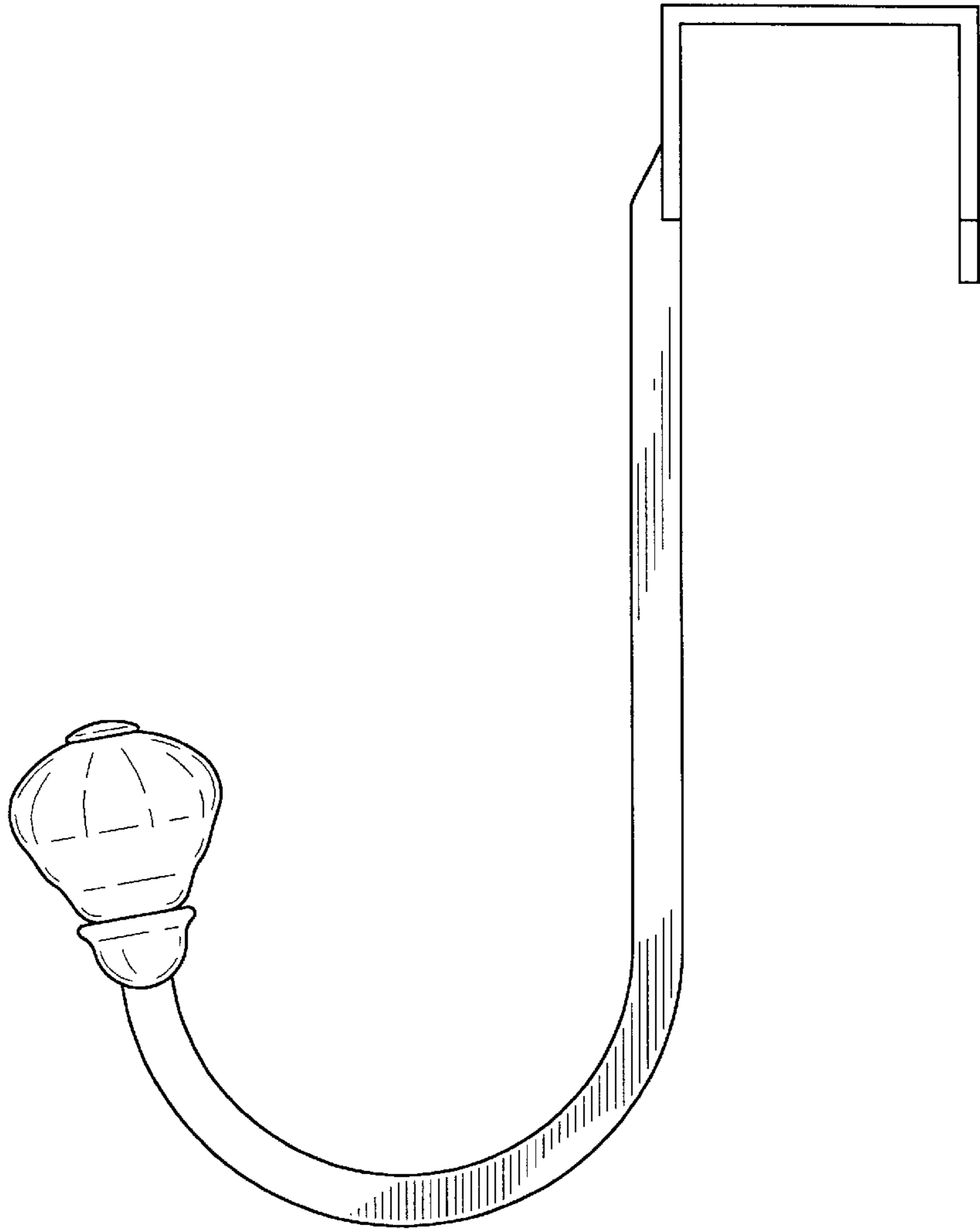


FIG-5

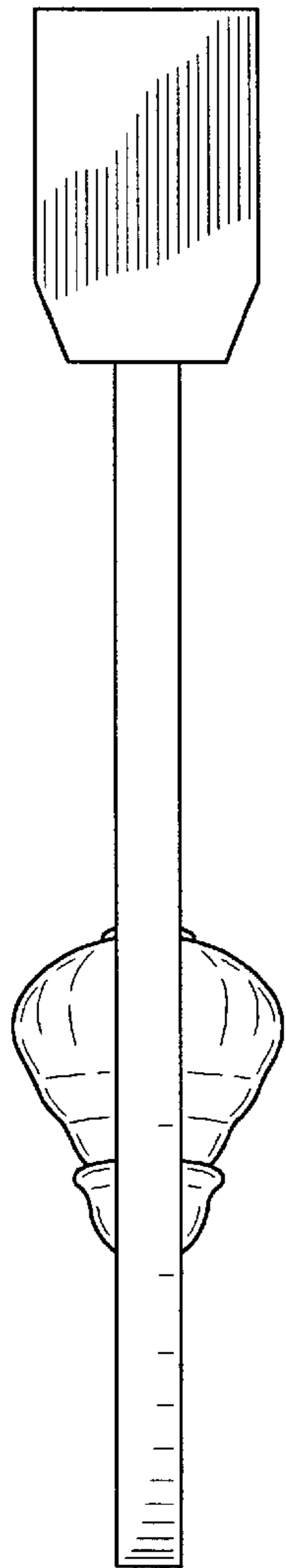


FIG-6



FIG-7