



US00D463718S

(12) **United States Design Patent**
Richmond

(10) **Patent No.:** **US D463,718 S**

(45) **Date of Patent:** **** Oct. 1, 2002**

(54) **SPOON**

(75) Inventor: **Colin B. Richmond**, Vernon Center,
NY (US)

(73) Assignee: **Oneida, Ltd.**, Oneida, NY (US)

(**) Term: **14 Years**

(21) Appl. No.: **29/152,331**

(22) Filed: **Dec. 17, 2001**

(51) **LOC (7) Cl.** **07-03**

(52) **U.S. Cl.** **D7/653**

(58) **Field of Search** D7/642, 645, 653,
D7/662-664, 401.2; 30/147-150, 322, 324,
345

(56) **References Cited**

U.S. PATENT DOCUMENTS

D184,940 S * 4/1959 Jones D7/662
D210,047 S * 1/1968 Manderfield D7/662

D431,757 S * 10/2000 Junko D7/653

D447,670 S * 9/2001 Junko D7/653

D454,762 S * 3/2002 Richmond D7/653

* cited by examiner

Primary Examiner—Caron D. Veynar

(74) *Attorney, Agent, or Firm*—Wall Marjama & Bilinski
LLP

(57) **CLAIM**

The ornamental design for a spoon, as shown and described.

DESCRIPTION

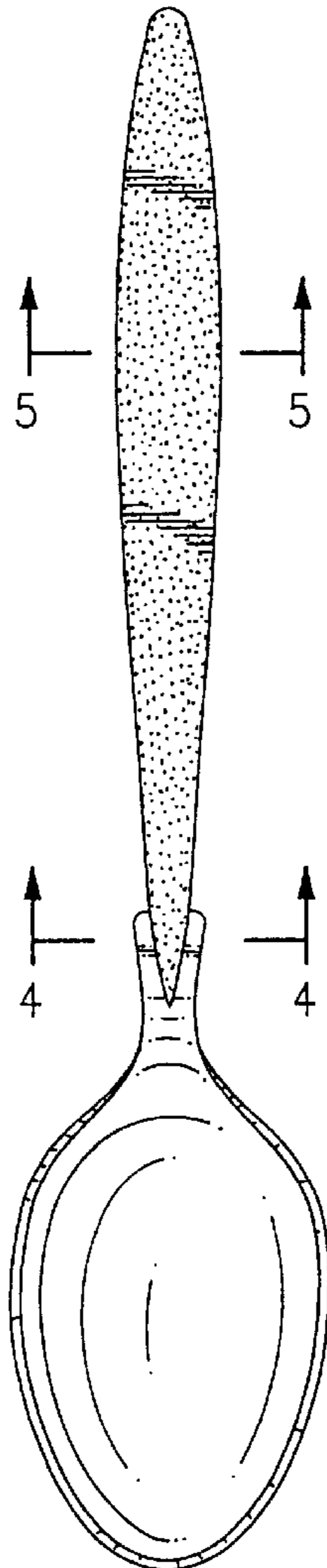
FIG. 1 is a top view of a spoon showing my new Design;
FIG. 2 is a left side elevational view thereof; the right side
view being a mirror image thereof;

FIG. 3 is a bottom plan view thereof;

FIG. 4 is a cross-section view taken along line 4—4 of FIG.
1; and,

FIG. 5 is a cross section view taken along line 5—5 of FIG.
1.

1 Claim, 1 Drawing Sheet



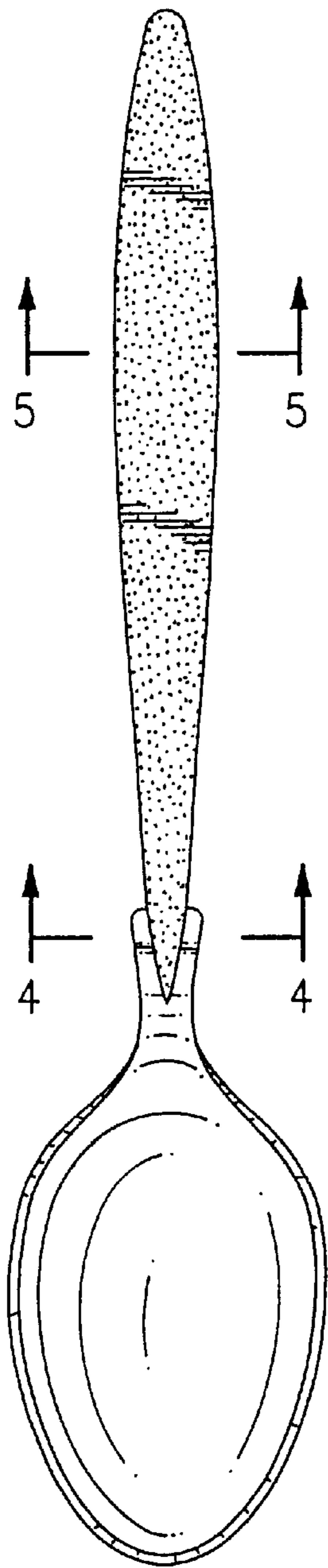


FIG. 1

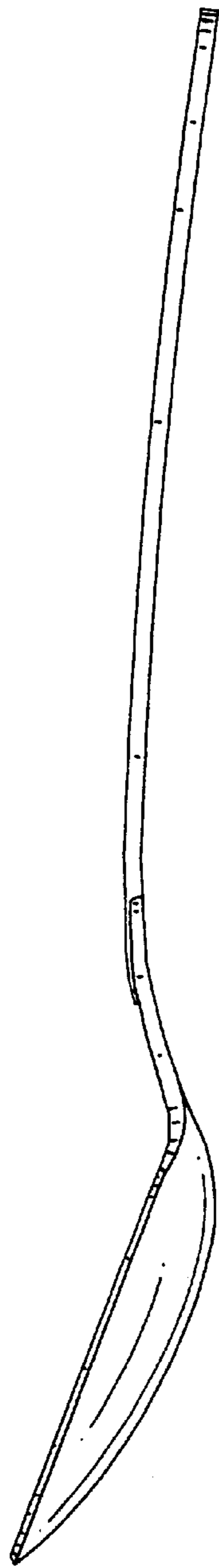


FIG. 2

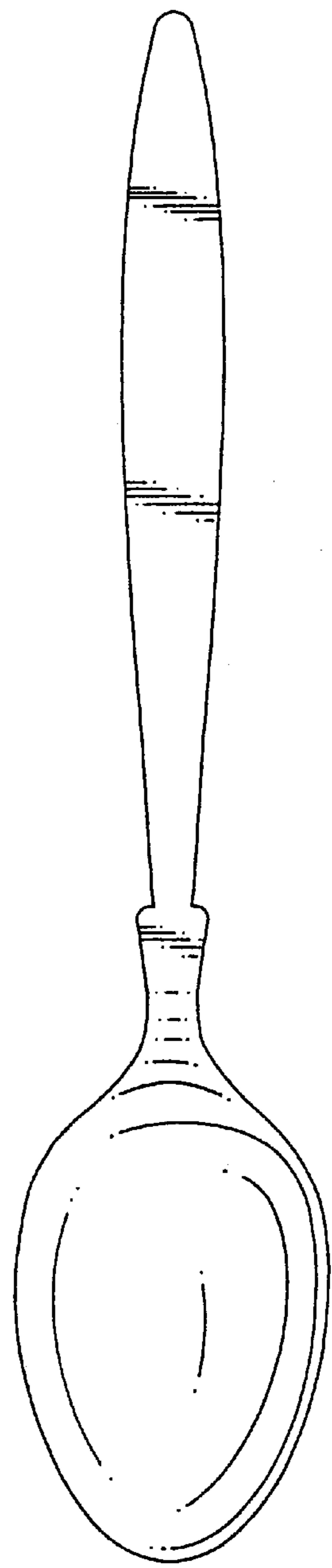


FIG. 3



FIG. 4



FIG. 5