



US00D463717S

(12) **United States Design Patent**
Krieger

(10) **Patent No.:** **US D463,717 S**

(45) **Date of Patent:** **** Oct. 1, 2002**

(54) **MINI TRAVEL COOLER**

D381,870 S * 8/1997 Wedi D7/605
D400,053 S * 10/1998 Coffee et al. D7/605

(75) Inventor: **Michael Krieger**, Miami Beach, FL
(US)

* cited by examiner

(73) Assignee: **Vector Products, Inc.**, Ft. Lauderdale,
FL (US)

Primary Examiner—Terry A. Wallace

(74) *Attorney, Agent, or Firm*—Venable; Robert Kinberg

(**) Term: **14 Years**

(57) **CLAIM**

The ornamental design for a mini travel cooler, as shown and described.

(21) Appl. No.: **29/144,428**

(22) Filed: **Jul. 3, 2001**

DESCRIPTION

(51) **LOC (7) Cl.** **07-01**

(52) **U.S. Cl.** **D7/605**

(58) **Field of Search** D7/605-608; D15/79;
62/457.1, 457.7, 371, 372; 220/915.1, 915.2

FIG. 1 is a top-left-front perspective view of the mini travel cooler showing my new design;

FIG. 2 is a front view of the design shown in FIG. 1;

FIG. 3 is a back view of the design shown in FIG. 1;

FIG. 4 is a left side view of the design shown in FIG. 1 with the handle in a closed position;

FIG. 5 is a right side view of the design shown in FIG. 1;

FIG. 6 is a top view of the design shown in FIG. 1; and,

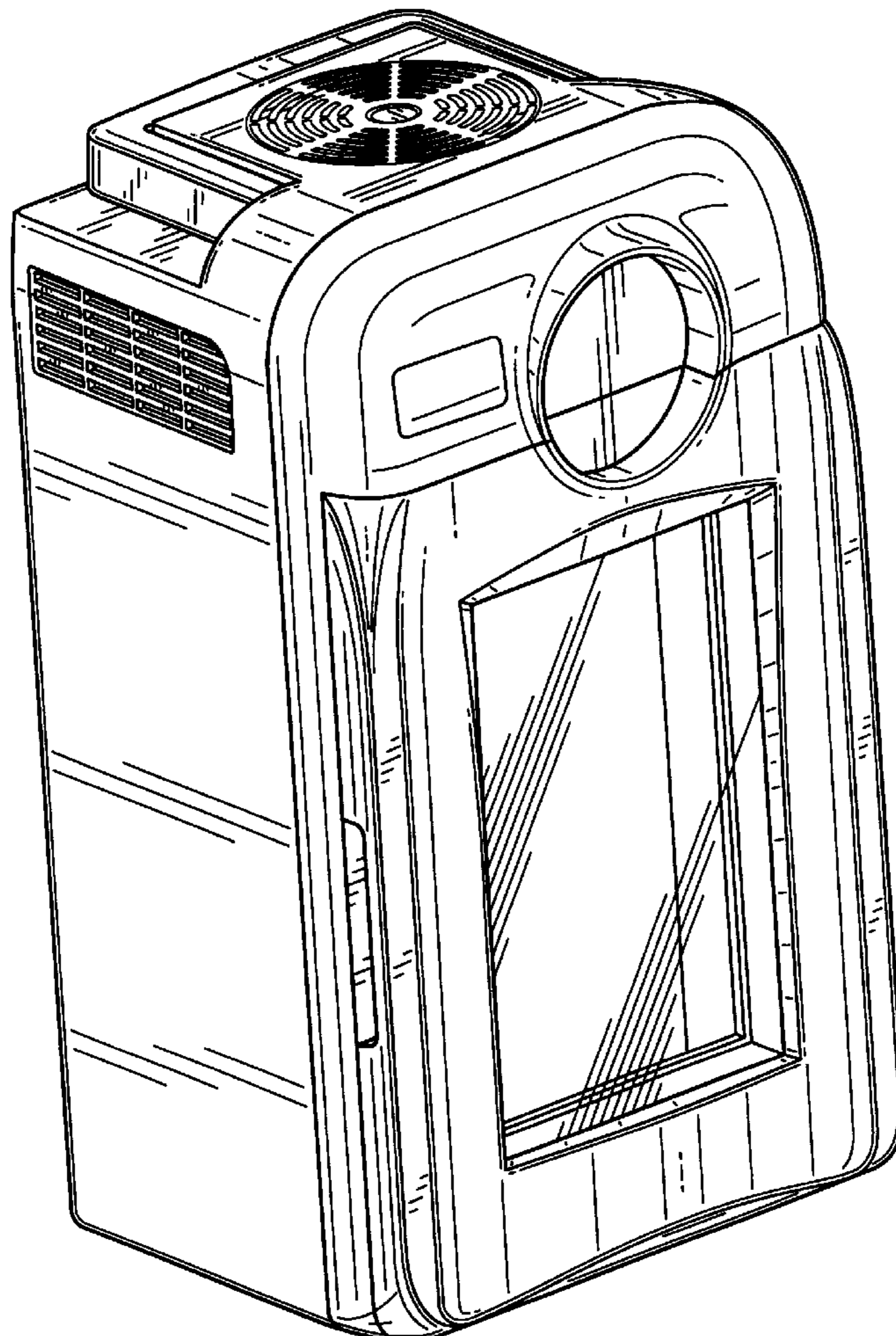
FIG. 7 is a bottom view of the design shown in FIG. 1.

(56) **References Cited**

U.S. PATENT DOCUMENTS

4,274,262 A * 6/1981 Reed et al. 62/457.1
D350,048 S * 8/1994 Kahl et al. D7/605
D368,206 S * 3/1996 Wedi D7/605

1 Claim, 7 Drawing Sheets






FIG. 1

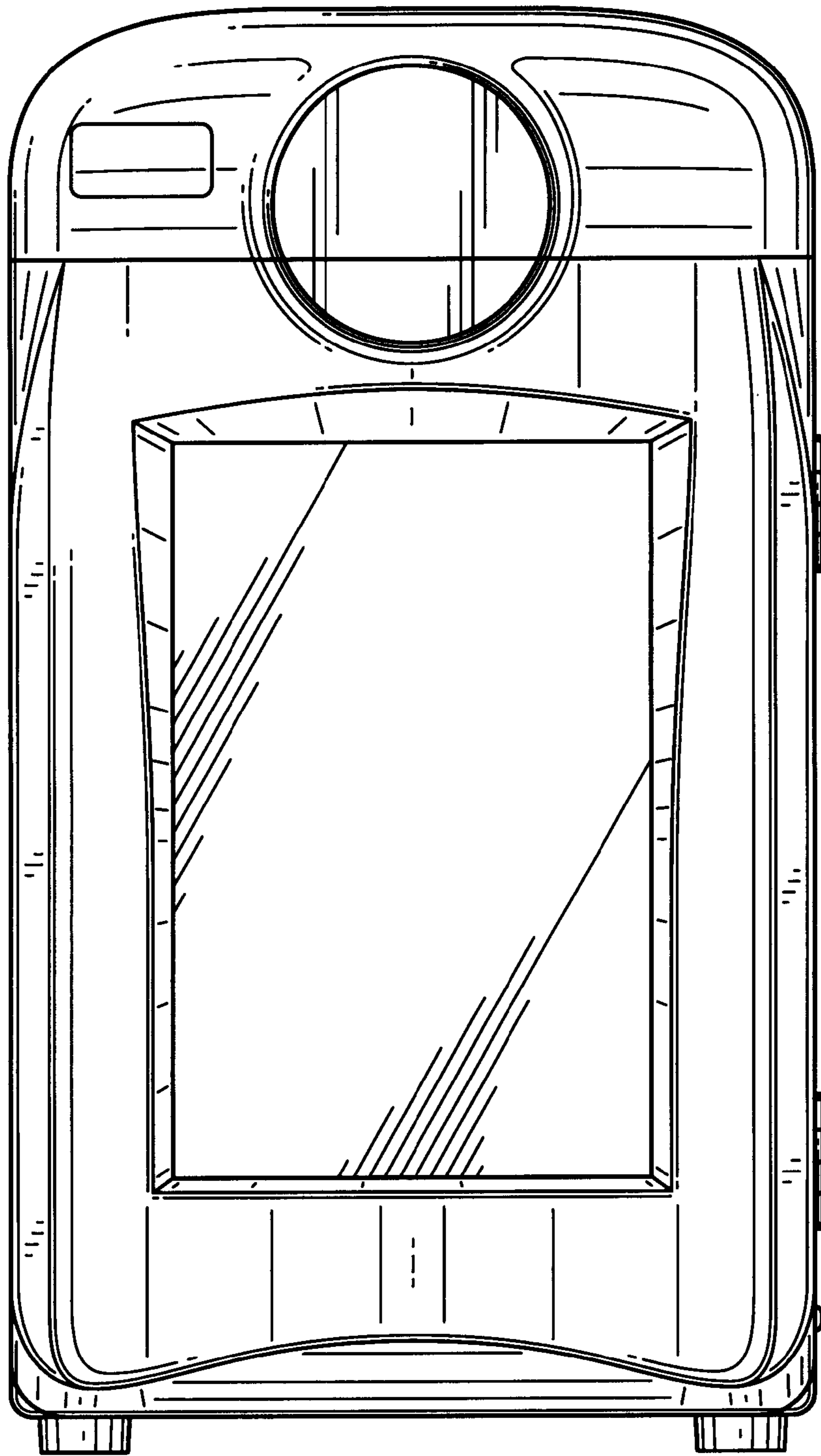


FIG. 2




FIG. 3




FIG. 4




FIG. 5

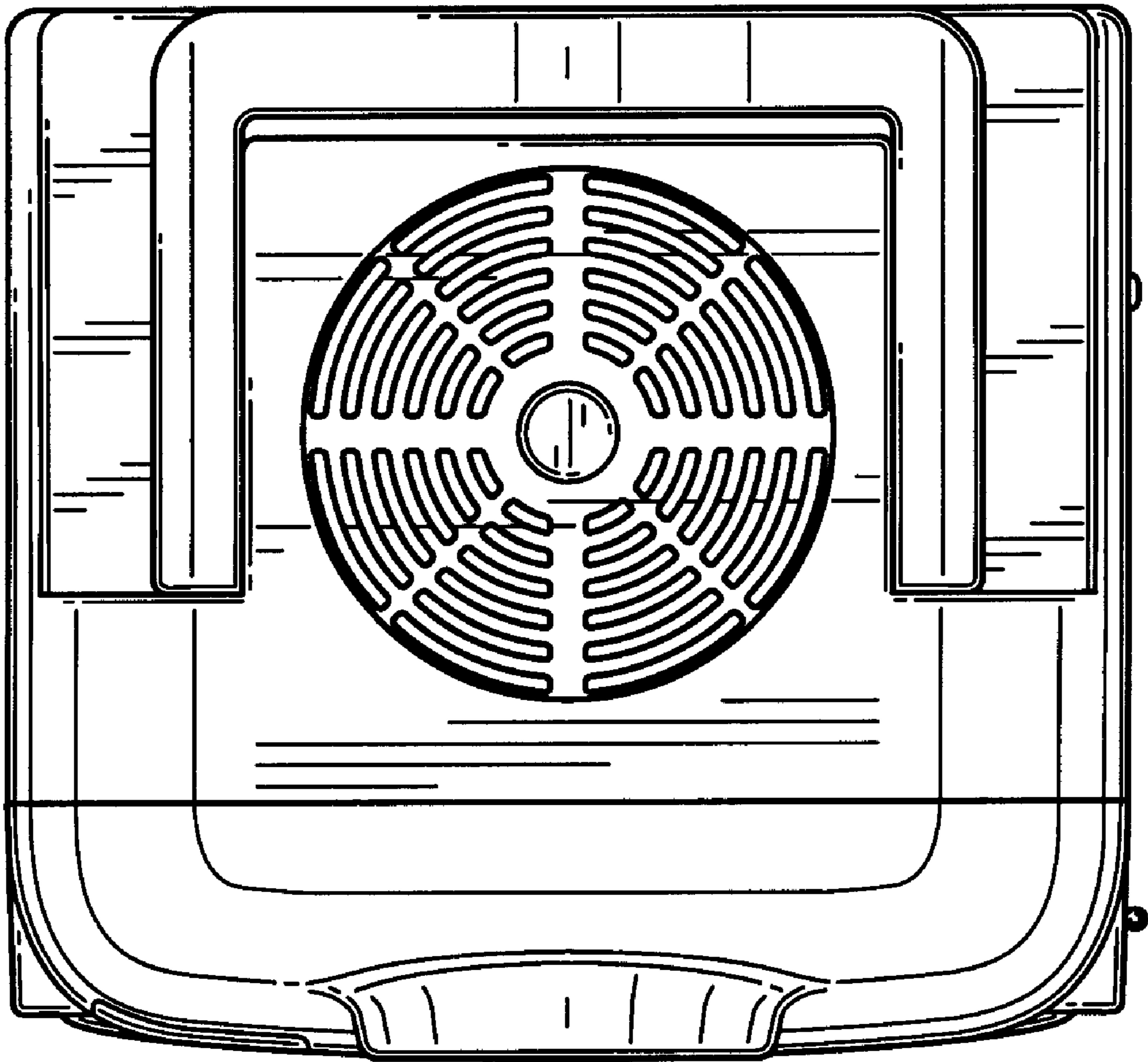


FIG. 6




FIG. 7