



US00D463703S

(12) **United States Design Patent**
Song et al.

(10) **Patent No.:** **US D463,703 S**

(45) **Date of Patent:** **** Oct. 1, 2002**

(54) **INFLATABLE MATTRESS**

(75) Inventors: **Rong-Jyh Song, Taipei (TW);
Tsung-Ping Yen, Taipei (TW)**

(73) Assignee: **Aqua-Marine International Inc.,
Taipei (TW)**

(**) Term: **14 Years**

5,675,855 A * 10/1997 Culp 5/420
D391,435 S * 3/1998 Song et al. D6/604
5,836,027 A * 11/1998 Leventhal et al. 5/654
D404,955 S * 2/1999 Buonocore D6/596
D407,785 S * 4/1999 Scheurer et al. D21/809
D414,993 S * 10/1999 Bordal et al. D6/601
D416,426 S * 11/1999 Denney et al. D6/601
6,015,471 A * 1/2000 Rimington et al. 5/665.3
6,185,770 B1 * 2/2001 Wang 5/706

(21) Appl. No.: **29/149,202**

(22) Filed: **Oct. 3, 2001**

(51) **LOC (7) Cl.** **06-09**

(52) **U.S. Cl.** **D6/604**

(58) **Field of Search** D6/595, 596, 601,
D6/604, 605; D21/809; 5/15, 417, 419,
420, 630, 631, 633, 634, 636, 644, 645,
652, 654, 655, 655.3, 706, 710, 713, 727

(56) **References Cited**

U.S. PATENT DOCUMENTS

187,397 A * 2/1877 MacIntosh et al. 5/706
D107,520 S * 12/1937 Johnson D6/605
2,763,013 A * 9/1956 Van Valkenburgh D6/604
4,056,858 A * 11/1977 Weber 5/655.3
D253,983 S * 1/1980 McRight D6/604
D304,652 S * 11/1989 Viesturs D6/604
D308,403 S * 6/1990 LaForce, Jr. D6/604
5,265,293 A * 11/1993 Spahn et al. 5/706
D349,145 S * 7/1994 Haughey D21/809
D357,156 S * 4/1995 Wolfe D6/596
D365,485 S * 12/1995 Rossman D6/596
5,598,593 A * 2/1997 Wolfe 5/710

FOREIGN PATENT DOCUMENTS

GB 2001827 * 10/1989

* cited by examiner

Primary Examiner—Doris V. Coles

Assistant Examiner—T. Chase Nelson

(74) *Attorney, Agent, or Firm*—Merchant & Gould P.C.

(57) **CLAIM**

The ornamental design for inflatable mattress, as shown and described.

DESCRIPTION

FIG. 1 is a perspective view of inflatable mattress showing my new design;

FIG. 2 is a front elevational view thereof;

FIG. 3 is a rear elevational view thereof;


FIG. 4 is a left side elevational view thereof;

FIG. 5 is a right side elevational view thereof;

FIG. 6 is a top plan view thereof; and,

FIG. 7 is a bottom plan view thereof.

1 Claim, 4 Drawing Sheets






FIG. 1




FIG. 2




FIG. 3




FIG. 4




FIG. 5




FIG. 6




FIG. 7