



US00D463686S

(12) **United States Design Patent**  
**Goodworth**

(10) **Patent No.:** **US D463,686 S**

(45) **Date of Patent:** **\*\* Oct. 1, 2002**

(54) **TABLE**

(75) **Inventor:** **William H. Goodworth**, Davenport, IA  
(US)

(73) **Assignee:** **HON Technology Inc.**, Muscatine, IA  
(US)

(\*\*) **Term:** **14 Years**

(21) **Appl. No.:** **29/151,204**

(22) **Filed:** **Oct. 24, 2001**

(51) **LOC (7) Cl.** ..... **06-03**

(52) **U.S. Cl.** ..... **D6/486**

(58) **Field of Search** ..... D6/480-489, 495-499,  
D6/511; 108/150, 153.1, 155, 156, 161,  
50.01, 50.02; 248/188, 188.1, 188.7

(56) **References Cited**

**U.S. PATENT DOCUMENTS**

D181,539 S \* 11/1957 Lubberts et al. .... D6/480

3,086,741 A \* 4/1963 Cramer, Jr. .... 248/188.7

D303,911 S \* 10/1989 Saari ..... D6/487 X

D441,991 S \* 5/2001 Fan ..... D6/477

\* cited by examiner

*Primary Examiner*—Janice E. Seeger

(74) *Attorney, Agent, or Firm*—Jones, Day, Reavis &  
Pogue

(57) **CLAIM**

The ornamental design for a table, as shown and described.

**DESCRIPTION**

FIG. 1 is a top perspective view of a table showing my new design;

FIG. 2 is a side perspective view thereof showing the side opposite that is shown in FIG. 1; and,

FIG. 3 is a top plan view thereof.

**1 Claim, 2 Drawing Sheets**

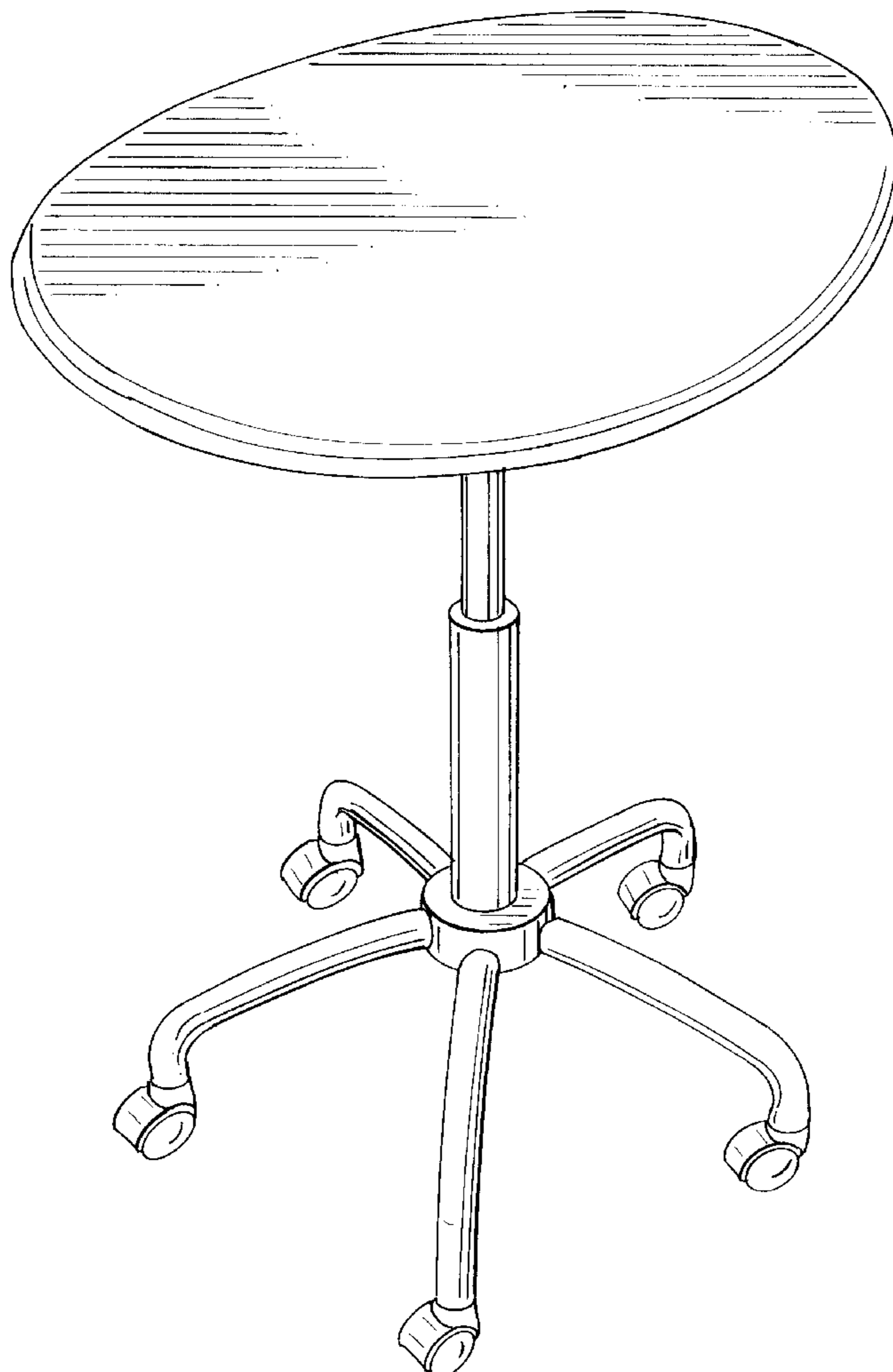


FIG. 1

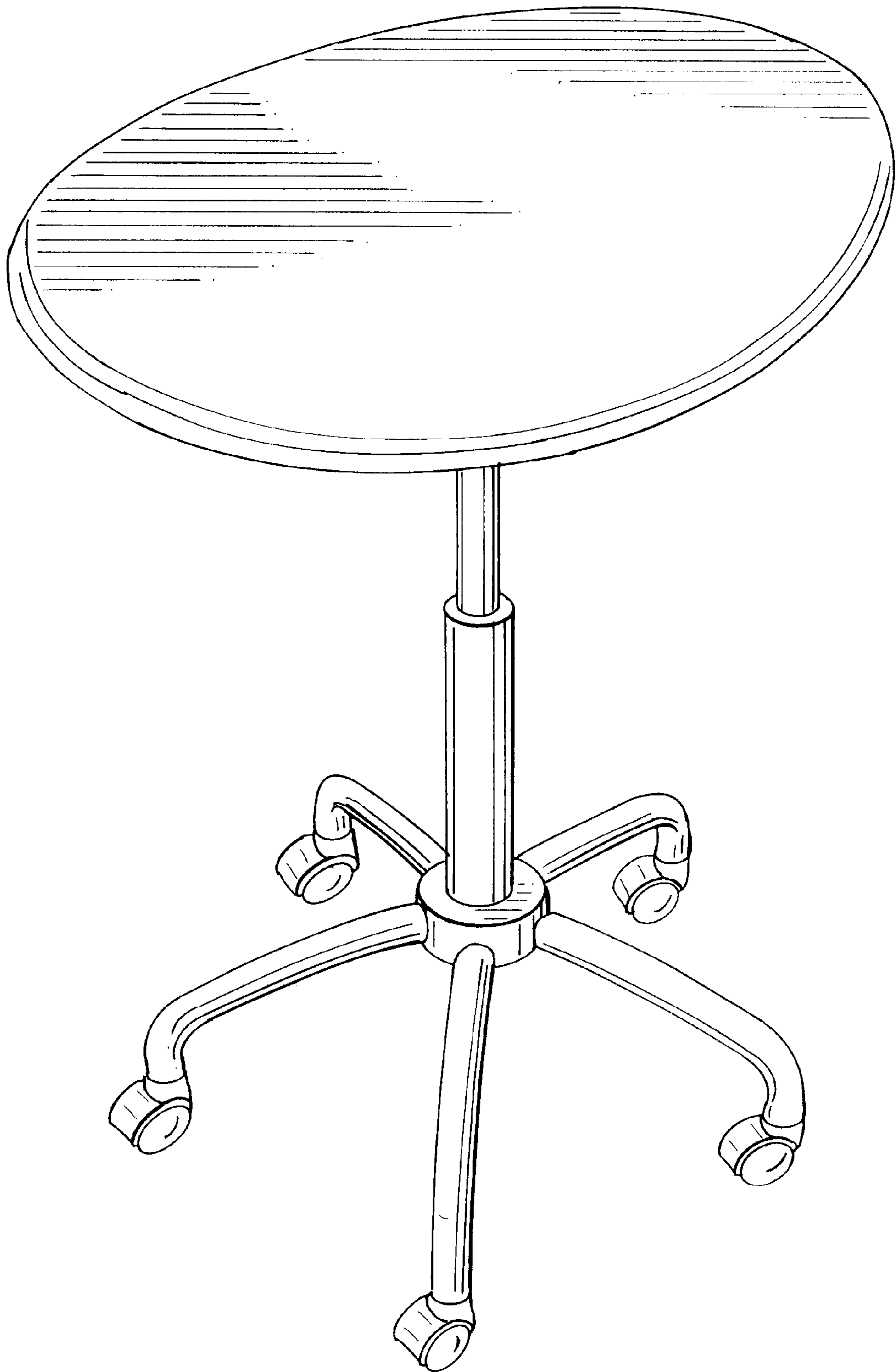


FIG. 2

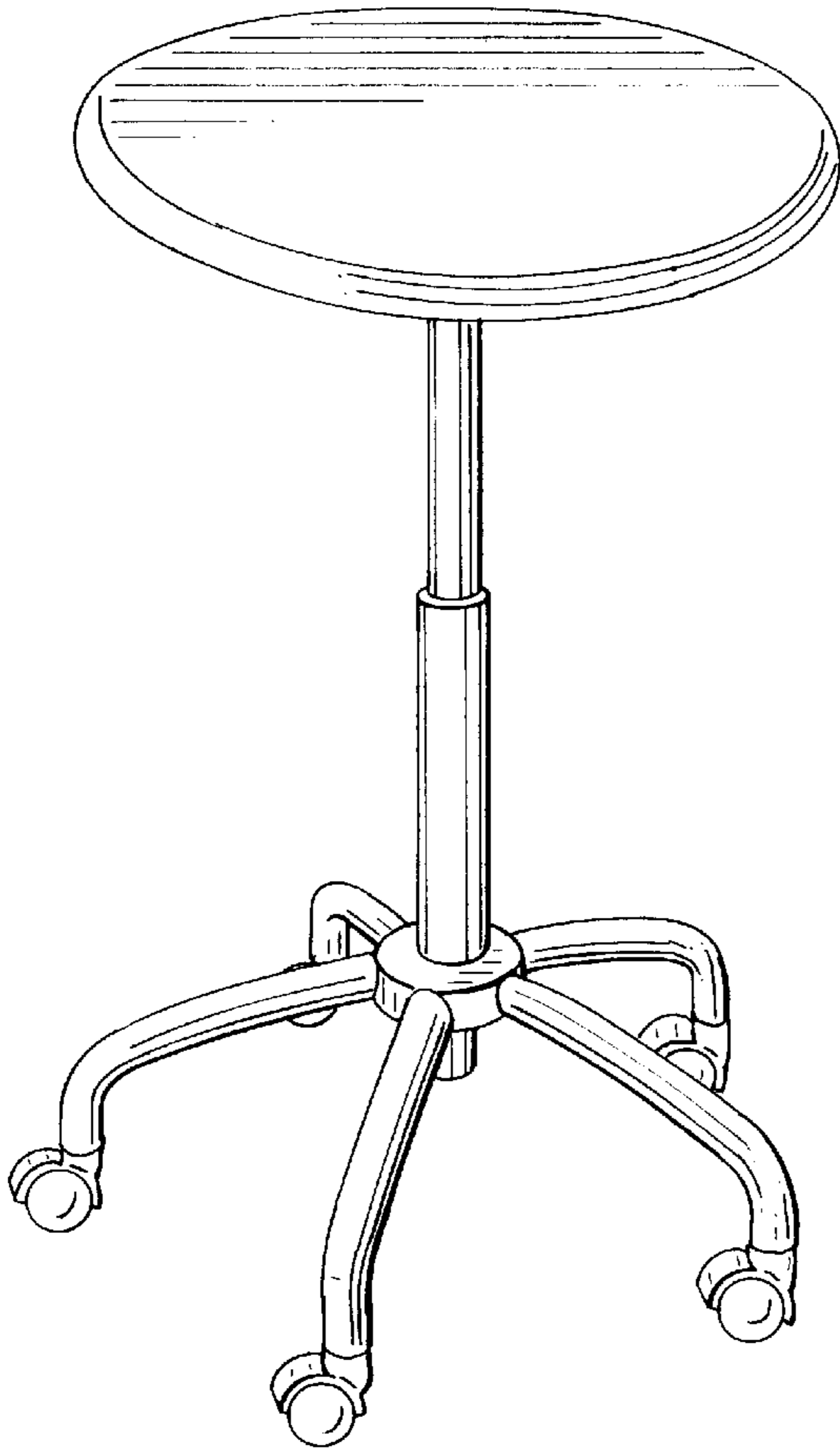


FIG. 3

