

US00D463680S

(12) **United States Design Patent**
Stanton

(10) **Patent No.:** **US D463,680 S**

(45) **Date of Patent:** **** Oct. 1, 2002**

(54) **COMPUTER CENTER**

D434,580 S * 12/2000 Freedberg D6/445
D446,050 S * 8/2001 Sabo et al. D6/446

(75) Inventor: **Shawn Christopher Stanton**, High Point, NC (US)

* cited by examiner

(73) Assignee: **Thomasville Furniture Industries, Inc.**, Thomasville, NC (US)

Primary Examiner—Cathron C. Brooks
(74) *Attorney, Agent, or Firm*—Womble Carlyle Sandridge & Rice, PLLC

(**) Term: **14 Years**

(57) **CLAIM**

(21) Appl. No.: **29/147,685**

The ornamental design for a computer center, as shown and described.

(22) Filed: **Aug. 31, 2001**

DESCRIPTION

(51) **LOC (7) Cl.** **06-04**

(52) **U.S. Cl.** **D6/445**

(58) **Field of Search** D6/432-448; 312/204, 312/224, 237, 278, 279

FIG. 1 is a left front perspective view of a computer center showing my new design;
FIG. 2 is a left side elevational view thereof;
FIG. 3 is a front elevational view thereof;
FIG. 4 is a top view thereof; and,
FIG. 5 is a right side elevational view thereof.

(56) **References Cited**

U.S. PATENT DOCUMENTS

- D340,152 S * 10/1993 Short D6/436
- D364,759 S * 12/1995 Walters, III et al. D6/445
- D390,045 S * 2/1998 Walters, III et al. D6/439
- D408,169 S * 4/1999 Welborn, Jr. D6/445
- D408,170 S * 4/1999 Welborn, Jr. D6/445

The bottom and rear views of the computer center are not shown and form no part of the claimed design. The dashed lines represent environmental elements only and form no part of the claimed design.

1 Claim, 4 Drawing Sheets




FIG. 1


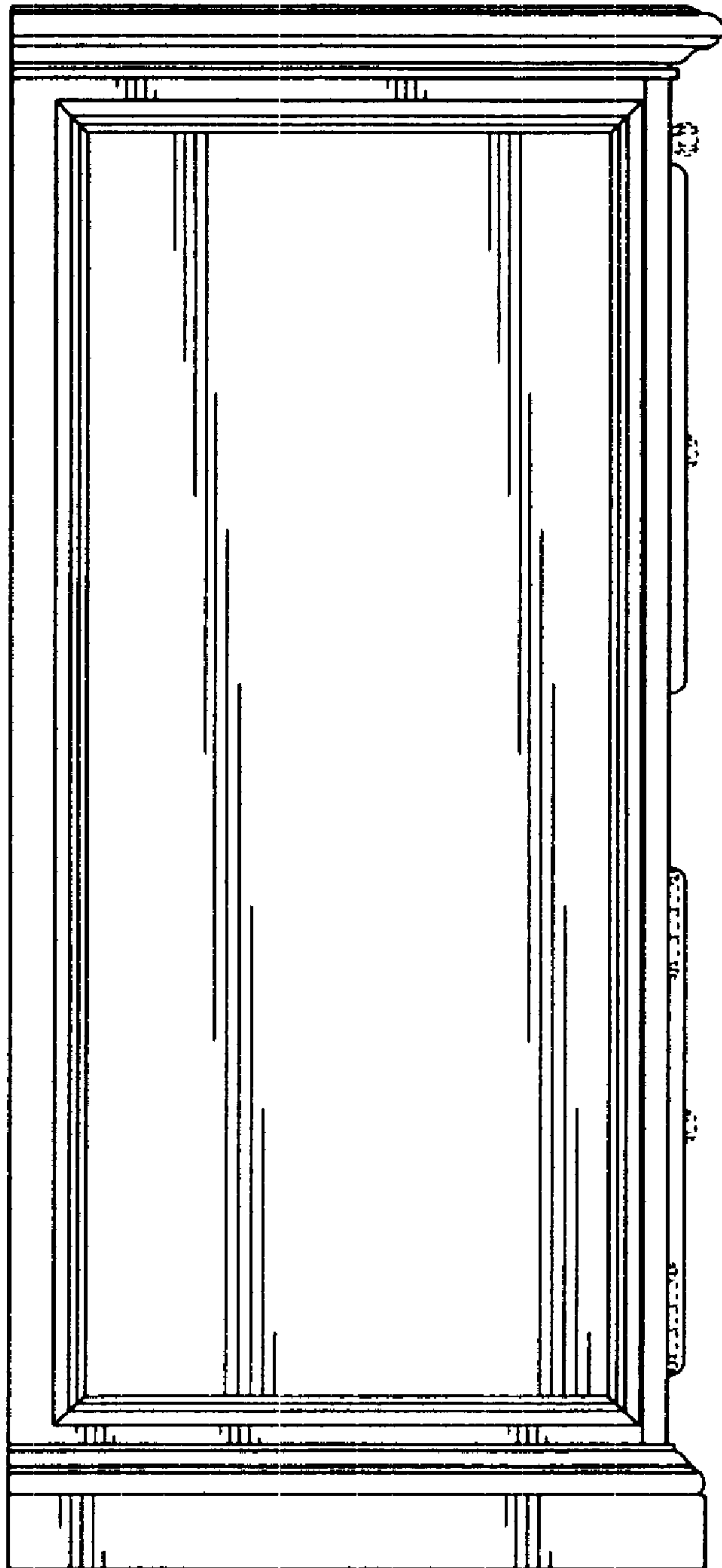


FIG. 2






FIG. 4




FIG. 3

FIG. 5

