



US00D463674S

(12) **United States Design Patent**  
**Wu**

(10) **Patent No.:** **US D463,674 S**

(45) **Date of Patent:** **\*\* Oct. 1, 2002**

(54) **PICTURE FRAME HANGING RACK**

**OTHER PUBLICATIONS**

(75) Inventor: **Chiping Wu**, Taipei (TW)

Jeweler's Circular—Keystone—Jun. 1961—p. 42—frame at bottom—right.\*

(73) Assignee: **Spinnaker Enterprise Co., Ltd.**, Taipei (TW)

\* cited by examiner

(\*\*) Term: **14 Years**

*Primary Examiner*—Nelson C. Holtje

(74) *Attorney, Agent, or Firm*—Rosenberg, Klein & Lee

(21) Appl. No.: **29/149,959**

(57) **CLAIM**

(22) Filed: **Oct. 24, 2001**

The ornamental design for a picture frame hanging rack, as shown and described.

(51) **LOC (7) Cl.** ..... **06-07**

(52) **U.S. Cl.** ..... **D6/301; D6/306**

(58) **Field of Search** ..... D6/300–301, 303, D6/306; 40/729, 798; 389/838

**DESCRIPTION**

FIG. 1 is a front view of the invention.

FIG. 2 is a rear view of the invention.

FIG. 3 is a left side view of the invention.

FIG. 4 is a right side view of the invention.

FIG. 5 is a top view of the invention.

FIG. 6 is a bottom view of the invention; and,


FIG. 7 is a perspective view of the invention.

(56) **References Cited**

**U.S. PATENT DOCUMENTS**

D137,182 S	*	2/1944	Hicks	.....	D6/303
D166,376 S	*	4/1952	Curt	.....	D6/303
D396,560 S	*	8/1998	Beatty	.....	D6/303
D437,696 S	*	2/2001	Aki	.....	D6/303
6,212,810 B1	*	4/2001	Jones	.....	40/757

**1 Claim, 3 Drawing Sheets**






FIG.1




FIG.2

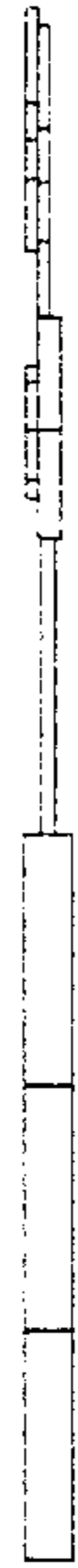


FIG. 4



FIG. 3

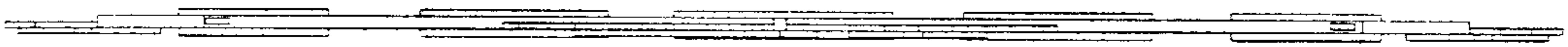


FIG. 5

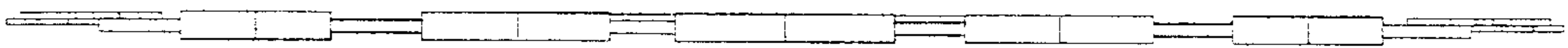


FIG. 6




FIG. 7