



US00D463655S

(12) **United States Design Patent** (10) **Patent No.:** **US D463,655 S**
Gerdy et al. (45) **Date of Patent:** **** Oct. 1, 2002**

(54) **INSULATED WINTER BOOT**

(75) Inventors: **Harvey K. Gerdy**, Boca Raton, FL (US); **Lawrence J. Satz**, St. Louis, MO (US)

(73) Assignee: **International Seaway Trading Corporation, Inc.**, Boca Raton, FL (US)

(**) Term: **14 Years**

(21) Appl. No.: **29/147,482**

(22) Filed: **Aug. 29, 2001**

(51) **LOC (7) Cl.** **02-04**

(52) **U.S. Cl.** **D2/970; D2/910; D2/909**

(58) **Field of Search** D2/896-897, 900-915, D2/946, 947, 962, 970; D3/215, 226, 228, 222; 36/1, 2 R, 102, 107-108, 113, 117.1-117.9, 118.1-118.9, 119.1, 131, 134, 136, 7 R, 7.2, 7.4, 50, 50.1

(56) **References Cited**

U.S. PATENT DOCUMENTS

D403,142 S	*	12/1998	Cook	D2/910
D404,544 S	*	1/1999	Tzenos et al.	D2/909
D414,018 S	*	9/1999	Cook	D2/910
D442,356 S		5/2001	Aschenbrenner	D2/912
6,237,252 B1	*	5/2001	Cook	36/50.1

OTHER PUBLICATIONS

Campmor Gift 2001, Nov. 26, 2001, Kamik Waterbug Boots, front page.*

Campmor Gift 2001, Nov. 26, 2001, Kamik Icebreaker, p. 121.*

* cited by examiner

Primary Examiner—Louis S. Zarfes

Assistant Examiner—Gregory Andoll

(74) *Attorney, Agent, or Firm*—Watts, Hoffmann, Fisher & Heinke, Co., L.P.A.

(57) **CLAIM**

We claim the ornamental design for an insulated winter boot, as shown and described.

DESCRIPTION

FIG. 1 is a perspective view of the insulated winter boot showing our new design;

FIG. 2 is a right side elevational view of the boot of the present invention;

FIG. 3 is a left side elevation of the boot of the present invention;

FIG. 4 is a front elevational view of the boot of the present invention;


FIG. 5 is a rear elevational view of the boot of the present invention;

FIG. 6 is a top plan view of the boot of the present invention; and,

FIG. 7 is a bottom plan view of the boot of the present invention.

The broken lines shown are for illustrative purposes only and form no part of the claimed design.

1 Claim, 5 Drawing Sheets



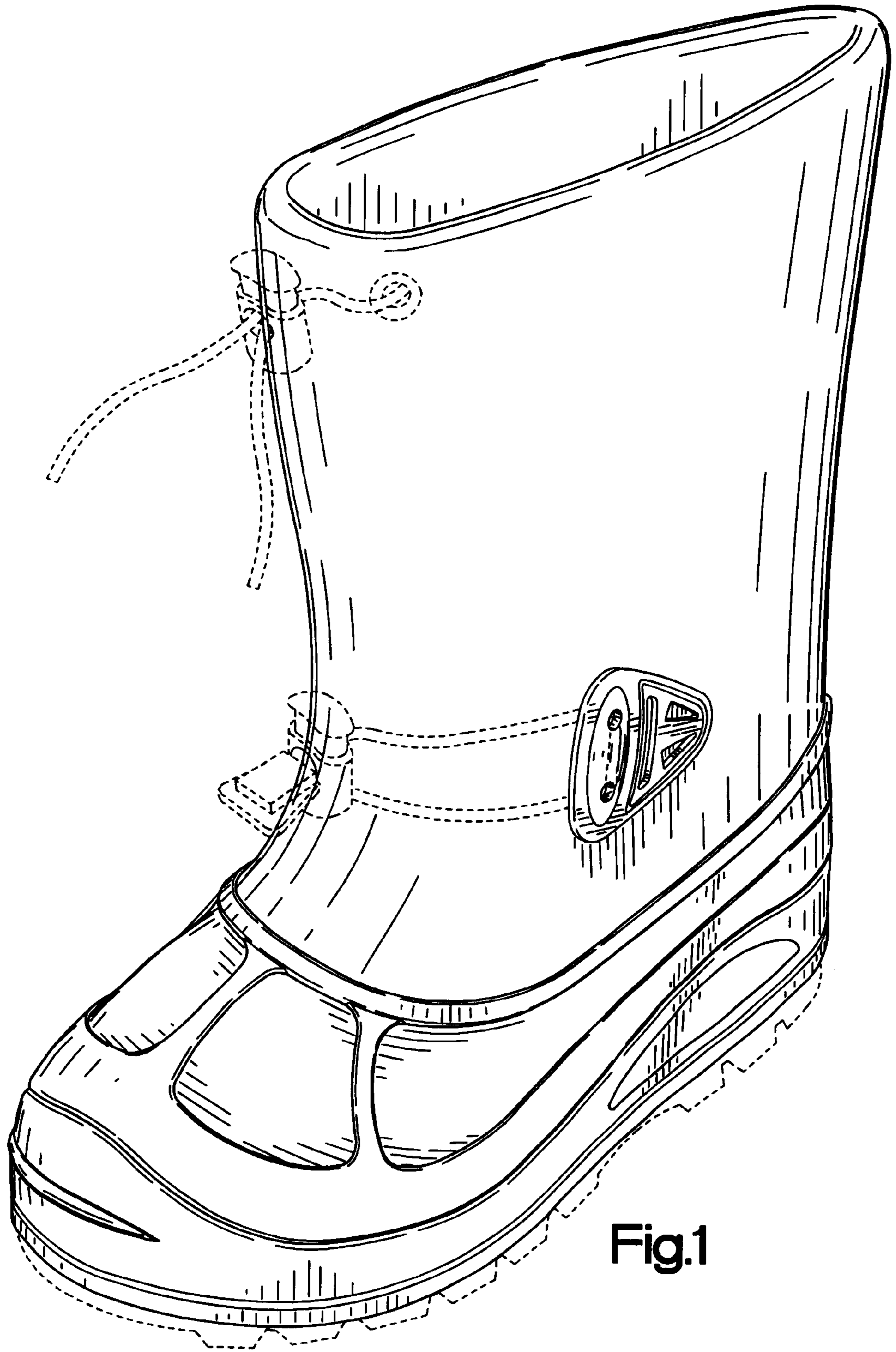


Fig.1

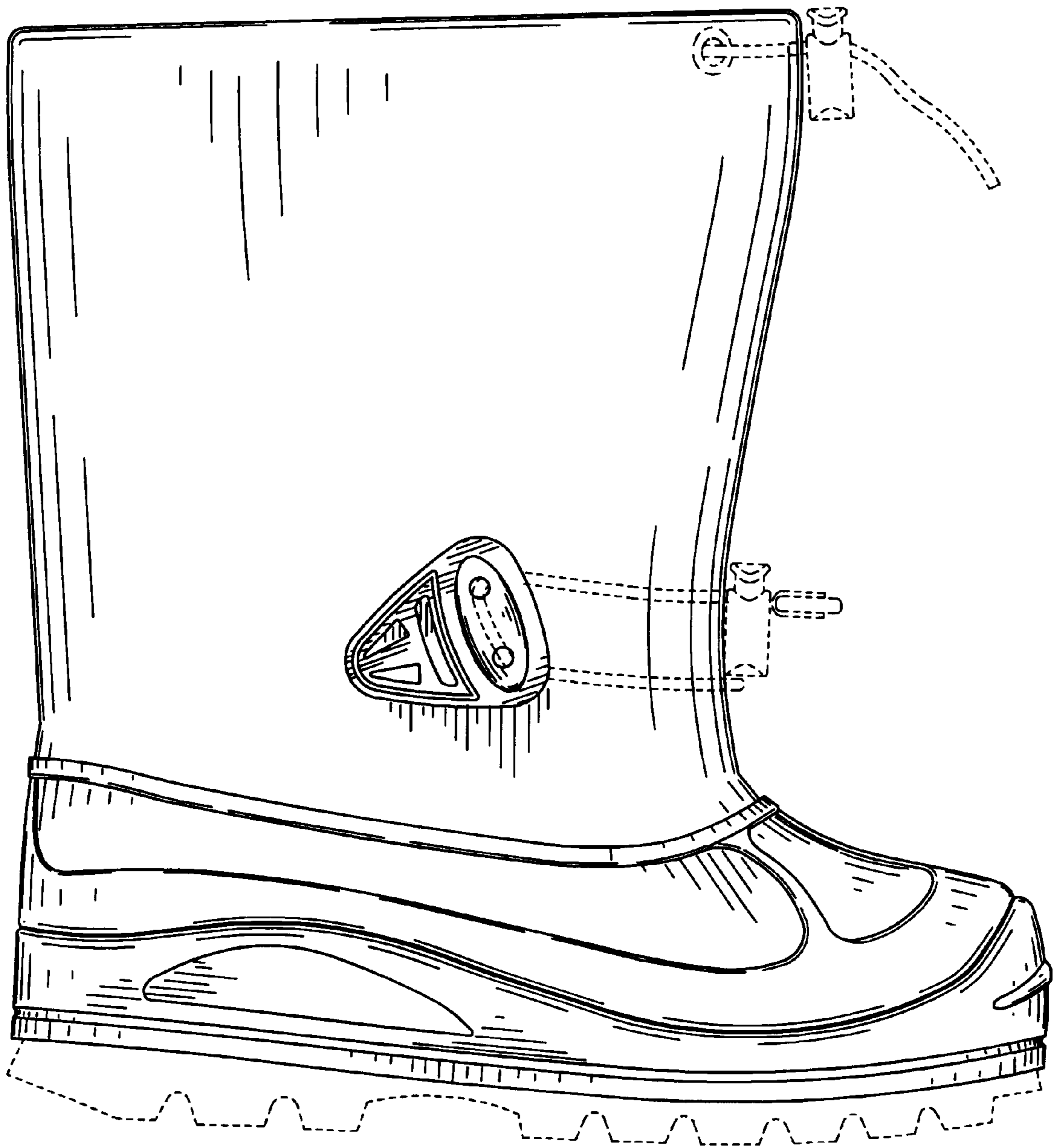


Fig.2

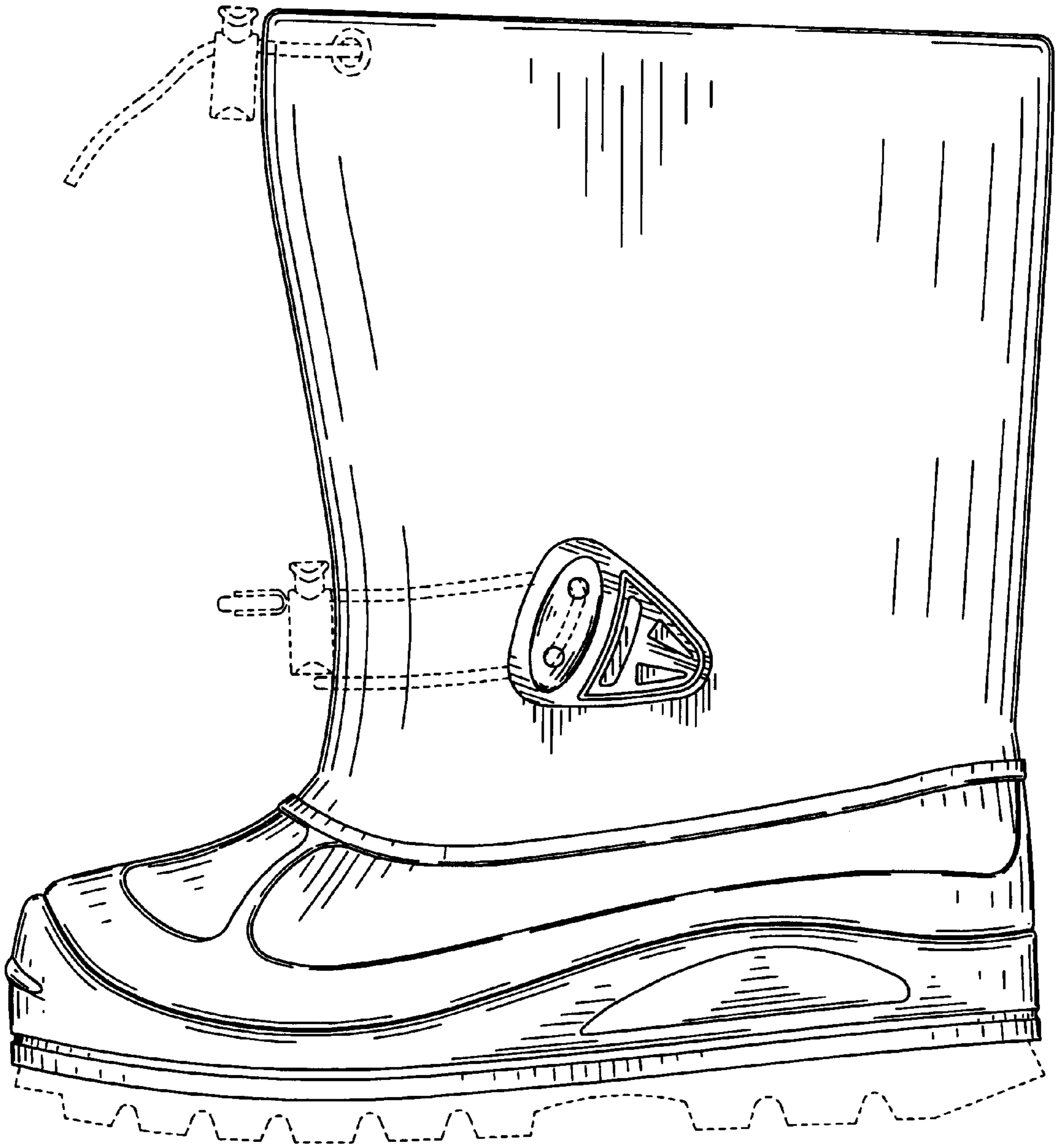


Fig.3

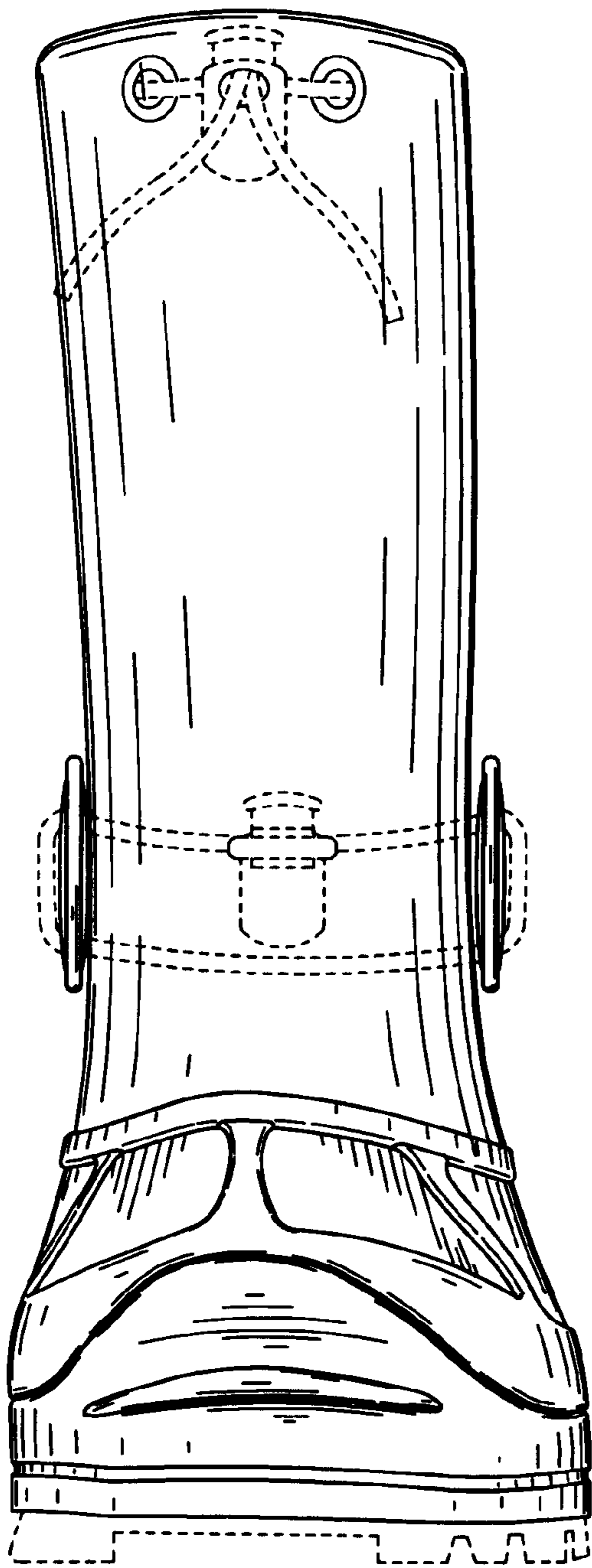


Fig.4




Fig.5

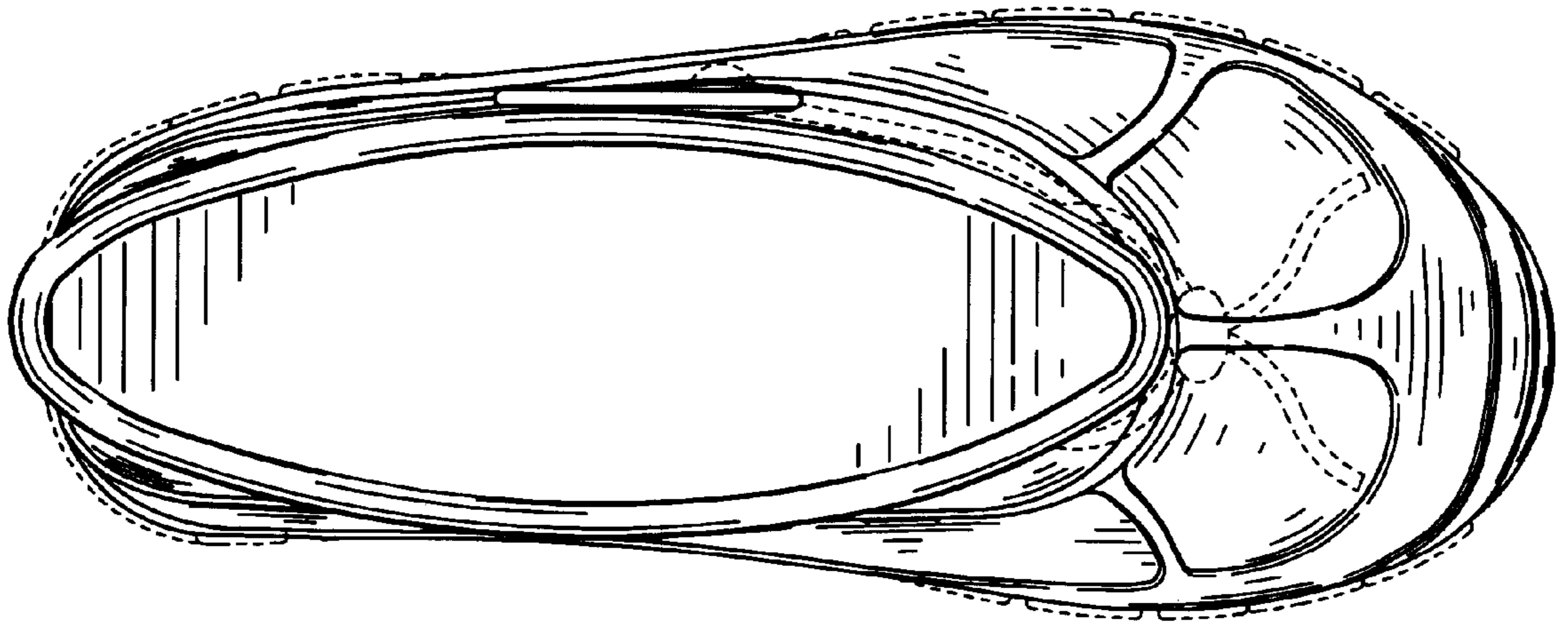


Fig.6

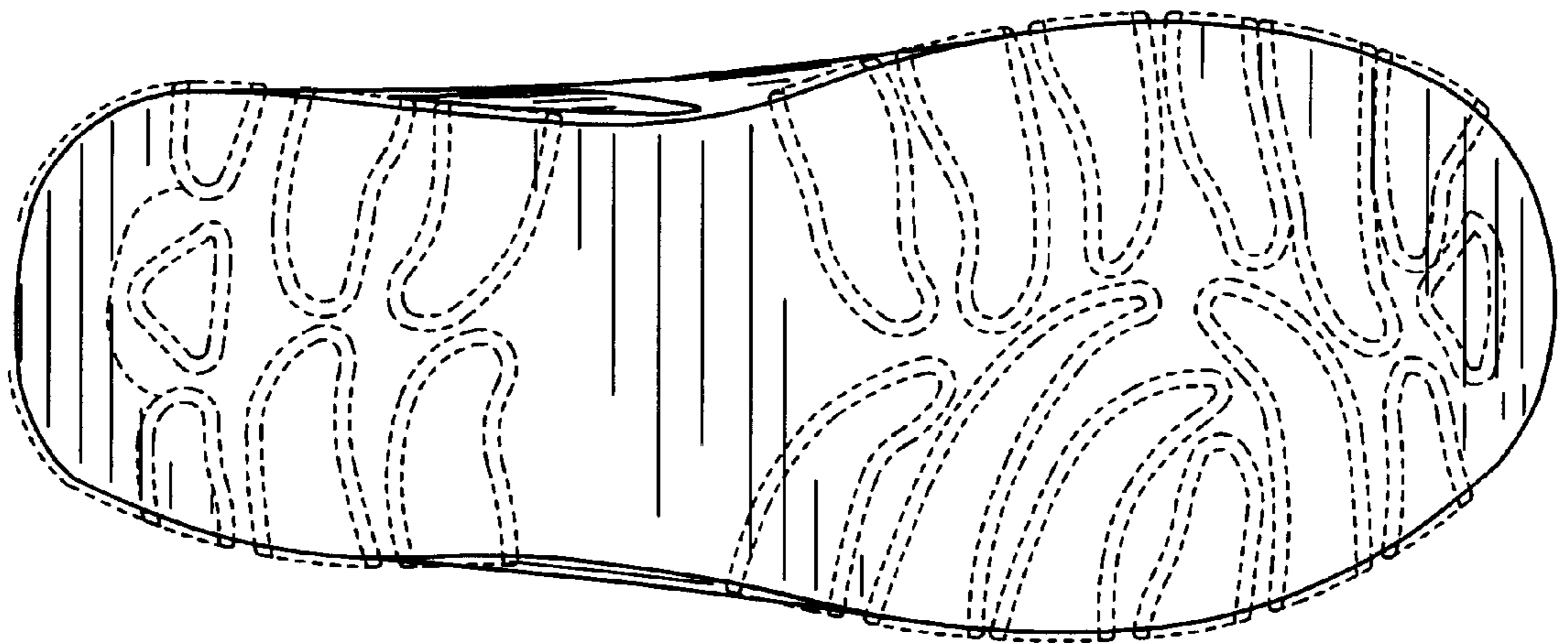


Fig.7